


PRICING & SPECIFICATION GUIDE

Tryg Tables

April 1, 2017

TUOHY



Conference: **Tryg**

- Overview
- Top Materials and Edge Styles
- Conference Height
- Collaboration Height

- CT2
- CT3
- CT4
- CT6

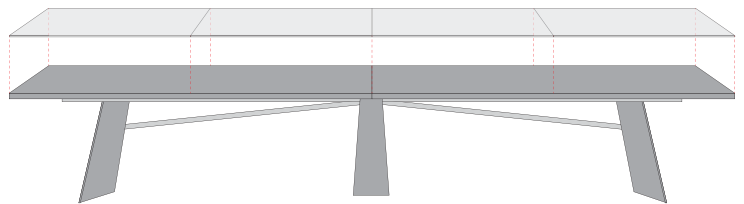


Overview

Each Tryg Table may be ordered in one of 32 top material/edge-style combinations, as shown on the following page. Tables through 120w are in one section; tables 132w and more are in two sections. Top segmentation varies by material, as charted below.

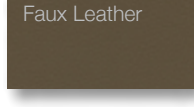
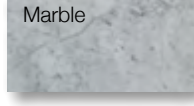
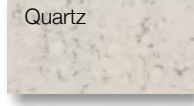
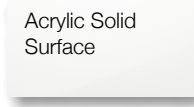
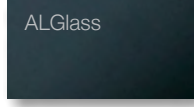




Top Segments by Material and Table Width

	1-section				2-sections								
	90	96	108	120	132	144	156	168	180	192	204	216	240
Wood 1 & 2 (all colors; grain long on 1-section tops, short on 2-section tops)	1	1	1	1	2	2	2	2	2	2	2	2	2
HPL Formica® 949 White (PVC as self-edge)	1	1	1	1	2	2	2	2	2	2	2	2	2
BPGlass Back-Painted Glass (Wood 1 & 2 subtop where applicable)	1	1	1	2	2	2	2	2	2	2	2	2	4
AEGlass Acid-Etched Glass (Wood 1 & 2 subtop where applicable)	1	1	1	2	2	2	2	2	2	2	2	2	4
ALGlass Acid-Etched Laminated Glass (all colors)	1	1	1	1	2	2	2	2	2	2	2	2	2
Acrylic Solid Surface Avonite® Polaris Matte	1	1	1	1	2	2	2	2	2	2	2	2	2
Quartz (all Cambria® standard colors; quote required for Cambria Matte™ & Luxury Design Series)	1	1	2	3	4	4	4	4	4	4	6	6	6
Marble Carrara Marble	1	1	2	3	4	4	4	4	4	4	6	6	6
Faux Leather Proxy (all colors)	1	1	2	3	4	4	4	4	4	4	6	6	6



Demo (Perspective View): A 4-segment top material applied to a 2-section table.

Top Materials



Edge Styles

	Squared		Beveled	
	Self/Layered Edge 1.5th	Metal Edge 1.5th	Self/Layered Edge 1.5th	Metal Edge 2.0th
Wood 1 & 2				
HPL				
BPGlass				
AEGlass				
ALGlass				
Acrylic Solid Surface				
Quartz				
Marble				
Faux Leather				



Conference Height		Seats	Prefix & Size Codes	Top Material/Code		HPL	BPGlass	AEGlass	ALGlass	AcrylicSS	Quartz	Marble	Proxy
			TRYG1A...	...W1	...W2	...L	...G	...J	...E	...C	...Q	...M	...P
1	Square Edge 1.5th Top, 29h ‡		TRYG1A...	...W1	...W2	...L	...G	...J	...E	...C	...Q	...M	...P
	Tryg Conf SqEdge 72w 37d	6	...7237...	5590	5700	5083	7805	8309	—	6637	8247	9663	—
	Tryg Conf SqEdge 78w 37d	6	...7837...	5707	5826	5158	8106	8652	—	6841	8585	10119	—
	Tryg Conf SqEdge 84w 40d	6-8	...8440...	5824	5952	5232	8407	8995	—	7046	8923	10576	—
	Tryg Conf SqEdge 90w 48d	6-8	...9048...	6350	6534	5505	10041	10881	—	8096	10778	13139	—
	Tryg Conf SqEdge 96w 48d	6-12	...9648...	6613	6808	5711	10549	11445	—	8474	11336	13854	—
	Tryg Conf SqEdge 108w 48d	8-12	...10848...	7103	7324	6089	11532	12540	—	9197	12416	15249	—
	Tryg Conf SqEdge 120w 52d	8-14	...12052...	7994	8258	6773	13325	14537	—	10514	14389	17799	—
2	Tryg Conf SqEdge 132w 52d	8-14	...13252...	8119	8409	6775	13982	15316	—	10890	15154	18903	—
	Tryg Conf SqEdge 144w 52d	10-16	...14452...	8586	8903	7120	14982	16438	—	11609	16260	20351	—
	Tryg Conf SqEdge 156w 56d	10-18	...15656...	9488	9858	7777	16950	18649	—	13015	18441	23214	—
	Tryg Conf SqEdge 168w 56d	10-18	...16856...	9974	10373	8132	18011	19840	—	13772	19616	24756	—
	Tryg Conf SqEdge 180w 56d	12-20	...18056...	10460	10887	8486	19070	21030	—	14530	20790	26297	—
	Tryg Conf SqEdge 192w 60d	12-20	...19260...	11249	11737	8993	21089	23329	—	15900	23056	29350	—
	Tryg Conf SqEdge 204w 60d	12-20	...20460...	11753	12272	9357	22209	24589	—	16695	24297	30984	—
	Tryg Conf SqEdge 216w 60d	14-22	...21660...	12258	12807	9720	23328	25848	—	17490	25540	32620	—
	Tryg Conf SqEdge 240w 60d	16-26	...24060...	13231	13841	10412	25532	28331	—	19045	27989	35856	—
1	Square Metal Edge 1.5th Top, 29h ‡		TRYG1B...	...W1	...W2	...L	...G	...J	...E	...C	...Q	...M	...P
	Tryg Conf SqMetEdge 72w 37d	6	...7237...	7437	7547	6930	9652	10156	11510	8484	10094	11510	7070
	Tryg Conf SqMetEdge 78w 37d	6	...7837...	7590	7710	7041	9990	10536	12003	8724	10469	12003	7193
	Tryg Conf SqMetEdge 84w 40d	6-8	...8440...	7830	7958	7238	10413	11001	12581	9050	10928	12581	7400
	Tryg Conf SqMetEdge 90w 48d	6-8	...9048...	8490	8673	7644	12180	13020	15278	10234	12917	15278	7877
	Tryg Conf SqMetEdge 96w 48d	6-12	...9648...	8857	9052	7955	12793	13689	16098	10717	13580	16098	8204
	Tryg Conf SqMetEdge 108w 48d	8-12	...10848...	9557	9778	8543	13986	14994	17703	11651	14870	17703	8822
	Tryg Conf SqMetEdge 120w 52d	8-14	...12052...	10739	11004	9517	16069	17283	20543	13258	17134	20543	9854
2	Tryg Conf SqMetEdge 132w 52d	8-14	...13252...	11082	11373	9738	16945	18279	21866	13853	18117	21866	10108
	Tryg Conf SqMetEdge 144w 52d	10-16	...14452...	11767	12084	10301	18163	19619	23533	14790	19441	23533	10705
	Tryg Conf SqMetEdge 156w 56d	10-18	...15656...	13049	13419	11339	20512	22210	26775	16576	22003	26775	11810
	Tryg Conf SqMetEdge 168w 56d	10-18	...16856...	13761	14160	11919	21797	23627	28543	17559	23403	28543	12427
	Tryg Conf SqMetEdge 180w 56d	12-20	...18056...	14473	14901	12499	23083	25044	30311	18543	24804	30311	13044
	Tryg Conf SqMetEdge 192w 60d	12-20	...19260...	15674	16163	13419	25515	27755	33774	20326	27481	33774	14041
	Tryg Conf SqMetEdge 204w 60d	12-20	...20460...	16413	16931	14016	26868	29248	35644	21355	28957	35644	14677
	Tryg Conf SqMetEdge 216w 60d	14-22	...21660...	17152	17701	14614	28222	30742	37514	22384	30434	37514	15314
	Tryg Conf SqMetEdge 240w 60d	16-26	...24060...	18593	19205	15774	30894	33695	41219	24407	33352	41219	16552
1	Bevel Edge 1.5th Top, 29h ‡		TRYG1C...	...W1	...W2	...L	...G	...J	...E	...C	...Q	...M	...P
	Tryg Conf BevEdge 72w 37d	6	...7237...	6261	6371	5754	8476	8980	—	7308	8918	10334	—
	Tryg Conf BevEdge 78w 37d	6	...7837...	6378	6497	5829	8777	9323	—	7512	9256	10790	—
	Tryg Conf BevEdge 84w 40d	6-8	...8440...	6495	6623	5903	9078	9666	—	7715	9594	11247	—
	Tryg Conf BevEdge 90w 48d	6-8	...9048...	7021	7205	6176	10712	11552	—	8765	11449	13810	—
	Tryg Conf BevEdge 96w 48d	6-12	...9648...	7329	7524	6426	11264	12161	—	9190	12052	14569	—
	Tryg Conf BevEdge 108w 48d	8-12	...10848...	7909	8128	6893	12336	13344	—	10001	13222	16053	—
	Tryg Conf BevEdge 120w 52d	8-14	...12052...	8963	9227	7742	14294	15506	—	11483	15358	18768	—
2	Tryg Conf BevEdge 132w 52d	8-14	...13252...	9184	9475	7840	15048	16382	—	11956	16219	19970	—
	Tryg Conf BevEdge 144w 52d	10-16	...14452...	9748	10066	8282	16145	17601	—	12772	17423	21513	—
	Tryg Conf BevEdge 156w 56d	10-18	...15656...	10844	11215	9134	18307	20006	—	14371	19798	24571	—
	Tryg Conf BevEdge 168w 56d	10-18	...16856...	11435	11834	9593	19471	21300	—	15233	21077	26216	—
	Tryg Conf BevEdge 180w 56d	12-20	...18056...	12025	12452	10052	20636	22595	—	16094	22356	27863	—
	Tryg Conf BevEdge 192w 60d	12-20	...19260...	13038	13526	10782	22878	25118	—	17688	24844	31138	—
	Tryg Conf BevEdge 204w 60d	12-20	...20460...	13653	14173	11257	24109	26489	—	18596	26199	32885	—
	Tryg Conf BevEdge 216w 60d	14-22	...21660...	14270	14820	11733	25341	27861	—	19503	27552	34633	—
	Tryg Conf BevEdge 240w 60d	16-26	...24060...	15467	16078	12647	27767	30568	—	21280	30225	38093	—

Table Sections

Top materials may be further segmented based on the top material and size specified. Please see page CT2.



Conference Height (cont.)

	Seats	Prefix & Size Codes	Top Material/Code		HPL	BPGlass	AEGlass	ALGlass	AcrylicSS	Quartz	Marble	Proxy
			Wood1	Wood2								
Bevel Metal Edge 2th Top, 29.5h ‡		TRYG1D...	...W1	...W2	...L	...G	...J	...E	...C	...Q	...M	...P
1 Tryg Conf BevMetEdge 72w 37d	6	...7237...	8706	9832	9215	11936	12440	13795	10769	12378	13795	9354
Tryg Conf BevMetEdge 78w 37d	6	...7837...	8964	9958	9289	12238	12784	14252	10973	12717	14252	9441
Tryg Conf BevMetEdge 84w 40d	6-8	...8440...	9304	10084	9364	12539	13127	14707	11177	13056	14707	9528
Tryg Conf BevMetEdge 90w 48d	6-8	...9048...	9984	10666	9637	14173	15013	17270	12227	14910	17270	9870
Tryg Conf BevMetEdge 96w 48d	6-12	...9648...	10929	11125	10028	14866	15762	18170	12790	15652	18170	10276
Tryg Conf BevMetEdge 108w 48d	8-12	...10848...	11789	12010	10775	16218	17226	19935	13883	17102	19935	11054
Tryg Conf BevMetEdge 120w 52d	8-14	...12052...	13130	13395	11909	18461	19674	22935	15650	19526	22935	12246
2 Tryg Conf BevMetEdge 132w 52d	8-14	...13252...	13633	13924	12289	19496	20831	24418	16404	20667	24418	12660
Tryg Conf BevMetEdge 144w 52d	10-16	...14452...	14477	14795	13012	20874	22329	26243	17500	22152	26243	13416
Tryg Conf BevMetEdge 156w 56d	10-18	...15656...	15999	16370	14288	23461	25160	29724	19526	24952	29724	14760
Tryg Conf BevMetEdge 168w 56d	10-18	...16856...	16870	17269	15028	24906	26736	31652	20668	26513	31652	15536
Tryg Conf BevMetEdge 180w 56d	12-20	...18056...	17742	18169	15768	26352	28312	33579	21812	28073	33579	16313
Tryg Conf BevMetEdge 192w 60d	12-20	...19260...	19182	19671	16926	29022	31263	37282	23833	30989	37282	17549
Tryg Conf BevMetEdge 204w 60d	12-20	...20460...	20080	20599	17683	30535	32915	39312	25022	32625	39312	18345
Tryg Conf BevMetEdge 216w 60d	14-22	...21660...	20978	21527	18440	32048	34568	41341	26210	34260	41341	19140
Tryg Conf BevMetEdge 240w 60d	16-26	...24060...	22739	23350	19920	35040	37840	45364	28553	37498	45364	20698

> To Order:

For product numbers, join the product Prefix, Size, and Top Material Codes; read across and down for price.
 Ex: For Tryg Collab SqEdge 90w 48d with Wood1 top, prod.no. is TRYG2A9048W1; list price is \$6715.

Guide to specifying top materials:

- Wood1: All TUOHY Wood1 offerings.
- Wood2: All TUOHY Wood2 offerings.
- HPL: Formica® 949 White
- BPGlass (Back-Painted): S.BLK Black or S.BWT White
- AEGlass (Acid-Etched): GAB Acid-Etched Black or GAW Acid-Etched White
- ALGlass (Acid-Etched Laminated): All colors
- Acrylic Solid Surface: Avonite® Polaris Matte
- Cambria®: All standard colors; excludes Cambria Matte™ & Luxury Design Series
- Marble: Carrara
- Proxy Faux Leather (54): All TUOHY Proxy offerings (54-in roll width limitation),

Specify base material from Wood1 offering; see options below.

! Notes:

Tables through 120w are in 1-section; larger tables are in 2-sections. Top materials may be further segmented; see the chart on page CT2.

Base tie rod finish is MBSS Brushed Stainless Steel.

Subtop support rod finish is MRB Resin Black.

+ Options:

For Wood2 level base finishes, specify Option W2; add \$761 list.

For 3M™DI-NOC™ ME-388 Metallic bases, specify Option ME388; add \$2022 list.

For cement-textured bases, specify Option CMT; add \$1836 list.




Table Sections

Top materials may be further segmented based on the top material and size specified. Please see page CT2.



Collaboration Height

	Seats	Prefix & Size Codes	Top Material/Code		HPL	BPGlass	AEGlass	ALGlass	AcrylicSS	Quartz	Marble	Proxy
			Wood1	Wood2								
Square Edge 1.5th Top, 40h ‡		TRYG2A...	...W1	...W2	...L	...G	...J	...E	...C	...Q	...M	...P
Tryg Collab SqEdge 72w 37d	6	...7237...	6291	6400	5782	8504	9008	—	7336	8947	10362	—
Tryg Collab SqEdge 78w 37d	6	...7837...	6407	6526	5857	8805	9351	—	7541	9285	10819	—
Tryg Collab SqEdge 84w 40d	6-8	...8440...	6524	6653	5933	9108	9696	—	7745	9623	11276	—
Tryg Collab SqEdge 90w 48d	6-8	...9048...	7051	7235	6206	10742	11582	—	8795	11479	13839	—
Tryg Collab SqEdge 96w 48d	6-12	...9648...	7313	7509	6411	11250	12145	—	9174	12036	14553	—
Tryg Collab SqEdge 108w 48d	8-12	...10848...	7804	8023	6788	12231	13239	—	9896	13117	15948	—
Tryg Collab SqEdge 120w 52d	8-14	...12052...	8772	9036	7551	14103	15315	—	11292	15167	18577	—
Square Metal Edge 1.5th Top, 40h ‡		TRYG2B...	...W1	...W2	...L	...G	...J	...E	...C	...Q	...M	...P
Tryg Collab SqMetEdge 72w 37d	6	...7237...	8138	8248	7630	10352	10856	12210	9184	10794	12210	7770
Tryg Collab SqMetEdge 78w 37d	6	...7837...	8291	8409	7741	10689	11235	12703	9425	11169	12703	7893
Tryg Collab SqMetEdge 84w 40d	6-8	...8440...	8529	8657	7937	11112	11700	13280	9750	11629	13280	8101
Tryg Collab SqMetEdge 90w 48d	6-8	...9048...	9190	9373	8344	12880	13720	15978	10934	13617	15978	8577
Tryg Collab SqMetEdge 96w 48d	6-12	...9648...	9557	9752	8655	13494	14389	16797	11418	14280	16797	8904
Tryg Collab SqMetEdge 108w 48d	8-12	...10848...	10257	10477	9242	14685	15693	18402	12350	15570	18402	9522
Tryg Collab SqMetEdge 120w 52d	8-14	...12052...	11516	11781	10295	16847	18060	21321	14036	17912	21321	10632
Bevel Edge 1.5th Top, 40h ‡		TRYG2C...	...W1	...W2	...L	...G	...J	...E	...C	...Q	...M	...P
Tryg Collab BevEdge 72w 37d	6	...7237...	6962	7071	6453	9175	9679	—	8007	9618	11033	—
Tryg Collab BevEdge 78w 37d	6	...7837...	7078	7197	6528	9476	10022	—	8212	9956	11490	—
Tryg Collab BevEdge 84w 40d	6-8	...8440...	7195	7323	6602	9778	10366	—	8416	10294	11946	—
Tryg Collab BevEdge 90w 48d	6-8	...9048...	7722	7904	6875	11411	12251	—	9466	12150	14509	—
Tryg Collab BevEdge 96w 48d	6-12	...9648...	8028	8224	7126	11965	12860	—	9889	12751	15269	—
Tryg Collab BevEdge 108w 48d	8-12	...10848...	8609	8828	7594	13037	14045	—	10702	13922	16754	—
Tryg Collab BevEdge 120w 52d	8-14	...12052...	9741	10005	8519	15071	16284	—	12260	16136	19546	—
Bevel Metal Edge 2th Top, 40.5h ‡		TRYG2D...	...W1	...W2	...L	...G	...J	...E	...C	...Q	...M	...P
Tryg Collab BevMetEdge 72w 37d	6	...7237...	10422	10533	9915	12637	13141	14495	11469	13079	14495	10055
Tryg Collab BevMetEdge 78w 37d	6	...7837...	10539	10659	9990	12938	13484	14951	11673	13417	14951	10141
Tryg Collab BevMetEdge 84w 40d	6-8	...8440...	10656	10785	10064	13239	13827	15408	11877	13755	15408	10227
Tryg Collab BevMetEdge 90w 48d	6-8	...9048...	11183	11366	10337	14873	15713	17971	12927	15610	17971	10570
Tryg Collab BevMetEdge 96w 48d	6-12	...9648...	11630	11825	10728	15566	16462	18870	13490	16353	18870	10977
Tryg Collab BevMetEdge 108w 48d	8-12	...10848...	12490	12709	11474	16918	17926	20635	14582	17803	20635	11755
Tryg Collab BevMetEdge 120w 52d	8-14	...12052...	13908	14173	12687	19239	20452	23713	16428	20304	23713	13024

> To Order:

For product numbers, join the product Prefix, Size, and Top Material Codes; read across and down for price.
 Ex: For Tryg Collab SqEdge 90w 48d with Wood1 top, prod.no. is TRYG2A9048W1; list price is \$6715.

Guide to specifying top materials:

- Wood1: All TUOHY Wood1 offerings.
- Wood2: All TUOHY Wood2 offerings.
- HPL: Formica® 949 White
- BPGlass (Back-Painted): S.BLK Black or S.BWT White
- AEGlass (Acid-Etched): GAB Acid-Etched Black or GAW Acid-Etched White
- ALGlass (Acid-Etched Laminated): All colors
- Acrylic Solid Surface: Avonite® Polaris Matte
- Cambria®: All standard colors; excludes Cambria Matte™ & Luxury Design Series
- Marble: Carrara
- Proxy Faux Leather (54): All TUOHY Proxy offerings (54-in roll width limitation),

Specify base material from Wood1 offering; see options below.

! Notes:

- Collaboration height tables are in 1-section. Top materials may be further segmented; see the chart on page CT2.
- Base tie rod finish is MBSS Brushed Stainless Steel.
- Subtop support rod finish is MRB Resin Black.

+ Options:

- For Wood2 level base finishes, specify Option W2; add \$761 list.
- For 3M™DI-NOC™ ME-388 Metallic bases, specify Option ME388; add \$2022 list.
- For cement-textured bases, specify Option CMT; add \$1836 list.

