


Genevieve Club Lounge



Product No.	Dimensions	Fabric \$					Leather \$				
GEN1 (W1 Surround)	30w	COM	3908	F6	4380	F12	4840	COL	4494	L6	6654
	30d	F1	4176	F7	4436	F13	4952	L1	5430	L7	7014
	29h	F2	4208	F8	4500	F14	5076	L2	5574	L8	7446
	25ah	F3	4244	F9	4572	F15	5216	L3	5790	L9	8022
	17sh	F4	4284	F10	4652	F16	5376	L4	6006	L10	8670
	4 yds, 72 sf	F5	4328	F11	4740	F17	5552	L5	6294	L11	9390
(W2 Surround)	30w	COM	4181	F6	4653	F12	5113	COL	4781	L6	6941
	30d	F1	4449	F7	4709	F13	5225	L1	5717	L7	7301
	29h	F2	4481	F8	4773	F14	5349	L2	5861	L8	7733
	25ah	F3	4517	F9	4845	F15	5489	L3	6077	L9	8309
	17sh	F4	4557	F10	4925	F16	5649	L4	6293	L10	8957
	4 yds, 72 sf	F5	4601	F11	5013	F17	5825	L5	6581	L11	9677
GENU1 (Uphol Surround)	30w	COM	3599	F6	4425	F12	5230	COL	4139	L6	7919
	30d	F1	4068	F7	4523	F13	5426	L1	5777	L7	8549
	29h	F2	4124	F8	4635	F14	5643	L2	6029	L8	9305
	25ah	F3	4187	F9	4761	F15	5888	L3	6407	L9	10313
	17sh	F4	4257	F10	4901	F16	6168	L4	6785	L10	11447
	7 yds, 126 sf	F5	4334	F11	5055	F17	6476	L5	7289	L11	12707

Flat-cut (plain-sliced) veneers will run vertically, while quartered or rift-cut veneers will run horizontally. Standard metal finish is MPC Polished Chrome. For Resin Brushed Steel, add R to the product number.

Shipping address for COM/COL materials and memo samples:
TUOHY Furniture Corporation, Upholstery Receiving Dept, 13715 S Western Ave, Gardena, CA 90247

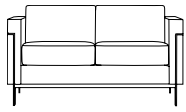


Please provide tagging information as needed for your project.

IMPORTANT! Additional yardage may be required for fabrics less than 54 inches wide and/or having more than a nominal vertical repeat or pattern. Use the Additional Yardage (+YDG) requirements listed in the TUOHY Upholstery Partnership Guides for each upholstery offering to re-calculate the yardage or square footage needed for a given pattern. See also Table 2 on page D2.

Category	Pattern	Grade
Faux-Leather	Proxy	F6
Leather	Lena	L1
Leather	Sierra	L1

Genevieve Settee



Product No.	Dimensions	Fabric \$					Leather \$				
GEN2 (W1 Surround)	52w	COM	5539	F6	6306	F12	7054	COL	6370	L6	9880
	30d	F1	5975	F7	6397	F13	7236	L1	7891	L7	10465
	29h	F2	6027	F8	6501	F14	7437	L2	8125	L8	11167
	25ah	F3	6085	F9	6618	F15	7665	L3	8476	L9	12103
	17sh	F4	6150	F10	6748	F16	7925	L4	8827	L10	13156
	6.5 yds, 117 sf	F5	6222	F11	6891	F17	8211	L5	9295	L11	14326
(W2 Surround)	52w	COM	5931	F6	6698	F12	7446	COL	6782	L6	10292
	30d	F1	6367	F7	6789	F13	7628	L1	8303	L7	10877
	29h	F2	6419	F8	6893	F14	7829	L2	8537	L8	11579
	25ah	F3	6477	F9	7010	F15	8057	L3	8888	L9	12515
	17sh	F4	6542	F10	7140	F16	8317	L4	9239	L10	13568
	6.5 yds, 117 sf	F5	6614	F11	7283	F17	8603	L5	9707	L11	14738
GENU2 (Uphol Surround)	52w	COM	4923	F6	6457	F12	7952	COL	5661	L6	12681
	30d	F1	5794	F7	6639	F13	8316	L1	8703	L7	13851
	29h	F2	5898	F8	6847	F14	8719	L2	9171	L8	15255
	25ah	F3	6015	F9	7081	F15	9174	L3	9873	L9	17127
	17sh	F4	6145	F10	7341	F16	9694	L4	10575	L10	19233
	13 yds, 234 sf	F5	6288	F11	7627	F17	10266	L5	11511	L11	21573

Flat-cut (plain-sliced) veneers will run vertically, while quartered or rift-cut veneers will run horizontally. Standard metal finish is MPC Polished Chrome. For Resin Brushed Steel, add R to the product number.

Shipping address for COM/COL materials and memo samples:
TUOHY Furniture Corporation, Upholstery Receiving Dept, 13715 S Western Ave, Gardena, CA 90247

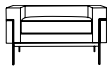


Please provide tagging information as needed for your project.

IMPORTANT! Additional yardage may be required for fabrics less than 54 inches wide and/or having more than a nominal vertical repeat or pattern. Use the Additional Yardage (+YDG) requirements listed in the TUOHY Upholstery Partnership Guides for each upholstery offering to re-calculate the yardage or square footage needed for a given pattern. See also Table 2 on page D2.

Category	Pattern	Grade
Faux-Leather	Proxy	F6
Leather	Lena	L1
Leather	Sierra	L1

Genevieve Single Bench



Product No.	Dimensions	Fabric \$					Leather \$					
GENB1 (W1 Surround)	30w	COM	2398	F6	2870	F12	3330	COL	2758	L6	4918	
	22d	F1	2666	F7	2926	F13	3442	L1	3694	L7	5278	
	20h	F2	2698	F8	2990	F14	3566	L2	3838	L8	5710	
		F3	2734	F9	3062	F15	3706	L3	4054	L9	6286	
	16sh	F4	2774	F10	3142	F16	3866	L4	4270	L10	6934	
	4 yds, 72 sf	F5	2818	F11	3230	F17	4042	L5	4558	L11	7654	
	(W2 Surround)	30w	COM	2574	F6	3046	F12	3506	COL	2943	L6	5103
		22d	F1	2842	F7	3102	F13	3618	L1	3879	L7	5463
		20h	F2	2874	F8	3166	F14	3742	L2	4023	L8	5895
			F3	2910	F9	3238	F15	3882	L3	4239	L9	6471
16sh		F4	2950	F10	3318	F16	4042	L4	4455	L10	7119	
4 yds, 72 sf		F5	2994	F11	3406	F17	4218	L5	4743	L11	7839	
GENBU1 (Uphol Surround)		30w	COM	2396	F6	3104	F12	3794	COL	2755	L6	5995
		22d	F1	2798	F7	3188	F13	3962	L1	4159	L7	6535
		20h	F2	2846	F8	3284	F14	4148	L2	4375	L8	7183
			F3	2900	F9	3392	F15	4358	L3	4699	L9	8047
	16sh	F4	2960	F10	3512	F16	4598	L4	5023	L10	9019	
	6 yds, 108 sf	F5	3026	F11	3644	F17	4862	L5	5455	L11	10099	

Flat-cut (plain-sliced) veneers will run vertically, while quartered or rift-cut veneers will run horizontally. Standard metal finish is MPC Polished Chrome. For Resin Brushed Steel, add R to the product number.

Genevieve Double Bench



GENB2 (W1 Surround)	52w	COM	2813	F6	3285	F12	3745	COL	3235	L6	5395	
	22d	F1	3081	F7	3341	F13	3857	L1	4171	L7	5755	
	20h	F2	3113	F8	3405	F14	3981	L2	4315	L8	6187	
		F3	3149	F9	3477	F15	4121	L3	4531	L9	6763	
	16sh	F4	3189	F10	3557	F16	4281	L4	4747	L10	7411	
	4 yds, 72 sf	F5	3233	F11	3645	F17	4457	L5	5035	L11	8131	
	(W2 Surround)	52w	COM	3047	F6	3519	F12	3979	COL	3481	L6	5641
		22d	F1	3315	F7	3575	F13	4091	L1	4417	L7	6001
		20h	F2	3347	F8	3639	F14	4215	L2	4561	L8	6433
			F3	3383	F9	3711	F15	4355	L3	4777	L9	7009
16sh		F4	3423	F10	3791	F16	4515	L4	4993	L10	7657	
4 yds, 72 sf		F5	3467	F11	3879	F17	4691	L5	5281	L11	8377	
GENBU2 (Uphol Surround)		52w	COM	3101	F6	3809	F12	4499	COL	3566	L6	6806
		22d	F1	3503	F7	3893	F13	4667	L1	4970	L7	7346
		20h	F2	3551	F8	3989	F14	4853	L2	5186	L8	7994
			F3	3605	F9	4097	F15	5063	L3	5510	L9	8858
	16sh	F4	3665	F10	4217	F16	5303	L4	5834	L10	9830	
	6 yds, 108 sf	F5	3731	F11	4349	F17	5567	L5	6266	L11	10910	

Flat-cut (plain-sliced) veneers will run vertically, while quartered or rift-cut veneers will run horizontally. Standard metal finish is MPC Polished Chrome. For Resin Brushed Steel, add R to the product number.

Shipping address for COM/COL materials and memo samples:
TUOHY Furniture Corporation, Upholstery Receiving Dept, 13715 S Western Ave, Gardena, CA 90247



Please provide tagging information as needed for your project.

IMPORTANT! Additional yardage may be required for fabrics less than 54 inches wide and/or having more than a nominal vertical repeat or pattern. Use the Additional Yardage (+YDG) requirements listed in the TUOHY Upholstery Partnership Guides for each upholstery offering to re-calculate the yardage or square footage needed for a given pattern. See also Table 2 on page D2.

Category	Pattern	Grade
Faux-Leather	Proxy	F6
Leather	Lena	L1
Leather	Sierra	L1

Genevieve Triple Bench



Product No.	Dimensions	Fabric \$					Leather \$					
GENB3 (W1 Surround)	74w	COM	3562	F6	4506	F12	5426	COL	4096	L6	8416	
	22d	F1	4098	F7	4618	F13	5650	L1	5968	L7	9136	
	20h	F2	4162	F8	4746	F14	5898	L2	6256	L8	10000	
		F3	4234	F9	4890	F15	6178	L3	6688	L9	11152	
	16sh	F4	4314	F10	5050	F16	6498	L4	7120	L10	12448	
	8 yds, 144 sf	F5	4402	F11	5226	F17	6850	L5	7696	L11	13888	
	(W2 Surround)	74w	COM	3885	F6	4829	F12	5749	COL	4435	L6	8755
		22d	F1	4421	F7	4941	F13	5973	L1	6307	L7	9475
		20h	F2	4485	F8	5069	F14	6221	L2	6595	L8	10339
			F3	4557	F9	5213	F15	6501	L3	7027	L9	11491
16sh		F4	4637	F10	5373	F16	6821	L4	7459	L10	12787	
8 yds, 144 sf		F5	4725	F11	5549	F17	7173	L5	8035	L11	14227	
GENBU3 (Uphol Surround)		74w	COM	3526	F6	4942	F12	6322	COL	4055	L6	10535
		22d	F1	4330	F7	5110	F13	6658	L1	6863	L7	11615
		20h	F2	4426	F8	5302	F14	7030	L2	7295	L8	12911
			F3	4534	F9	5518	F15	7450	L3	7943	L9	14639
	16sh	F4	4654	F10	5758	F16	7930	L4	8591	L10	16583	
	12 yds, 216 sf	F5	4786	F11	6022	F17	8458	L5	9455	L11	18743	

Flat-cut (plain-sliced) veneers will run vertically, while quartered or rift-cut veneers will run horizontally. Standard metal finish is MPC Polished Chrome. For Resin Brushed Steel, add R to the product number.

Genevieve Quad Bench



GENB4 (W1 Surround)	96w	COM	3814	F6	4994	F12	6144	COL	4386	L6	9786
	22d	F1	4484	F7	5134	F13	6424	L1	6726	L7	10686
	20h	F2	4564	F8	5294	F14	6734	L2	7086	L8	11766
		F3	4654	F9	5474	F15	7084	L3	7626	L9	13206
	16sh	F4	4754	F10	5674	F16	7484	L4	8166	L10	14826
	10 yds, 180 sf	F5	4864	F11	5894	F17	7924	L5	8886	L11	16626
(W2 Surround)	96w	COM	4181	F6	5361	F12	6511	COL	4771	L6	10171
	22d	F1	4851	F7	5501	F13	6791	L1	7111	L7	11071
	20h	F2	4931	F8	5661	F14	7101	L2	7471	L8	12151
		F3	5021	F9	5841	F15	7451	L3	8011	L9	13591
	16sh	F4	5121	F10	6041	F16	7851	L4	8551	L10	15211
	10 yds, 180 sf	F5	5231	F11	6261	F17	8291	L5	9271	L11	17011
GENBU4 (Uphol Surround)	96w	COM	3423	F6	5075	F12	6685	COL	3936	L6	11496
	22d	F1	4361	F7	5271	F13	7077	L1	7212	L7	12756
	20h	F2	4473	F8	5495	F14	7511	L2	7716	L8	14268
		F3	4599	F9	5747	F15	8001	L3	8472	L9	16284
	16sh	F4	4739	F10	6027	F16	8561	L4	9228	L10	18552
	14 yds, 252 sf	F5	4893	F11	6335	F17	9177	L5	10236	L11	21072

Flat-cut (plain-sliced) veneers will run vertically, while quartered or rift-cut veneers will run horizontally. Standard metal finish is MPC Polished Chrome. For Resin Brushed Steel, add R to the product number.

> See also: Genevieve Tables

Shipping address for COM/COL materials and memo samples:
TUOHY Furniture Corporation, Upholstery Receiving Dept, 13715 S Western Ave, Gardena, CA 90247



Please provide tagging information as needed for your project.

IMPORTANT! Additional yardage may be required for fabrics less than 54 inches wide and/or having more than a nominal vertical repeat or pattern. Use the Additional Yardage (+YDG) requirements listed in the TUOHY Upholstery Partnership Guides for each upholstery offering to re-calculate the yardage or square footage needed for a given pattern. See also Table 2 on page D2.

Category	Pattern	Grade
Faux-Leather	Proxy	F6
Leather	Lena	L1
Leather	Sierra	L1