



BENNEY COLLECTION
SPECIFICATION GUIDE & LIST PRICES

04.15.12

TUOHY


BENNEY COLLECTION

Design:
David Allan Pessa, New Studio

TYPICALS	64	HUTCH72	80
DESK-TABLES	66	HUTCH85	82
DESKS, DOUBLE PEDESTAL	68	HUTCH ACCESSORIES	84
DESKS, SINGLE PEDESTAL	69	WALL HUTCH	86
RUNOFF24	70	FABRIC PANELS, WALL HUNG	87
RUNOFF30	71	TOWERS	88
RUNOFF36	73		
BRIDGES	75		
CREDENZAS	76		
CREDENZA TOPS	77		
SUPPORT KEEL	77		
BASE L/T/I PANELS	78		
MODESTY PANELS	78		
PEDESTALS	79		

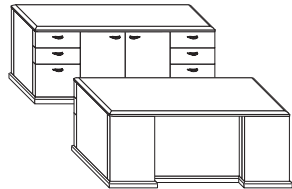
BENNEY TYPICALS

FREIGHT INCLUDED
APRIL 15, 2012



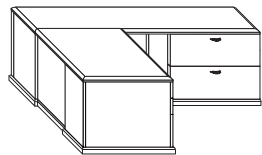
B1
DeskTable (4s): 72x36
Credenza (3s): 2BF-DbiCab-2BF

Product No.	List \$
64ABR30	4197
64CZR01	6552
Total	10749



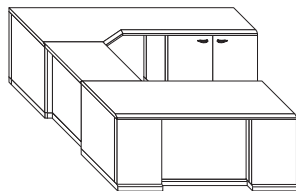
B2
Desk (4s): 2BF-2BF 72x36
Credenza (3s): 2BF-DbiCab-2BF

64BBR30	7099
64CZR01	6552
Total	13651



B3
Runoff36 (4s): 2BF LH 54
Base-L24 (2s) Finished Back: LH 18
Ped24 (4s): 2LatF 36
CredenzaTop24 (3s): 90

64JBL10	4895
64MLA48	572
64MBF31	2613
64LAW36	1463
Total	9543



B4
Desk: 2BF-LBase 72x36
Bridge24: 36
CredenzaComp24: LH 90
Ped24: DbiCabinet 36

64DAR50	5153
64GTF00	2017
64LBW31	2276
64MDF30	1789
Total	11235



B5
DeskTable (4s): 72x36
Ped24: 2LatB/LatF 36
Ped24: 2LatF 36
CredenzaTop24: 90
Hutch: Cabinet1 90

64ABR30	4197
64MAF30	2522
64MBF30	2347
64LAW30	1289
64QCW00	4154
Total	14509

Benney pull finish:
661 Satin Aluminum.



Specify: Product Number
Quantity
Tagging
Wood Finish

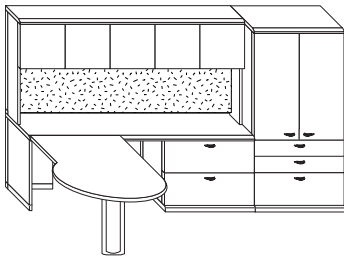
Prices listed in Wood1 Finishes.

TUOHY



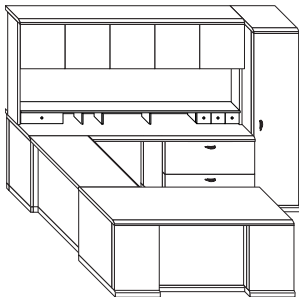
B6
 Desk (4s): 2BF-2BF 72x36
 Credenza/H: 2BF-DbICab-2BF
 Hutch72: Cabinet1/Fab 72

Product No.	List \$
64BBR30	7099
64CZR51	6271
64PCR30	4562
Total	17932



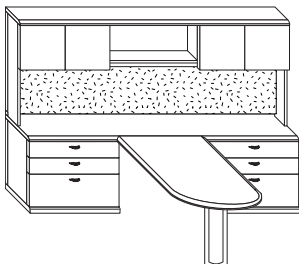
B7
 Runoff36/P: Post-Leg LH 66
 Base-L24: LH 18
 Ped24: 2LatF 36
 CredenzaTop24: 90
 Hutch72: Cabinet1/Fab 90
 Tower 72/24: Cab/LatB/LatF 36

64KHP11	4057
71MLA40	490
64MBF30	2347
64LAW30	1289
64PCW30	4929
64TFF30	6262
Total	19374



B8
 Desk: 2BF-LBase 72x36
 Bridge24: 48
 Base-L24: LH 18
 Ped24: 2LatF 36
 CredenzaTop24: 90
 Hutch72: Cabinet1 90
 Desktop Drawer
 Desktop Divider
 Desktop Divider
 Desktop Divider
 Desktop Trio
 Intermed Shelf/sq: 90
 Tower 72/24: Garment RH 18

64DAR50	5153
64GTJ00	2112
71MLA40	490
64MBF30	2347
64LAW30	1289
64PCW00	4371
70PZA41	419
70PZA40	71
70PZA40	71
70PZA40	71
70PZA43	835
70PZW30	628
64TCA50	3180
Total	21037



B9
 Runoff36/Bullet: Post-Leg 60
 Ped24: 2LatB/LatF 36
 Ped24: 2LatB/LatF 36
 CredenzaTop24: 108
 Hutch72: Cab1-Shlv1-Cab1/Fab 108

64KGN01	3152
64MAF30	2522
64MAF30	2522
64LAY30	1554
64PFY30	5109
Total	14859

PRIVATE OFFICE: BENNEY



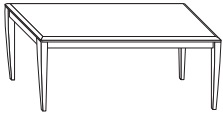
Specify: Product Number
 Quantity
 Tagging
 Wood Finish

Prices listed in Wood1 Finishes.

Benney pull finish:
 661 Satin Aluminum.



Desk-Tables



	w	d	29.9h	Product No.	List \$
Includes Lap Drawer					
DeskTable (4s): 72x30	73.3	31.3		64ABR00	4099
• DeskTable (4s): 72x36	73.3	37.3		64ABR30	4197
DeskTable (4s): 78x36	79.3	37.3		64ABT30	4366

Leg frames, aprons and top rails are solid wood.
Inquire with Customer Service for special top inlays and sketch-face veneers.

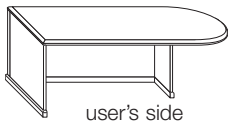
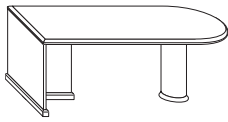
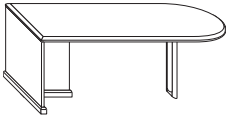
Specify: Product Number
Quantity
Tagging
Wood Finish

- Denotes item illustrated.
- ↳ Includes locks.
- ‡ Requires field sub-assembly.

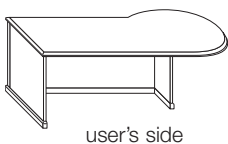
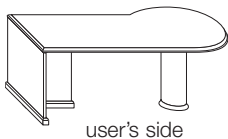
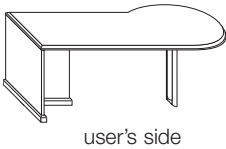
Prices listed in Wood1 Finishes.



Desks w. Bullet Top



Desks w. P Top



Product No. List \$ Product No. List \$

Post-Leg & T-Base ‡	w	d	29.9h	Flush End	§ Detail All Sides
Desk/Bullet: Post-TBase 66x30	66.6	31.3		64EEP01 4180	64EFP01 4382
• Desk/Bullet: Post-TBase 72x30	72.6	31.3		64EER01 4208	• 64EFR01 4413
Desk/Bullet: Post-TBase 72x36	72.6	37.3		64EER31 4250	64EFR31 4468
Desk/Bullet: Post-TBase 78x36	78.6	37.3		64EET31 4466	64EFT31 4692

Standard Post-Leg metal trim finish is MRA Resin Aluminum; MRB Resin Black available on request.

Cylinder & T-Base ‡	w	d	29.9h	Flush End	§ Detail All Sides
Desk/Bullet: Cylinder-TBase 66x30	66.6	31.3		64EEP03 4180	64EFP03 4382
Desk/Bullet: Cylinder-TBase 72x30	72.6	31.3		64EER03 4208	64EFR03 4413
• Desk/Bullet: Cylinder-TBase 72x36	72.6	37.3		64EER33 4250	• 64EFR33 4468
Desk/Bullet: Cylinder-TBase 78x36	78.6	37.3		64EET33 4466	64EFT33 4692

Continuous Panel-Base ‡	w	d	29.9h	Flush End	§ Detail All Sides
Desk/Bullet: Panel-Base LH 66x30	66.6	31.3		64EGP10 3935	64EHP10 4159
Desk/Bullet: Panel-Base LH 72x30	72.6	31.3		64EGR10 3983	64EHR10 4186
Desk/Bullet: Panel-Base LH 72x36	72.6	37.3		64EGR40 4029	64EHR40 4241
• Desk/Bullet: Panel-Base LH 78x36	78.6	37.3		64EGT40 4243	• 64EHT40 4459
Desk/Bullet: Panel-Base RH 66x30	66.6	31.3		64EGP20 3935	64EHP20 4159
Desk/Bullet: Panel-Base RH 72x30	72.6	31.3		64EGR20 3983	64EHR20 4186
Desk/Bullet: Panel-Base RH 72x36	72.6	37.3		64EGR50 4029	64EHR50 4241
Desk/Bullet: Panel-Base RH 78x36	78.6	37.3		64EGT50 4243	64EHT50 4459

§ Add 0.6 to width

Post & T-Base ‡	w	d	29.9h	Flush End	§ Detail All Sides
Desk/P: TBase-Post 66x30	66.6	37.3		64ENP11 4804	64EOP11 5008
Desk/P: TBase-Post 72x30	72.6	37.3		64ENR11 4831	64EOR11 5042
• Desk/P: TBase-Post 72x36	72.6	43.3		64ENR41 4878	• 64EOR41 5096
Desk/P: TBase-Post 78x36	78.6	43.3		64ENT41 5093	64EOT41 5317
Desk/P: Post-TBase 66x30	66.6	37.3		64ENP21 4804	64EOP21 5008
Desk/P: Post-TBase 72x30	72.6	37.3		64ENR21 4831	64EOR21 5042
Desk/P: Post-TBase 72x36	72.6	43.3		64ENR51 4878	64EOR51 5096
Desk/P: Post-TBase 78x36	78.6	43.3		64ENT51 5093	64EOT51 5317

Standard Post-Leg metal trim finish is MRA Resin Aluminum; MRB Resin Black available on request.

Cylinder & T-Base ‡	w	d	29.9h	Flush End	§ Detail All Sides
Desk/P: TBase-Cylinder 66x30	66.6	37.3		64ENP13 4804	64EOP13 5008
Desk/P: TBase-Cylinder 72x30	72.6	37.3		64ENR13 4831	64EOR13 5042
• Desk/P: TBase-Cylinder 72x36	72.6	43.3		64ENR43 4878	• 64EOR43 5096
Desk/P: TBase-Cylinder 78x36	78.6	43.3		64ENT43 5093	64EOT43 5317
Desk/P: Cylinder-TBase 66x30	66.6	37.3		64ENP23 4804	64EOP23 5008
Desk/P: Cylinder-TBase 72x30	72.6	37.3		64ENR23 4831	64EOR23 5042
Desk/P: Cylinder-TBase 72x36	72.6	43.3		64ENR53 4878	64EOR53 5096
Desk/P: Cylinder-TBase 78x36	78.6	43.3		64ENT53 5093	64EOT53 5317

Continuous Panel-Base ‡	w	d	29.9h	Flush End	§ Detail All Sides
Desk/P: Panel-Base LH 66x30	66.6	37.3		64EQP10 4585	64ERP10 4786
Desk/P: Panel-Base LH 72x30	72.6	37.3		64EQR10 4608	64ERR10 4815
• Desk/P: Panel-Base LH 72x36	72.6	43.3		64EQR40 4649	• 64ERR40 4868
Desk/P: Panel-Base LH 78x36	78.6	43.3		64EQT40 4860	64ERT40 5083
Desk/P: Panel-Base RH 66x30	66.6	37.3		64EQP20 4585	64ERP20 4786
Desk/P: Panel-Base RH 72x30	72.6	37.3		64EQR20 4608	64ERR20 4815
Desk/P: Panel-Base RH 72x36	72.6	43.3		64EQR50 4649	64ERR50 4868
Desk/P: Panel-Base RH 78x36	78.6	43.3		64EQT50 4860	64ERT50 5083

§ Add 0.6 to width

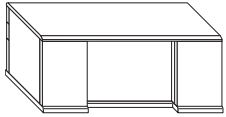
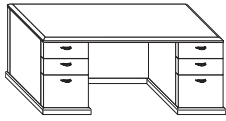
Specify: Product Number
Quantity
Tagging
Wood Finish

• Denotes item illustrated.
↪ Includes locks.
‡ Requires field sub-assembly.

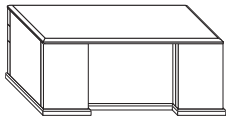
Prices listed in Wood1 Finishes.



Desks, Double Pedestal

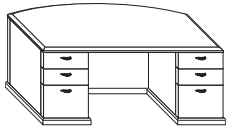


Flush Ends



Detail All Sides

Desks, Double Pedestal w. D-Top



Product No. List \$ Product No. List \$

2BF-2BF ↯	w	d	29.9h	Flush Ends	\$ Detail All Sides	
Desk: 2BF-2BF 66x30	66	31.3		64BAP00	6642	64BBP00 6922
Desk: 2BF-2BF 72x30	72	31.3		64BAR00	6671	64BBR00 6949
• Desk: 2BF-2BF 72x36	72	37.3		64BAR30	6821	64BBR30 7099
Desk: 2BF-2BF 78x36	78	37.3		64BAT30	7008	64BBT30 7287

2F-2BF ↯	w	d	29.9h	Flush Ends	\$ Detail All Sides	
Desk: 2F-2BF 66x30	66	31.3		64BAP01	6642	64BBP01 6922
Desk: 2F-2BF 72x30	72	31.3		64BAR01	6671	64BBR01 6949
Desk: 2F-2BF 72x36	72	37.3		64BAR31	6821	64BBR31 7099
Desk: 2F-2BF 78x36	78	37.3		64BAT31	7008	64BBT31 7287

2BF-2F ↯	w	d	29.9h	Flush Ends	\$ Detail All Sides	
Desk: 2BF-2F 66x30	66	31.3		64BAP02	6642	64BBP02 6922
Desk: 2BF-2F 72x30	72	31.3		64BAR02	6671	64BBR02 6949
Desk: 2BF-2F 72x36	72	37.3		64BAR32	6821	64BBR32 7099
Desk: 2BF-2F 78x36	78	37.3		64BAT32	7008	64BBT32 7287

2F-2F ↯	w	d	29.9h	Flush Ends	\$ Detail All Sides	
Desk: 2F-2F 66x30	66	31.3		64BAP03	6642	64BBP03 6922
Desk: 2F-2F 72x30	72	31.3		64BAR03	6671	64BBR03 6949
Desk: 2F-2F 72x36	72	37.3		64BAR33	6821	64BBR33 7099
Desk: 2F-2F 78x36	78	37.3		64BAT33	7008	64BBT33 7287

§ Add 1.3 to width

2BF-2BF ↯	w	d	29.9h	Flush Ends	\$ Detail All Sides	
Desk/D: 2BF-2BF 66x30	66	37.6		64BCP00	7018	64BDP00 7507
Desk/D: 2BF-2BF 72x30	72	38.8		64BCR00	7102	64BDR00 7591
• Desk/D: 2BF-2BF 72x36	72	44.8		64BCR30	7188	64BDR30 7675
Desk/D: 2BF-2BF 78x36	78	46.2		64BCT30	7355	64BDT30 7844

2F-2BF ↯	w	d	29.9h	Flush Ends	\$ Detail All Sides	
Desk/D: 2F-2BF 66x30	66	37.6		64BCP01	7018	64BDP01 7507
Desk/D: 2F-2BF 72x30	72	38.8		64BCR01	7102	64BDR01 7591
Desk/D: 2F-2BF 72x36	72	44.8		64BCR31	7188	64BDR31 7675
Desk/D: 2F-2BF 78x36	78	46.2		64BCT31	7355	64BDT31 7844

2BF-2F ↯	w	d	29.9h	Flush Ends	\$ Detail All Sides	
Desk/D: 2BF-2F 66x30	66	37.6		64BCP02	7018	64BDP02 7507
Desk/D: 2BF-2F 72x30	72	38.8		64BCR02	7102	64BDR02 7591
Desk/D: 2BF-2F 72x36	72	44.8		64BCR32	7188	64BDR32 7675
Desk/D: 2BF-2F 78x36	78	46.2		64BCT32	7355	64BDT32 7844

2F-2F ↯	w	d	29.9h	Flush Ends	\$ Detail All Sides	
Desk/D: 2F-2F 66x30	66	37.6		64BCP03	7018	64BDP03 7507
Desk/D: 2F-2F 72x30	72	38.8		64BCR03	7102	64BDR03 7591
Desk/D: 2F-2F 72x36	72	44.8		64BCR33	7188	64BDR33 7675
Desk/D: 2F-2F 78x36	78	46.2		64BCT33	7355	64BDT33 7844

§ Add 1.3 to width

Benney pull finish:
661 Satin Aluminum.



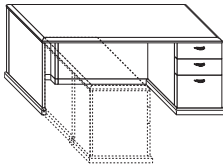
Specify: Product Number
Quantity
Tagging
Wood Finish

- Denotes item illustrated.
- ↯ Includes locks.
- ‡ Requires field sub-assembly.

Prices listed in Wood1 Finishes.

TUOHY

Desks, Single Pedestal

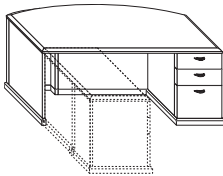


	w	d	29.9h	Flush Ends	§ Detail	All Sides
2BF ↯						
Desk: LBase-2BF 66x30	66	31.3		64DAP10	4895	64DBP10 5721
Desk: LBase-2BF 72x30	72	31.3		64DAR10	5049	64DBR10 5822
• Desk: LBase-2BF 72x36	72	37.3		64DAR40	5153	• 64DBR40 5938
Desk: LBase-2BF 78x36	78	37.3		64DAT40	5437	64DBT40 6167
Desk: 2BF-LBase 66x30	66	31.3		64DAP20	4895	64DBP20 5721
Desk: 2BF-LBase 72x30	72	31.3		64DAR20	5049	64DBR20 5822
Desk: 2BF-LBase 72x36	72	37.3		64DAR50	5153	64DBR50 5938
Desk: 2BF-LBase 78x36	78	37.3		64DAT50	5437	64DBT50 6167

	w	d	29.9h	Flush Ends	§ Detail	All Sides
2F ↯						
Desk: LBase-2F 66x30	66	31.3		64DAP11	4895	64DBP11 5721
Desk: LBase-2F 72x30	72	31.3		64DAR11	5049	64DBR11 5822
Desk: LBase-2F 72x36	72	37.3		64DAR41	5153	64DBR41 5938
Desk: LBase-2F 78x36	78	37.3		64DAT41	5437	64DBT41 6167
Desk: 2F-LBase 66x30	66	31.3		64DAP21	4895	64DBP21 5721
Desk: 2F-LBase 72x30	72	31.3		64DAR21	5049	64DBR21 5822
Desk: 2F-LBase 72x36	72	37.3		64DAR51	5153	64DBR51 5938
Desk: 2F-LBase 78x36	78	37.3		64DAT51	5437	64DBT51 6167

§ Add 1.3 to width

Desks, Single Pedestal w. D-Top




	w	d	29.9h	Flush Ends	§ Detail	All Sides
2BF ↯						
Desk/D: LBase-2BF 66x30	66	37.6		64DCP10	5189	64DDP10 5934
Desk/D: LBase-2BF 72x30	72	38.8		64DCR10	5354	64DDR10 6129
• Desk/D: LBase-2BF 72x36	72	44.8		64DCR40	5461	• 64DDR40 6256
Desk/D: LBase-2BF 78x36	78	46.2		64DCT40	5721	64DDT40 6473
Desk/D: 2BF-LBase 66x30	66	37.6		64DCP20	5189	64DDP20 5934
Desk/D: 2BF-LBase 72x30	72	38.8		64DCR20	5354	64DDR20 6129
Desk/D: 2BF-LBase 72x36	72	44.8		64DCR50	5461	64DDR50 6256
Desk/D: 2BF-LBase 78x36	78	46.2		64DCT50	5721	64DDT50 6473

	w	d	29.9h	Flush Ends	§ Detail	All Sides
2F ↯						
Desk/D: LBase-2F 66x30	66	37.6		64DCP11	5189	64DDP11 5934
Desk/D: LBase-2F 72x30	72	38.8		64DCR11	5354	64DDR11 6129
Desk/D: LBase-2F 72x36	72	44.8		64DCR41	5461	64DDR41 6256
Desk/D: LBase-2F 78x36	78	46.2		64DCT41	5721	64DDT41 6473
Desk/D: 2F-LBase 66x30	66	37.6		64DCP21	5189	64DDP21 5934
Desk/D: 2F-LBase 72x30	72	38.8		64DCR21	5354	64DDR21 6129
Desk/D: 2F-LBase 72x36	72	44.8		64DCR51	5461	64DDR51 6256
Desk/D: 2F-LBase 78x36	78	46.2		64DCT51	5721	64DDT51 6473

§ Add 1.3 to width

PRIVATE OFFICE: BENNEY



Specify: Product Number
 Quantity
 Tagging
 Wood Finish

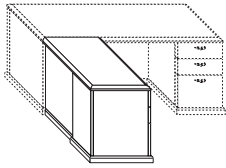
- Denotes item illustrated.
- ↯ Includes locks.
- ‡ Requires field sub-assembly.

Benney pull finish:
 661 Satin Aluminum.



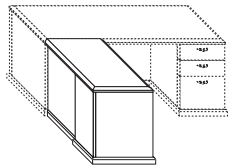
Prices listed in Wood1 Finishes.

Runoff24: Rectangular

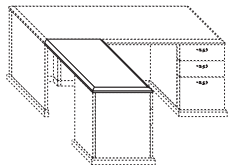


	w	24.6d	29.9h	Flush End/Back	§	Detail All Sides
2BF ↯						
Runoff24: 2BF LH 42	41.4			64FRH10	3489	64FSH10 3964
Runoff24: 2BF LH 48	47.4			64FRJ10	3560	64FSJ10 4161
• Runoff24: 2BF LH 54	53.4			64FRL10	3697	• 64FSL10 4352
Runoff24: 2BF RH 42	41.4			64FRH20	3489	64FSH20 3964
Runoff24: 2BF RH 48	47.4			64FRJ20	3560	64FSJ20 4161
Runoff24: 2BF RH 54	53.4			64FRL20	3697	64FSL20 4352

	w	24.6d	29.9h	Flush End/Back	§	Detail All Sides
2F ↯						
Runoff24: 2F LH 42	41.4			64FRH11	3489	64FSH11 3964
Runoff24: 2F LH 48	47.4			64FRJ11	3560	64FSJ11 4161
Runoff24: 2F LH 54	53.4			64FRL11	3697	64FSL11 4352
Runoff24: 2F RH 42	41.4			64FRH21	3489	64FSH21 3964
Runoff24: 2F RH 48	47.4			64FRJ21	3560	64FSJ21 4161
Runoff24: 2F RH 54	53.4			64FRL21	3697	64FSL21 4352



	w	24.6d	29.9h	Flush End/Back	§	Detail All Sides
L-Base						
Runoff24: LBase LH 42	41.4			64GRH10	2067	64GSH10 2205
Runoff24: LBase LH 48	47.4			64GRJ10	2117	64GSJ10 2256
• Runoff24: LBase LH 54	53.4			64GRL10	2190	• 64GSL10 2328
Runoff24: LBase LH 84	83.4			64GRV10	2631	64GSV10 2773
Runoff24: LBase RH 42	41.4			64GRH20	2067	64GSH20 2205
Runoff24: LBase RH 48	47.4			64GRJ20	2117	64GSJ20 2256
Runoff24: LBase RH 54	53.4			64GRL20	2190	64GSL20 2328
Runoff24: LBase RH 84	83.4			64GRV20	2631	64GSV20 2773



	w	24.6d	1.5th	Flush End/Back	§	Detail All Sides
Top-Only (29.9h)						
Runoff24 Top-Only: LH 42	41.4			64GTH10	1244	64GUH00 1422
Runoff24 Top-Only: LH 48	47.4			64GTJ10	1314	64GUJ00 1617
• Runoff24 Top-Only: LH 54	53.4			64GTL10	1453	• 64GUL00 1808
Runoff24 Top-Only: LH 60	59.6			64GTN10	1474	64GUN00 1835
Runoff24 Top-Only: LH 72	71.4			64GTR10	1520	64GUR00 1888
Runoff24 Top-Only: LH 84	83.4			64GTV10	1923	64GUV00 2369
Runoff24 Top-Only: RH 42	41.4			64GTH20	1244	Non-handed
Runoff24 Top-Only: RH 48	47.4			64GTJ20	1314	Non-handed
Runoff24 Top-Only: RH 54	53.4			64GTL20	1453	Non-handed
Runoff24 Top-Only: RH 60	59.6			64GTN20	1474	Non-handed
Runoff24 Top-Only: RH 72	71.4			64GTR20	1520	Non-handed
Runoff24 Top-Only: RH 84	83.4			64GTV20	1923	Non-handed

§ Add 0.6 to w, d

Benney pull finish:
661 Satin Aluminum.



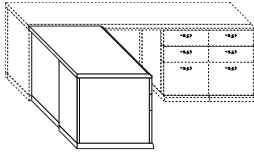
Specify: Product Number
Quantity
Tagging
Wood Finish

- Denotes item illustrated.
- ↯ Includes locks.
- ‡ Requires field sub-assembly.

Prices listed in Wood1 Finishes.

TUOHY

Runoff30: Rectangular



	w	30.6d	29.9h	Flush End/Back	§	Detail All Sides
2BF ↯						
Runoff30: 2BF LH 48	47.4			64HAJ10	4064	64HBJ10 4484
• Runoff30: 2BF LH 54	53.4			64HAL10	4164	• 64HBL10 4585
Runoff30: 2BF LH 60	59.4			64HAN10	4255	64HBN10 4672
Runoff30: 2BF LH 66	65.4			64HAP10	4358	64HBP10 4773
Runoff30: 2BF LH 72	71.4			64HAR10	4443	64HBR10 4861
Runoff30: 2BF RH 48	47.4			64HAJ20	4064	64HBJ20 4484
Runoff30: 2BF RH 54	53.4			64HAL20	4164	64HBL20 4585
Runoff30: 2BF RH 60	59.4			64HAN20	4255	64HBN20 4672
Runoff30: 2BF RH 66	65.4			64HAP20	4358	64HBP20 4773
Runoff30: 2BF RH 72	71.4			64HAR20	4443	64HBR20 4861
2F ↯	w	30.6d	29.9h	Flush End/Back	§	Detail All Sides
Runoff30: 2F LH 48	47.4			64HAJ12	4064	64HBJ12 4484
Runoff30: 2F LH 54	53.4			64HAL12	4164	64HBL12 4585
Runoff30: 2F LH 60	59.4			64HAN12	4255	64HBN12 4672
Runoff30: 2F LH 66	65.4			64HAP12	4358	64HBP12 4773
Runoff30: 2F LH 72	71.4			64HAR12	4443	64HBR12 4861
Runoff30: 2F RH 48	47.4			64HAJ22	4064	64HBJ22 4484
Runoff30: 2F RH 54	53.4			64HAL22	4164	64HBL22 4585
Runoff30: 2F RH 60	59.4			64HAN22	4255	64HBN22 4672
Runoff30: 2F RH 66	65.4			64HAP22	4358	64HBP22 4773
Runoff30: 2F RH 72	71.4			64HAR22	4443	64HBR22 4861

§ Add 0.6 to w, d

PRIVATE OFFICE: BENNEY



Specify: Product Number
 Quantity
 Tagging
 Wood Finish

- Denotes item illustrated.
- ↯ Includes locks.
- ‡ Requires field sub-assembly.

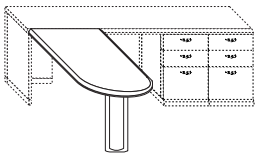
Prices listed in Wood1 Finishes.

Benney pull finish:
 661 Satin Aluminum.



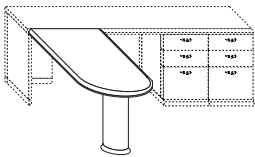
Product No. List \$

Runoff30: Bullet-Shape

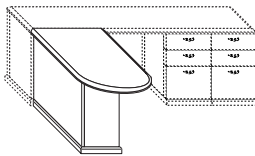


Post-Leg ‡	w	31.3d	29.9h		
Runoff30/Bullet: Post-Leg 48	48			64KEJ01	3065
Runoff30/Bullet: Post-Leg 54	54			64KEL01	3181
• Runoff30/Bullet: Post-Leg 60	60			64KEN01	3289
Runoff30/Bullet: Post-Leg 66	66			64KEP01	3386
Runoff30/Bullet: Post-Leg 72	72			64KER01	3452

Standard Post-Leg metal trim finish is MRA Resin Aluminum; MRB Resin Black available on request.



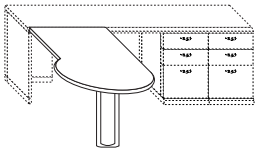
Cylinder Base ‡	w	31.3d	29.9h		
Runoff30/Bullet: Cylinder 48	48			64KEJ03	3065
Runoff30/Bullet: Cylinder 54	54			64KEL03	3181
• Runoff30/Bullet: Cylinder 60	60			64KEN03	3289
Runoff30/Bullet: Cylinder 66	66			64KEP03	3386
Runoff30/Bullet: Cylinder 72	72			64KER03	3452



Panel-Base	w	31.3d	29.9h		
Runoff30/Bullet: Panel-Base LH 48	48			64KEJ10	2905
Runoff30/Bullet: Panel-Base LH 54	54			64KEL10	3019
• Runoff30/Bullet: Panel-Base LH 60	60			64KEN10	3127
Runoff30/Bullet: Panel-Base LH 66	66			64KEP10	3226
Runoff30/Bullet: Panel-Base LH 72	72			64KER10	3289
Runoff30/Bullet: Panel-Base RH 48	48			64KEJ20	2905
Runoff30/Bullet: Panel-Base RH 54	54			64KEL20	3019
Runoff30/Bullet: Panel-Base RH 60	60			64KEN20	3127
Runoff30/Bullet: Panel-Base RH 66	66			64KEP20	3226
Runoff30/Bullet: Panel-Base RH 72	72			64KER20	3289

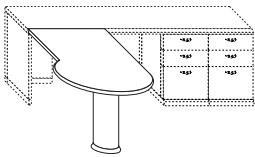
Panel-Base units must butt to a panel with toeboard detailing.

Runoff30: P-Shape

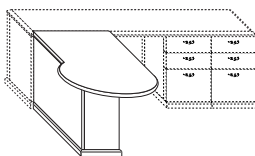


Post-Leg ‡	w	37.3d	29.9h		
• Runoff30/P: Post-Leg LH 66	66			64KFP11	4024
Runoff30/P: Post-Leg LH 72	72			64KFR11	4090
Runoff30/P: Post-Leg RH 66	66			64KFP21	4024
Runoff30/P: Post-Leg RH 72	72			64KFR21	4090

Standard Post-Leg metal trim finish is MRA Resin Aluminum; MRB Resin Black available on request.



Cylinder Base ‡	w	37.3d	29.9h		
• Runoff30/P: Cylinder LH 66	66			64KFP13	4024
Runoff30/P: Cylinder LH 72	72			64KFR13	4090
Runoff30/P: Cylinder RH 66	66			64KFP23	4024
Runoff30/P: Cylinder RH 72	72			64KFR23	4090



Panel-Base	w	37.3d	29.9h		
• Runoff30/P: Panel-Base LH 66	66			64KFP10	3865
Runoff30/P: Panel-Base LH 72	72			64KFR10	3928
Runoff30/P: Panel-Base RH 66	66			64KFP20	3865
Runoff30/P: Panel-Base RH 72	72			64KFR20	3928

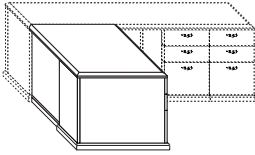
Specify: Product Number
Quantity
Tagging
Wood Finish

• Denotes item illustrated.
⊃ Includes locks.
‡ Requires field sub-assembly.

Prices listed in Wood1 Finishes.

TUOHY

Runoff36: Rectangular



			Product No.	List \$	Product No.	List \$
2BF ↯	w	36.6d 29.9h	Flush End/Back	§	Detail All Sides	
Runoff36: 2BF LH 48	47.4		64JAJ10	4341	64JBJ10	4763
Runoff36: 2BF LH 54	53.4		64JAL10	4475	64JBL10	4895
• Runoff36: 2BF LH 60	59.4		64JAN10	4601	• 64JBN10	5020
Runoff36: 2BF LH 66	65.4		64JAP10	4739	64JBP10	5156
Runoff36: 2BF LH 72	71.4		64JAR10	4861	64JBR10	5278
Runoff36: 2BF RH 48	47.4		64JAJ20	4341	64JBJ20	4763
Runoff36: 2BF RH 54	53.4		64JAL20	4475	64JBL20	4895
Runoff36: 2BF RH 60	59.4		64JAN20	4601	64JBN20	5020
Runoff36: 2BF RH 66	65.4		64JAP20	4739	64JBP20	5156
Runoff36: 2BF RH 72	71.4		64JAR20	4861	64JBR20	5278
2F ↯			Flush End/Back	§	Detail All Sides	
Runoff36: 2F LH 48	47.4		64JAJ12	4341	64JBJ12	4763
Runoff36: 2F LH 54	53.4		64JAL12	4475	64JBL12	4895
Runoff36: 2F LH 60	59.4		64JAN12	4601	64JBN12	5020
Runoff36: 2F LH 66	65.4		64JAP12	4739	64JBP12	5156
Runoff36: 2F LH 72	71.4		64JAR12	4861	64JBR12	5278
Runoff36: 2F RH 48	47.4		64JAJ22	4341	64JBJ22	4763
Runoff36: 2F RH 54	53.4		64JAL22	4475	64JBL22	4895
Runoff36: 2F RH 60	59.4		64JAN22	4601	64JBN22	5020
Runoff36: 2F RH 66	65.4		64JAP22	4739	64JBP22	5156
Runoff36: 2F RH 72	71.4		64JAR22	4861	64JBR22	5278

§ Add 0.6 to w, d

PRIVATE OFFICE: BENNEY



Specify: Product Number
 Quantity
 Tagging
 Wood Finish

- Denotes item illustrated.
- ↯ Includes locks.
- ‡ Requires field sub-assembly.

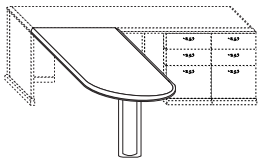
Prices listed in Wood1 Finishes.

Benney pull finish:
 661 Satin Aluminum.



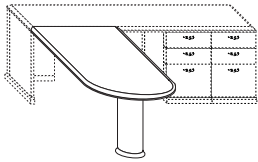
Product No. List \$

Runoff36: Bullet-Shape

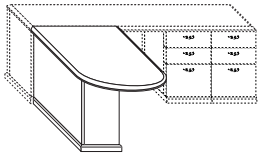


Post-Leg ‡	w	37.3d	29.9h		
Runoff36/Bullet: Post-Leg 48	48			64KGJ01	3054
Runoff36/Bullet: Post-Leg 54	54			64KGL01	3182
• Runoff36/Bullet: Post-Leg 60	60			64KGN01	3309
Runoff36/Bullet: Post-Leg 66	66			64KGP01	3424
Runoff36/Bullet: Post-Leg 72	72			64KGR01	3494

Standard Post-Leg metal trim finish is MRA Resin Aluminum; MRB Resin Black available on request.



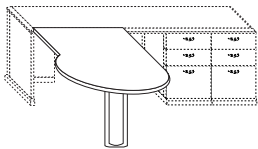
Cylinder ‡	w	37.3d	29.9h		
Runoff36/Bullet: Cylinder 48	48			64KGJ03	3054
Runoff36/Bullet: Cylinder 54	54			64KGL03	3182
• Runoff36/Bullet: Cylinder 60	60			64KGN03	3309
Runoff36/Bullet: Cylinder 66	66			64KGP03	3424
Runoff36/Bullet: Cylinder 72	72			64KGR03	3494



Panel-Base	w	37.3d	29.9h		
Runoff36/Bullet: Panel-Base LH 48	48			64KGJ10	2894
Runoff36/Bullet: Panel-Base LH 54	54			64KGL10	3021
• Runoff36/Bullet: Panel-Base LH 60	60			64KGN10	3150
Runoff36/Bullet: Panel-Base LH 66	66			64KGP10	3261
Runoff36/Bullet: Panel-Base LH 72	72			64KGR10	3333
Runoff36/Bullet: Panel-Base RH 48	48			64KGJ20	2894
Runoff36/Bullet: Panel-Base RH 54	54			64KGL20	3021
Runoff36/Bullet: Panel-Base RH 60	60			64KGN20	3150
Runoff36/Bullet: Panel-Base RH 66	66			64KGP20	3261
Runoff36/Bullet: Panel-Base RH 72	72			64KGR20	3333

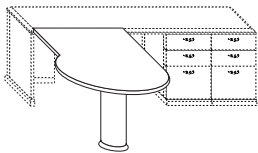
Panel-Base units must butt to a panel with toeboard detailing.

Runoff36: P-Shape

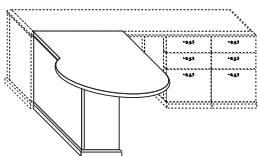


Post-Leg ‡	w	43.3d	29.9h		
• Runoff36/P: Post-Leg LH 66	66			64KHP11	4057
Runoff36/P: Post-Leg LH 72	72			64KHR11	4133
Runoff36/P: Post-Leg RH 66	66			64KHP21	4057
Runoff36/P: Post-Leg RH 72	72			64KHR21	4133

Standard Post-Leg metal trim finish is MRA Resin Aluminum; MRB Resin Black available on request.



Cylinder ‡	w	43.3d	29.9h		
• Runoff36/P: Cylinder LH 66	66			64KHP13	4057
Runoff36/P: Cylinder LH 72	72			64KHR13	4133
Runoff36/P: Cylinder RH 66	66			64KHP23	4057
Runoff36/P: Cylinder RH 72	72			64KHR23	4133



Panel-Base	w	43.3d	29.9h		
• Runoff36/P: Panel-Base LH 66	66			64KHP10	3894
Runoff36/P: Panel-Base LH 72	72			64KHR10	3970
Runoff36/P: Panel-Base RH 66	66			64KHP20	3894
Runoff36/P: Panel-Base RH 72	72			64KHR20	3970

Panel-Base units must butt to a panel with toeboard detailing.

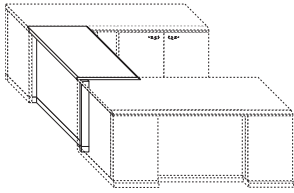
Specify: Product Number
Quantity
Tagging
Wood Finish

• Denotes item illustrated.
↳ Includes locks.
‡ Requires field sub-assembly.

Prices listed in Wood1 Finishes.

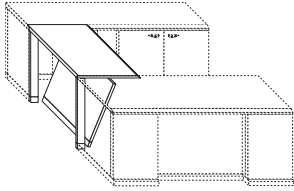
TUOHY

Bridges, Fixed Modesty Panel



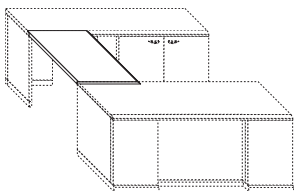
24 Depth ‡	w	24.6d	29.9h	Flush Back	Product No.	List \$	Product No.	List \$
Bridge24: 36	34.8				64GTF00	2017	64GVF00	2156
Bridge24: 42	40.8				64GTG00	2069	64GVG00	2206
• Bridge24: 48	46.8				64GTJ00	2112	64GVJ00	2250
Bridge24: 54	52.8				64GTL00	2276	64GVL00	2417

Bridges, Removable Access Panel



24 Depth (Unfinished Back) ‡	w	24.6d	29.9h	Flush Back	Product No.	List \$	Product No.	List \$
Bridge24/Access: 36	36.8				64GTF90	2038	64GVF90	2176
Bridge24/Access: 42	42.8				64GTG90	2073	64GVG90	2213
• Bridge24/Access: 48	48.8				64GTJ90	2117	64GVJ90	2256
Bridge24/Access: 54	54.8				64GTL90	2276	64GVL90	2417

Bridges, Top Only



24 Depth ‡	w	24.6d	29.9h	Flush Back	Product No.	List \$	Product No.	List \$
Bridge24Top: 36	36.8				64GWF00	1295	64GXF00	1436
Bridge24Top: 42	42.8				64GWG00	1309	64GXG00	1446
• Bridge24Top: 48	48.8				64GWJ00	1320	64GXJ00	1463
Bridge24Top: 54	54.8				64GWL00	1463	64GXL00	1601

§ Add 0.6 to depth

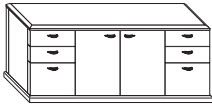


Specify: Product Number
 Quantity
 Tagging
 Wood Finish

- Denotes item illustrated.
- ↪ Includes locks.
- ‡ Requires field sub-assembly.

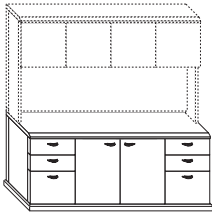
Prices listed in Wood1 Finishes.

Credenzas—Freestanding



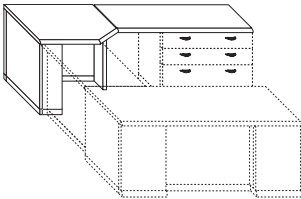
Continuous Top and Toeboards ↯	73.3w 25.3d 29.9h	Detail 3 Sides	
• Credenza (3s): 2BF-DbiCab-2BF		64CZR01	6552
Credenza (3s): 2BF-DbiCab-2F		64CZR02	6552
Credenza (3s): 2F-DbiCab-2BF		64CZR03	6552
Credenza (3s): 2F-DbiCab-2F		64CZR04	6552
Credenza (3s): 2BF-Knee-2BF		64CZR31	6258
Credenza (3s): 2BF-Knee-2F		64CZR32	6258
Credenza (3s): 2F-Knee-2BF		64CZR33	6258
Credenza (3s): 2F-Knee-2F		64CZR34	6258
Credenza (3s): 2LatF-2LatF		64CZR35	6226

Credenzas—Freestanding, For Hutches



Toeboards All Sides ↯	73.3w 25.3d 29.9h	Flush Ends/Back	
• Credenza/H: 2BF-DbiCab-2BF		64CZR51	6271
Credenza/H: 2BF-DbiCab-2F		64CZR52	6271
Credenza/H: 2F-DbiCab-2BF		64CZR53	6271
Credenza/H: 2F-DbiCab-2F		64CZR54	6271
Credenza/H: 2BF-Knee-2BF		64CZR81	5979
Credenza/H: 2BF-Knee-2F		64CZR82	5979
Credenza/H: 2F-Knee-2BF		64CZR83	5979
Credenza/H: 2F-Knee-2F		64CZR84	5979
Credenza/H: 2LatF-2LatF		64CZR85	5807

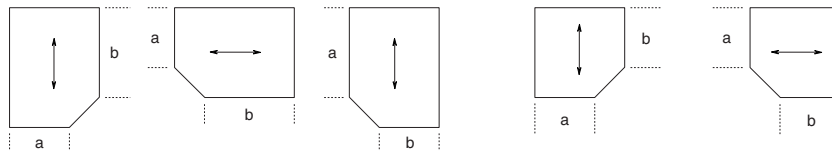
Corner Credenzas



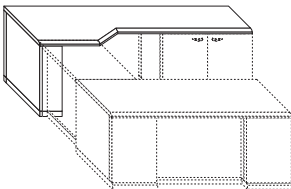
Attach Runoffs/Bridges (a: b)	w	d	29.9h	Flush Ends/Back	
• CornerCredenza 24:24	36.9	36.9		64LLCC0	1534
CornerCredenza 24:30	36.9	42.9		64LLCD0	1732
CornerCredenza 24:36	36.9	48.9		64LLCF0	1901
CornerCredenza 30:24	42.9	36.9		64LLDC0	1732
CornerCredenza 30:30	42.9	42.9		64LLDD0	1918
CornerCredenza 30:36	42.9	48.9		64LLDF0	2072
CornerCredenza 36:24	48.9	36.9		64LLFC0	1901
CornerCredenza 36:30	48.9	42.9		64LLFD0	2072
CornerCredenza 36:36	48.9	48.9		64LLFF0	2270

Grain direction is long when a and b are not equal.

Grain direction is as shown when a and b are equal.



Computer Credenza Top+Base-L



Base-L is 24x36, Unfinished Back ‡	w	36.6d 29.9h	Flush Ends/Back		§ Detail 3 Sides
• CredenzaComp24: LH 72	72		64LBR31	2164	64LBR37 2339
CredenzaComp24: LH 90	90		64LBW31	2276	64LBW37 2450
CredenzaComp24: LH 108	108		64LBY31	2504	64LBY37 2678
CredenzaComp24: RH 72	72		64LBR32	2164	64LBR38 2339
CredenzaComp24: RH 90	90		64LBW32	2276	64LBW38 2450
CredenzaComp24: RH 108	108		64LBY32	2504	64LBY38 2678

§ Add 1.3 to width

! Notes (all units this page)
Backs are unfinished (grade 3 veneers).

Benney pull finish:
661 Satin Aluminum.



Specify: Product Number
Quantity
Tagging
Wood Finish

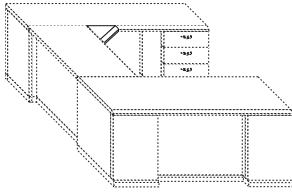
• Denotes item illustrated.
↯ Includes locks.
‡ Requires field sub-assembly.

Prices listed in Wood1 Finishes.

TUOHY

Product No. List \$ Product No. List \$

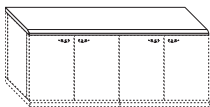
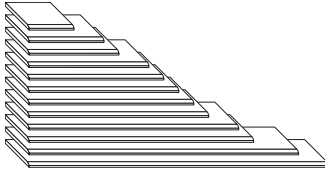
Computer Corner Adaptor Top



(Coped on two sides to mate with edge shapes of tops) ‡

Computer Corner Adaptor Top	12	12	1.5	64LCA01	272
-----------------------------	----	----	-----	---------	-----

Credenza Tops



Rectangular 15 Depth	w	15.1d	1.5th	Flush Ends/Back	§ Detail 3 Sides
CredenzaTop15: 18	18			64LAA00	918 64LAA06 1093
CredenzaTop15: 30	30			64LAD00	939 64LAD06 1112
CredenzaTop15: 36	36			64LAF00	958 64LAF06 1131
CredenzaTop15: 48	48			64LAJ00	966 64LAJ06 1141
CredenzaTop15: 54	54			64LAL00	979 64LAL06 1154
CredenzaTop15: 60	60			64LAN00	1012 64LAN06 1187
CredenzaTop15: 66	66			64LAP00	1065 64LAP06 1240
CredenzaTop15: 72	72			64LAR00	1092 64LAR06 1266
CredenzaTop15: 78	78			64LAT00	1114 64LAT06 1288
CredenzaTop15: 84	84			64LAV00	1135 64LAV06 1309
CredenzaTop15: 90	90			64LAW00	1206 64LAW06 1463
CredenzaTop15: 108	108			64LAY00	1434 64LAY06 1607
CredenzaTop15: 120	120			64LAZ00	1572 64LAZ06 1746


Rectangular 24 Depth	w	24.1d	Flush Ends/Back	§ Detail 3 Sides
CredenzaTop24: 18	18		64LAA30	988 64LAA36 1163
CredenzaTop24: 30	30		64LAD30	1009 64LAD36 1181
CredenzaTop24: 36	36		64LAF30	1028 64LAF36 1204
CredenzaTop24: 48	48		64LAJ30	1037 64LAJ36 1211
CredenzaTop24: 54	54		64LAL30	1050 64LAL36 1221
CredenzaTop24: 60	60		64LAN30	1083 64LAN36 1258
CredenzaTop24: 66	66		64LAP30	1152 64LAP36 1320
• CredenzaTop24: 72	72		64LAR30	1176 64LAR36 1348
CredenzaTop24: 78	78		64LAT30	1216 64LAT36 1371
CredenzaTop24: 84	84		64LAV30	1240 64LAV36 1392
CredenzaTop24: 90	90		64LAW30	1289 64LAW36 1463
CredenzaTop24: 108	108		64LAY30	1554 64LAY36 1688
CredenzaTop24: 120	120		64LAZ30	1657 64LAZ36 1831

§ Add 0.2 to width

Credenza Tops can be used as Tower Tops when the top surface is visible.

! CAUTION: When using Hitches on Credenza Tops with Detail 3 Sides, you must use the next smaller width Hutch or modify the Credenza Top width. Contact Customer Service for assistance.

Support Keel




For unsupported spans of 54 or more.	w	2d	1h	
Support Keel: 52	52			70DL00 278
Support Keel: 58	58			70LDN00 293
Support Keel: 64	64			70LDP00 350
• Support Keel: 70	70			70LDR00 419
Support Keel: 82	82			70LDV00 432
Support Keel: 88	88			70LDW00 459
Support Keel: 106	106			70LDY00 487
Support Keel: 118	118			70LDZ00 556

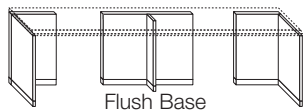
Specify: Product Number
Quantity
Tagging
Wood Finish

• Denotes item illustrated.
↪ Includes locks.
‡ Requires field sub-assembly.

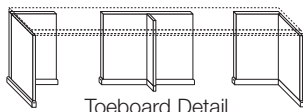
Prices listed in Wood1 Finishes.



Base L/T/I Panels



Flush Base



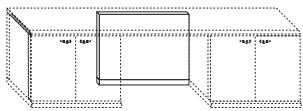
Toeboard Detail

Unfinished Back ‡	w	d	28.4h	Flush Base	List \$	Product No.	List \$	Product No.	List \$
Base-L15: LH 18	18	15		71MLA10	459	64MLA18	545		
Base-L15: RH 18	18	15		71MLA20	459	64MLA48	572		
• Base-L24: LH 18	18	24		71MLA40	487	64MLA48	572		
Base-L24: LH 24	24	24		71MLC40	531	64MLC48	614		
• Base-L24: RH 18	18	24		71MLA50	487	64MLA58	572		
Base-L24: RH 24	24	24		71MLC50	531	64MLC58	614		
Base-T9: 18	18	9		71MMA00	516	64MMA08	600		
• Base-T9: 36	36	9		71MMF30	709	64MMF38	791		

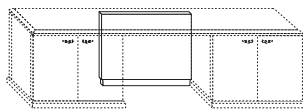
Finished Back ‡	w	d	28.4h	Flush Base	List \$	Product No.	List \$	Product No.	List \$
Base-L15 Finished Back: LH 18	18	15		71MLA11	552	64MLA19	640		
Base-L15 Finished Back: RH 18	18	15		71MLA21	552	64MLA49	666		
Base-L24 Finished Back: LH 18	18	24		71MLA41	589	64MLA49	666		
Base-L24 Finished Back: LH 24	24	24		71MLC41	641	64MLC49	713		
Base-L24 Finished Back: RH 18	18	24		71MLA51	589	64MLA59	666		
Base-L24 Finished Back: RH 24	24	24		71MLC51	641	64MLC59	713		
Base-T9 Finished Back: 18	18	9		71MMA01	613	64MMA09	697		
Base-T9 Finished Back: 36	36	9		71MMF31	805	64MMF39	888		

§ Add 1.2 to w, d

Modesty Panels, Fixed



Flush Base



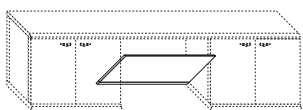
Toeboard Coped

Unfinished Back ‡	w	1d	28.4h	Flush Base	List \$	Product No.	List \$	Product No.	List \$
Modesty-Panel: 18	18			64MPA00	397	64MQA00	480		
Modesty-Panel: 24	24			64MPC00	409	64MQC00	494		
Modesty-Panel: 30	30			64MPD00	468	64MQD00	552		
• Modesty-Panel: 36	36			64MPF00	512	64MQF00	597		
Modesty-Panel: 42	42			64MPH00	535	64MQH00	620		
Modesty-Panel: 48	48			64MPJ00	563	64MQJ00	649		
Modesty-Panel: 54	54			64MPL00	585	64MQL00	666		
Modesty-Panel: 72	72			64MPR00	659	64MQR00	742		

Finished Back ‡	w	1d	28.4h	Flush Base	List \$	Product No.	List \$	Product No.	List \$
Modesty-Panel Finished Back: 18	18			64MPA01	495	64MQA01	578		
Modesty-Panel Finished Back: 24	24			64MPC01	512	64MQC01	597		
Modesty-Panel Finished Back: 30	30			64MPD01	585	64MQD01	666		
• Modesty-Panel Finished Back: 36	36			64MPF01	640	64MQF01	724		
Modesty-Panel Finished Back: 42	42			64MPH01	666	64MQH01	752		
Modesty-Panel Finished Back: 48	48			64MPJ01	706	64MQJ01	787		
Modesty-Panel Finished Back: 54	54			64MPL01	730	64MQL01	815		
Modesty-Panel Finished Back: 72	72			64MPR01	824	64MQR01	908		

§ Add 0.6 to depth

Modesty Panels, Access/Removable



Unfinished Back (1.5 opening at top) ‡	w	3d	26.9h	Flush Base	List \$	Product No.	List \$	Product No.	List \$
Modesty-Access: 18	18			64MPA90	555				
Modesty-Access: 24	24			64MPC90	572				
Modesty-Access: 30	30			64MPD90	613				
• Modesty-Access: 36	36			64MPF90	659				
Modesty-Access: 42	42			64MPH90	682				
Modesty-Access: 48	48			64MPJ90	711				
Modesty-Access: 54	54			64MPL90	730				
Modesty-Access: 72	72			64MPR90	819				

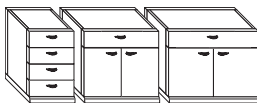
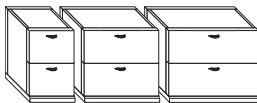
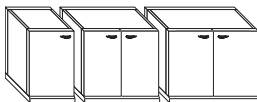
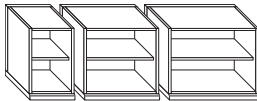
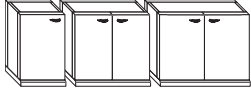
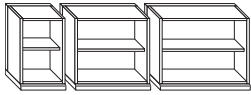
Specify: Product Number
Quantity
Tagging
Wood Finish

• Denotes item illustrated.
- Includes locks.
‡ Requires field sub-assembly.

Prices listed in Wood1 Finishes.

TUOHY

Pedestals



15 Depth ↪	w	15.6d	28.4h	Toeboard Front	§	Toebd 4 Sides
Ped15: Shelving 18	18			64MEA00 1035		64MEA01 1301
Ped15: Shelving 30	30			64MED00 1284		64MED01 1547
Ped15: Shelving 36	36			64MEF00 1413		64MEF01 1681
Ped15: Cabinet LH 18	18			64MDA10 1268		64MDA11 1534
Ped15: Cabinet RH 18	18			64MDA20 1268		64MDA21 1534
Ped15: Db1Cabinet 30	30			64MDD00 1443		64MDD01 1710
Ped15: Db1Cabinet 36	36			64MDF00 1576		64MDF01 1842

24 Depth	w	24.6d		Toeboard Front	§	Toebd 4 Sides
Ped24: ShelvingPC 12	12			64ME030 1024		64ME031 1288
Ped24: Shelving 18	18			64MEA30 1196		64MEA31 1460
Ped24: Shelving 30	30			64MED30 1473		64MED31 1739
Ped24: Shelving 36	36			64MEF30 1607		64MEF31 1869

24 Depth ↪	w	24.6d		Toeboard Front	§	Toebd 4 Sides
Ped24: Cabinet LH 18	18			64MDA40 1413		64MDA41 1681
Ped24: Cabinet RH 18	18			64MDA50 1413		64MDA51 1681
Ped24: Db1Cabinet 30	30			64MDD30 1560		64MDD31 1823
Ped24: Db1Cabinet 36	36			64MDF30 1663		64MDF31 1928

24 Depth ↪	w	24.6d		Toeboard Front	§	Toebd 4 Sides
Ped24: 2F 18	18			64MBA30 1655		64MBA31 1918
Ped24: 2LatF 30	30			64MBD30 1976		64MBD31 2239
Ped24: 2LatF 36	36			64MBF30 2172		64MBF31 2437

24 Depth ↪	w	24.6d		Toeboard Front	§	Toebd 4 Sides
Ped24: 2BF 18	18			64MAA30 1655		64MAA31 1918
Ped24: 2LatB/LatF 30	30			64MAD30 2155		64MAD31 2421
Ped24: 2LatB/LatF 36	36			64MAF30 2347		64MAF31 2611

24 Depth ↪	w	24.6d		Toeboard Front	§	Toebd 4 Sides
Ped24: 4B 18	18			64MCA30 1720		64MCA31 1987
Ped24: LatB/Db1Cab 30	30			64MFD30 2044		64MFD31 2307
Ped24: LatB/Db1Cab 36	36			64MFF30 2235		64MFF31 2499

30 Deep (For Galleries) ↪	18w	30d	28.4h	Toeboard Front		
Ped30: 2F 18				64MBAD0 1685		
Ped30: 2BF 18				64MAAD0 1685		

36 Deep (For Galleries) ↪	18w	36d	28.4h	Toeboard Front		
Ped36: 2F 18				64MBAG0 2088		
Ped36: 2BF 18				64MAAG0 2088		

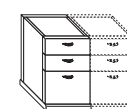
§ Add 0.6d, 1.3w

All cabinet and drawer pedestals include locks.
Pedestals with toeboards front only have unfinished backs;
otherwise pedestals are finished all sides.
Standard pull hardware finish is 661 Satin Aluminum.

Toeboard Front Toebd 4 Sides



Toeboards Front & Back



+ Options

For Toeboards Front & Back:

Use Toeboard Front numbers, change last digit to 8, add \$250.
(This option is not available on 30 and 36 Deep units)

Specify: Product Number
Quantity
Tagging
Wood Finish

- Denotes item illustrated.
- ↪ Includes locks.
- ‡ Requires field sub-assembly.

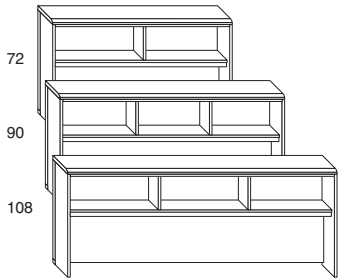
Benney pull finish:
661 Satin Aluminum.



Prices listed in Wood1 Finishes.



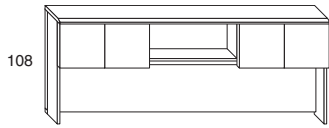
Hutch72



Product No.	List \$	Product No.	List \$
Shelving1 w. Wood Back			
	w	Sgl\Tbl Shlvs	Flush Ends/Back
Hutch72: Shelving1 72	72	0\2	64PAR00 3305
Hutch72: Shelving1 90	90	1\2	64PAW00 3746
Hutch72: Shelving1 108	108	0\3	64PAY00 4005

Shelving1 w. Fabric Panel		COM yd	
Hutch72: Shelving1/Fab 72	72	0\2	2.3
Hutch72: Shelving1/Fab 90	90	0\3	2.8
Hutch72: Shelving1/Fab 108	108	0\3	3.2

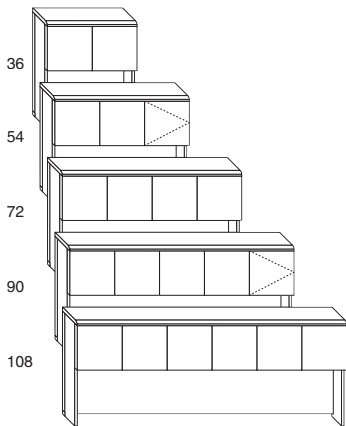
Dimensions: widths as listed 15d 42.8h § Add 0.2 to width
Note: Fabric Panels greater than 96w are produced in two sections.



Product No.	List \$	Product No.	List \$
Cabinet1-Shelf w. Wood Back			
	w	Sgl\Tbl Shlvs	Flush Ends/Back
Hutch72: Cab1-Shelf1-Cab1 108	108	0\3	64PFY00 4520

Cabinet1-Shelf w. Fabric Panel		COM yd	
Hutch72: Cab1-Shlv1-Cab1/Fab 108	108	0\3	3.2

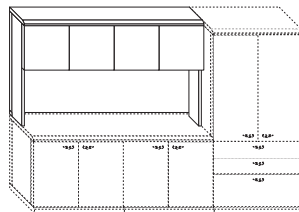
Dimensions: widths as listed 15d 42.8h § Add 0.2 to width
Note: Fabric Panels greater than 96w are produced in two sections.



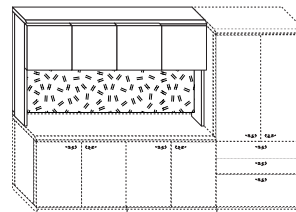
Product No.	List \$	Product No.	List \$
Cabinet1 w. Wood Back			
	w	Sgl\Tbl Shlvs	Flush Ends/Back
Hutch72: Cabinet1 36	36	0\1	64PCF00 2813
Hutch72: Cabinet1 54	54	1\1	64PCL00 3618
Hutch72: Cabinet1 72	72	0\2	64PCR00 4074
Hutch72: Cabinet1 90	90	1\2	64PCW00 4371
Hutch72: Cabinet1 108	108	0\3	64PCY00 4688

Cabinet1 w. Fabric Panel		COM yd	
Hutch72: Cabinet1/Fab 36	36	0\1	1.8
Hutch72: Cabinet1/Fab 54	54	1\1	2
Hutch72: Cabinet1/Fab 72	72	0\2	2.3
Hutch72: Cabinet1/Fab 90	90	1\2	2.8
Hutch72: Cabinet1/Fab 108	108	0\3	3.2

Dimensions: widths as listed 15d 42.8h § Add 0.2 to width
Note: Fabric Panels greater than 96w are produced in two sections.



Cabinet1 w. Wood Back



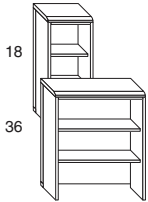
Cabinet1 w. Fabric Back

Specify: Product Number
Quantity
Tagging
Wood Finish

- Denotes item illustrated.
- ⊃ Includes locks.
- ‡ Requires field sub-assembly.

Prices listed in Wood1 Finishes.

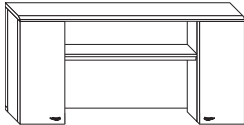
Hutch72 (cont.)



	w	Sgl\Ndbl Shlvs	Flush Ends/Back	Product No.	List \$	Product No.	List \$
Full Height Shelving							
Hutch72: Shelving3 18	18	3\0	64PBA00 2015	64PBA07	2364		
Hutch72: Shelving3 36	36	0\3	64PBF00 2721	64PBF07	3068		

Dimensions: widths as listed 15d 42.8h
 Includes one fixed shelf and one adjustable shelf.

§ Add 0.2 to width

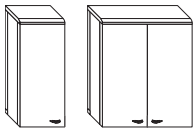


	w	Sgl\Ndbl Shlvs	Flush Ends/Back	Product No.	List \$	Product No.	List \$
Cabinet3-Shelf1 w. Wood Back							
Hutch72: Cab3-Shelf1-Cab3 90	90	6\1	64PGW00 5195	64PGW07	5544		

	w	Sgl\Ndbl Shlvs	COM yd	Flush Ends/Back	Product No.	List \$	Product No.	List \$
Cabinet3-Shelf1 w. Fabric Panel								
Hutch72: Cab3-Shlv1/Fab-Cab3 90	90	6\1 2	64PGW30 5650	64PGW37	5998			

Dimensions: widths as listed 15d 42.8h

§ Add 0.2 to width




	w	Sgl\Ndbl Shlvs	Flush Ends/Back	Product No.	List \$	Product No.	List \$
Full Height Cabinets							
Hutch72: Cabinet3 LH 18	18	3\0	64PEA10 2329	64PEA17	2678		
Hutch72: Cabinet3 RH 18	18	3\0	64PEA20 2329	64PEA27	2678		
Hutch72: Cabinet3 36	36	0\3	64PEF00 3248	64PEF07	3594		

Dimensions: widths as listed 15d 42.8h

§ Add 0.2 to width

PRIVATE OFFICE: BENNEY



Specify: Product Number
 Quantity
 Tagging
 Wood Finish

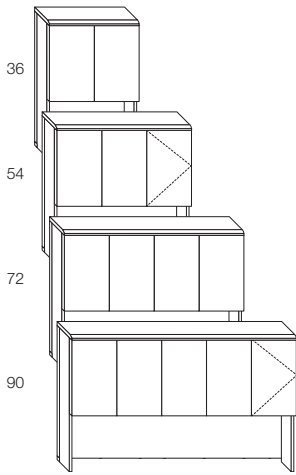
- Denotes item illustrated.
- ↪ Includes locks.
- ‡ Requires field sub-assembly.

Prices listed in Wood1 Finishes.

Benney pull finish:
 661 Satin Aluminum.



Hutch85

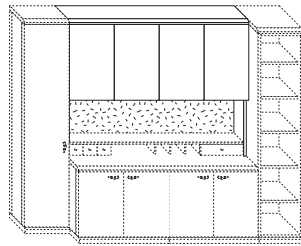


	w	Sgl\Tbl Shlvs	Flush Ends/Back	Product No.	List \$	Product No.	List \$
Cabinet2 w. Wood Back							
Hutch85: Cabinet2 36	36	0\2	64PSF00	3263	64PSF07	3613	
Hutch85: Cabinet2 54	54	2\2	64PSL00	4108	64PSL07	4458	
Hutch85: Cabinet2 72	72	0\4	64PSR00	4597	64PSR07	4946	
Hutch85: Cabinet2 90	90	2\4	64PSW00	4929	64PSW07	5278	

			COM yd				
Cabinet2 w. Fabric Panel							
Hutch85: Cabinet2/Fab 36	36	0\2	1.8	64PSF30	3543	64PSF37	3892
Hutch85: Cabinet2/Fab 54	54	2\2	2	64PSL30	4561	64PSL37	4911
Hutch85: Cabinet2/Fab 72	72	0\4	2.3	64PSR30	5084	64PSR37	5433
Hutch85: Cabinet2/Fab 90	90	2\4	2.8	64PSW30	5486	64PSW37	5835

Dimensions: widths as listed 15d 55.4h

§ Add 0.2 to width



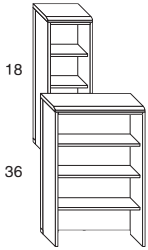
Specify: Product Number
Quantity
Tagging
Wood Finish

- Denotes item illustrated.
- ↪ Includes locks.
- ‡ Requires field sub-assembly.

Prices listed in Wood1 Finishes.



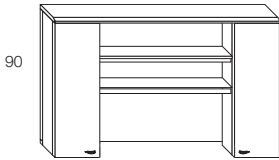
Hutch85 (cont.)



Full Height Shelving	w	Sg\Ndbl Shlvs	Flush Ends/Back	Product No.	List \$	Product No.	List \$
Hutch85: Shelving4 18	18	4\0	64PQA00 2364	64PQA07	2710		
Hutch85: Shelving4 36	36	0\4	64PQF00 3138	64PQF07	3484		

Dimensions: widths as listed 15d 55.4h
 Includes one fixed shelf and two adjustable shelves.

§ Add 0.2 to width

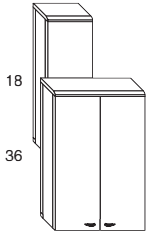


Cabinet4-Shelf2 w. Wood Back	w	Sg\Ndbl Shlvs	Flush Ends/Back	Product No.	List \$	Product No.	List \$
Hutch85: Cab4-Shelf2-Cab4 90	90	8\2	64PVW00 5755	64PVW07	6102		

Cabinet4-Shelf2 w. Fabric Panel	w	Sg\Ndbl Shlvs	Flush Ends/Back	Product No.	List \$	Product No.	List \$
Hutch85: Cab4-Shv2/Fab-Cab4 90	90	8\2 2	64PVW30 6207	64PVW37	6554		

Dimensions: widths as listed 15d 55.4h

§ Add 0.2 to width



Full Height Cabinets	w	Sg\Ndbl Shlvs	Flush Ends/Back	Product No.	List \$	Product No.	List \$
Hutch85: Cabinet4 LH 18	18	4\0	64PTA10 2749	64PTA17	3097		
Hutch85: Cabinet4 RH 18	18	4\0	64PTA20 2749	64PTA27	3097		
Hutch85: Cabinet4 36	36	0\4	64PTF00 3701	64PTF07	4046		

Dimensions: widths as listed 15d 55.4h

§ Add 0.2 to width



Specify: Product Number
 Quantity
 Tagging
 Wood Finish

- Denotes item illustrated.
- ↪ Includes locks.
- ‡ Requires field sub-assembly.

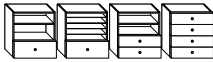
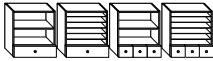
Prices listed in Wood1 Finishes.

Benney pull finish:
 661 Satin Aluminum.



Product No. List \$

Hutch Accessories



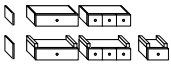
17w Minitowers	17w	d	18h		
Minitower 1: Wood3		10.2		70PZA01	1114
Minitower 2: Metal7		10.2		70PZA02	696
Minitower 3: Wood2-Dwr1		11		70PZA03	1533
Minitower 4: Metal5-Wood1-Dwr1		11		70PZA04	1463
Minitower 5: Wood2-Trio1		11		70PZA05	1216
Minitower 6: Metal5-Wood1-Trio1		11		70PZA06	1254
Minitower 7: Wood2-Disk1		11		70PZA07	1463
Minitower 8: Metal4-Wood1-Disk1		11		70PZA08	1320
Minitower 9: Wood2-Dwr2		11		70PZA09	1254
Minitower10: Dwr4		11		70PZA10	1811



8.5w Minitowers	w	d	h		
Minitower 20: Wood3	8.5	10.2	18	70PZA20	752
Minitower 21: Wood2-CD1	8.5	11	18	70PZA21	1086
Minitower 22: Wood1-Disk2	8.5	11	18	70PZA22	1380
Minitower 23: Dwr1-Disk2	8.5	11	18	70PZA23	1573
Minitower 24: Dwr2-CD1	8.5	11	18	70PZA24	1601
Minitower 25: CD2	8.5	11	18	70PZA25	1533
CD Holder Tray Insert (CD drawers only)				70PZA26	42
Humidor Insert (CD drawers only)				70PZA27	730



Intermediate Shlvs: Bullnose Edge ‡	w	11.4d	0.8th		
Intermed Shelf: 18 (Minitower Top)	17			70PZA31	140
Intermed Shelf: 36	34			70PZF31	278
Intermed Shelf: 54	52			70PZL31	369
Intermed Shelf: 72	70			70PZR31	585
Intermed Shelf: 90	88			70PZW31	628
Intermed Shelf: 108	106			70PZY31	724



Intermediate Shelf Managers ‡	w	d	h		
Desktop Divider	0.5	10.2	4.6	70PZA40	71
Desktop Drawer	17	11	4.6	70PZA41	419
Desktop Trio	17	11	4.6	70PZA43	835
Suspension Divider	0.5	10.2	6.4	70PZA50	71
Suspension Drawer	17	11	6.4	70PZA51	487
Suspension Trio	17	11	6.4	70PZA53	907
Suspension Drawer8	8.5	11	6.4	70PZA54	389


Specify: Product Number
Quantity
Tagging
Wood Finish

- Denotes item illustrated.
- ↪ Includes locks.
- ‡ Requires field sub-assembly.

Prices listed in Wood1 Finishes.



Hutch Accessories (cont.)



Support Fascia: Qtr Rnd w. Stl Angle ‡	w	1.7d	2.1h	Product No.	List \$
Fascia: Open-Span 36	34			70PZF60	71
Fascia: Open-Span 54	52			70PZL60	104
Fascia: Open-Span 72	70			70PZR60	133
• Fascia: Open-Span 90	88			70PZW60	169
Fascia: Open-Span 108	106			70PZY60	208
Fascia: One-Minitower 54	35			70PZL61	71
Fascia: One-Minitower 72	53			70PZR61	104
• Fascia: One-Minitower 90	71			70PZW61	140
Fascia: One-Minitower 108	89			70PZY61	169
Fascia: Two-Minitowers 72	36			70PZR62	71
• Fascia: Two-Minitowers 90	54			70PZW62	109
Fascia: Two-Minitowers 108	72			70PZY62	140

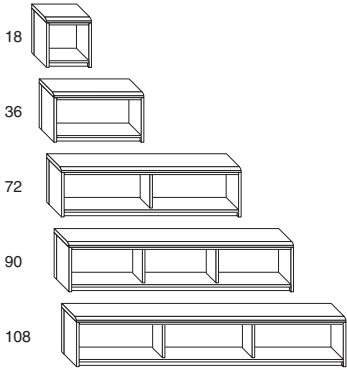


Specify: Product Number
 Quantity
 Tagging
 Wood Finish

- Denotes item illustrated.
- ↪ Includes locks.
- ‡ Requires field sub-assembly.

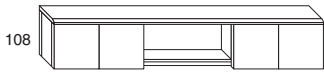
Prices listed in Wood1 Finishes.

Wall Hutch



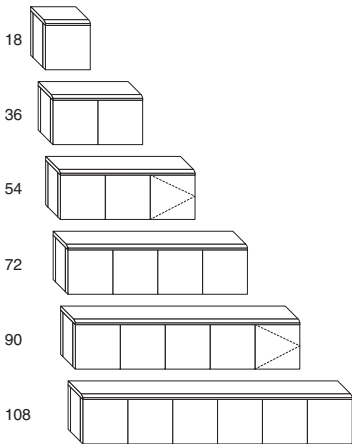
Product No.	List \$	Product No.	List \$
Shelving1 Wall Hutch			
Hutch: Shelving1 18	18	64QAA00 1280	64QAA07 1593
Hutch: Shelving1 36	36	64QAC00 1712	64QAC07 2025
Hutch: Shelving1 72	72	64QAR00 2911	64QAR07 3224
Hutch: Shelving1 90	90	64QAW00 3398	64QAW07 3711
Hutch: Shelving1 108	108	64QAY00 4050	64QAY07 4539

Dimensions: widths as listed 15d 19.5h
Mounting cleats and hardware included. § Add 0.2 to width



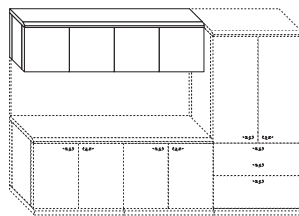
Product No.	List \$	Product No.	List \$
Cabinet1-Shelf1 Wall Hutch			
Hutch: Cab1-Shelf1-Cab1 108	108	64QFY00 4314	64QFY07 4628

Dimensions: widths as listed 15d 19.5h
Mounting cleats and hardware included. § Add 0.2 to width



Product No.	List \$	Product No.	List \$
Cabinet1 Wall Hutch			
Hutch: Cabinet1 LH 18	18	64QCA10 1353	64QCA17 1667
Hutch: Cabinet1 RH 18	18	64QCA20 1353	64QCA27 1667
Hutch: Cabinet1 36	36	64QCC00 2092	64QCC07 2404
Hutch: Cabinet1 54	54	64QCL00 3115	64QCL07 3429
Hutch: Cabinet1 72	72	64QCR00 3612	64QCR07 3927
Hutch: Cabinet1 90	90	64QCW00 4154	64QCW07 4466
Hutch: Cabinet1 108	108	64QCY00 4592	64QCY07 4905

Dimensions: widths as listed 15d 19.5h
Mounting cleats and hardware included. § Add 0.2 to width



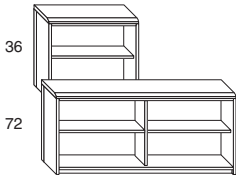
Specify: Product Number
Quantity
Tagging
Wood Finish

- Denotes item illustrated.
- ↳ Includes locks.
- ‡ Requires field sub-assembly.

Prices listed in Wood1 Finishes.



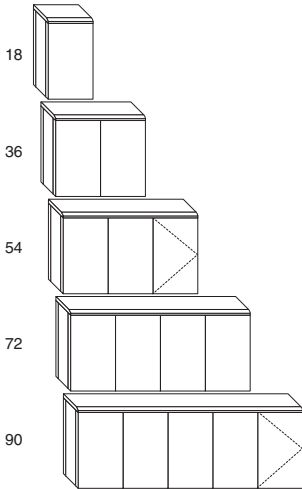
Wall Hutch (cont.)



Shelving2 Wall Hutch	w	Sg\Ndbl Shlvs	Flush Ends/Back	Product No.	List \$	Product No.	List \$
Hutch: Shelving2 18	18	2\0	64QNA00	1537	64QNA07	1848	
Hutch: Shelving2 36	36	0\2	64QNF00	2399	64QNF07	2710	
Hutch: Shelving2 72	72	0\4	64QNR00	4139	64QNR07	4452	
Hutch: Shelving2 90	90	0\6	64QNW00	4791	64QNW07	5140	

Dimensions: widths as listed 15d 32.1h
 Mounting cleats and hardware included.

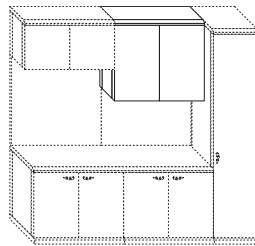
§ Add 0.2 to width



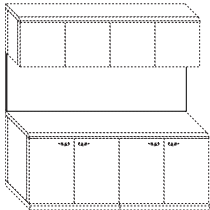
Cabinet2 Wall Hutch	w	Sg\Ndbl Shlvs	Flush Ends/Back	Product No.	List \$	Product No.	List \$
Hutch: Cabinet2 LH 18	18	2\0	64QRA10	1683	64QRA17	1995	
Hutch: Cabinet2 RH 18	18	2\0	64QRA20	1683	64QRA27	1995	
Hutch: Cabinet2 36	36	0\2	64QRF00	2631	64QRF07	2946	
Hutch: Cabinet2 54	54	2\2	64QRL00	3567	64QRL07	3882	
Hutch: Cabinet2 72	72	0\4	64QRR00	4679	64QRR07	4993	
Hutch: Cabinet2 90	90	2\4	64QRW00	5381	64QRW07	5697	

Dimensions: widths as listed 15d 32.1h
 Mounting hardware included.

§ Add 0.2 to width



Fabric Panels, Wall Hung



23.4 Height ‡	w	23.4h	COM	yd	
Fabric Wall Panel: 36	36		1.8	70PAF11	278
Fabric Wall Panel: 54	54		2	70PAL11	453
Fabric Wall Panel: 72	72		2.3	70PAR11	487
Fabric Wall Panel: 90	90		2.8	70PAW11	556
Fabric Wall Panel: 108	108		3.2	70PAY11	591

36 Height ‡	w	36h	COM	yd	
Fabric Wall Panel: 36X	36		1.8	70PAF21	278
Fabric Wall Panel: 54X	54		2	70PAL21	453
Fabric Wall Panel: 72X	72		2.3	70PAR21	487
Fabric Wall Panel: 90X	90		2.8	70PAW21	556
Fabric Wall Panel: 108X	108		3.2	70PAY21	591

36 Height units are not recommended for use with Shelving2 or Cabinet2 Wall Hutches.
 Mounting cleats and hardware included.
 Wall Hung Fabric Panels allow for cord passage between the panel and the wall.
 Fabric Panels greater than 96w are produced in two sections.

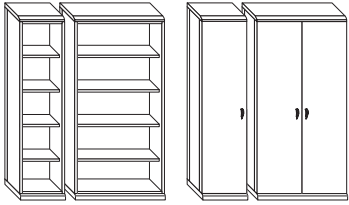
Specify: Product Number
 Quantity
 Tagging
 Wood Finish

- Denotes item illustrated.
- ↪ Includes locks.
- ‡ Requires field sub-assembly.

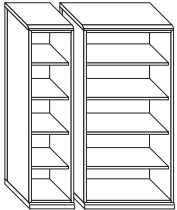
Prices listed in Wood1 Finishes.




Towers72



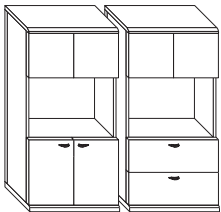
		w	15.6d	72.7h	Flush Ends/Back	Product No.	List \$
•	15 Depth Shelving and Cabinets	18				64TAA00	2668
•	Tower 72/15: Shelving 18	18				64TAA00	2668
•	Tower 72/15: DblShelving 36	36				64TAF00	3938
•	Tower 72/15: Cabinet LH 18	18				64TBA10	2785
•	Tower 72/15: Cabinet RH 18	18				64TBA20	2785
•	Tower 72/15: DblCabinet 36	36				64TBF00	4566




		w	24.6d	72.7h	Flush Ends/Back	Product No.	List \$
•	24 Depth Shelving	18				64TAA30	3253
•	Tower 72/24: Shelving 18	18				64TAA30	3253
•	Tower 72/24: DblShelving 36	36				64TAF30	4714



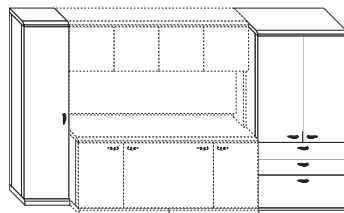
		w	24.6d	72.7h	Flush Ends/Back	Product No.	List \$
•	24 Depth Cabinets	18				64TBA40	3414
•	Tower 72/24: Cabinet LH 18	18				64TBA40	3414
•	Tower 72/24: Cabinet RH 18	18				64TBA50	3414
•	Tower 72/24: DblCabinet 36	36				64TBF30	5576
•	Tower 72/24: Garment LH 18	18				64TCA40	3180
•	Tower 72/24: Garment RH 18	18				64TCA50	3180
•	Tower 72/24: Garment:Cab 36	36				64TCF40	5344
•	Tower 72/24: Cab:Garment 36	36				64TCF50	5344



		36w	24.6d	72.7h	Flush Ends/Back	Product No.	List \$
•	24 Depth Cabinet/Shelving	36				64THF30	5840
•	Tower 72/24: Cab/Shlv/LatF 36	36				64THF30	5840
•	Tower 72/24: Cab/Shlv/Cab 36	36				64TJF30	5678



		36w	24.6d	72.7h	Flush Ends/Back	Product No.	List \$
•	24 Depth Cabinet/Drawers	36				64TEF30	6086
•	Tower 72/24: Cab/LatF 36	36				64TEF30	6086
•	Tower 72/24: Cab/LatB/LatF 36	36				64TFF30	6262



Benney pull finish:
661 Satin Aluminum.

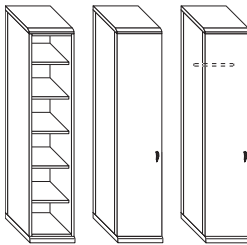

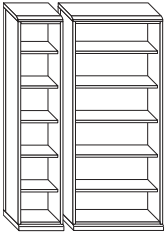


Specify: Product Number
Quantity
Tagging
Wood Finish

• Denotes item illustrated
‡ Denotes field sub-assembly required

Prices listed in Wood1 Finishes.

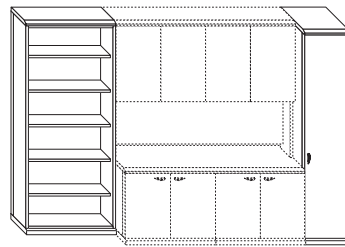
Towers85



	w	15.6d	85.3h	Flush Ends/Back
• Tower 85/15: Shelving 18	18			64UAA00 2960
• Tower 85/15: DblShelving 36	36			64UAF00 4085

	w	15.6d	85.3h	Flush Ends/Back
• Tower 85/15: Cabinet LH 18	18			64UBA10 3195
• Tower 85/15: Cabinet RH 18	18			64UBA20 3195
• Tower 85/15: DblCabinet 36	36			64UBF00 4714
• Tower 85/15: Garment LH 18	18			64UCA10 3078
• Tower 85/15: Garment RH 18	18			64UCA20 3078

	18w	24.6d	85.3h	Flush Ends/Back
• Tower 85/24: Shelving 18				64UAA30 3576
• Tower 85/24: Cabinet LH 18				64UBA40 3882
• Tower 85/24: Cabinet RH 18				64UBA50 3882
• Tower 85/24: Garment LH 18				64UCA40 3720
• Tower 85/24: Garment RH 18				64UCA50 3720



Specify: Product Number
 Quantity
 Tagging
 Wood Finish

• Denotes item illustrated
 ‡ Denotes field sub-assembly required

Benney pull finish:
 661 Satin Aluminum.



Prices listed in Wood1 Finishes.

