

A photograph of a modern conference room. In the center is a dark wood conference table with three chairs around it. On the table is a small vase with orange flowers. To the right is a tall, silver podium. The background is a plain wall with a whiteboard.

GENEVA CONFERENCE
SPECIFICATION GUIDE & LIST PRICES

04.15.12

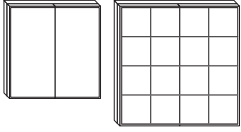
TUOHY

GENEVA CONFERENCE

Design:
Halsey, McCormack & Helmer

WALL VISUAL BOARDS	410	SQUARE TABLES	415
MARKER BOARDS	410	ROUND TABLES	415
WALL RAILS	410	3-SIDED TABLES	415
WALL SHELVES	410	RECTANGULAR TABLES	416
LECTERNS	411	BOAT TABLES	416
TOWERS	411	ELLIPSE TABLES	416
UTILITY/PHONE/FAX CONSOLES	411	VIDEO CONFERENCE TABLES	417
CREDENZAS	412		
BUFFET CREDENZAS	413		
INTERIOR BOX DRAWERS	414		

Wall Visual Boards

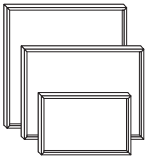


Wood1 Finishes	COM yd	Product No.	List \$	Product No.	List \$
• Visual Board 36wx36h	1.25	GEVB.3636	3658		
Visual Board 48wx36h	1.55	GEVB.4836	3803		
• Visual Board 48wx48h	1.55	GEVB.4848	3950		
Visual Board+Screen 48wx48h	1.55	GEVS.4848	4203		

Depth: 4.3
Includes Map Rail, mounting kit, markers and eraser.
Doors have veneer faces in an MBN Brushed Nickel frame.

- + Options:
- For Proxy faux-leather doors, specify Option LF, add 40%.
For Proxy faux-leather stitched doors, specify Option SF, add 45% (contrasting stitch is standard).
For additional Map Rails, specify Option MR, add \$83 each.


Marker Boards



Porcelain Surface w. Wood Frame			
Marker Board 36wx24h	GEMB.3624	1138	
Marker Board 48wx36h	GEMB.4836	1333	
Marker Board 48wx48h	GEMB.4848	1529	

Depth: 1.3
Includes mounting kit, markers and eraser.

Wall Rails




For On-site Installation	Flush Cut Ends	Detail 3 Sides		
Wall Rail 36	GEWR.36	578	GEWR3.36	748
Wall Rail 48	GEWR.48	755	GEWR3.48	924
Wall Rail 60	GEWR.60	821	GEWR3.60	988
Wall Rail 72	GEWR.72	930	GEWR3.72	1098
Wall Rail 90	GEWR.90	1112	GEWR3.90	1279

Depth: 3 Height: 1.5
! Notes:
An eased edge detail is standard; see kerf option below.

- + Options:
For kerf edge detail, specify Option KERF, add 3%

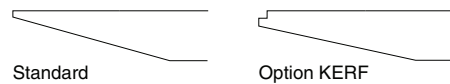
Wall Shelves



For On-site Installation	Flush Cut Ends	Detail 3 Sides		
Wall Shelf 36	GEWS.36	604	GEWSK.36	774
Wall Shelf 48	GEWS.48	794	GEWSK.48	962
Wall Shelf 60	GEWS.60	873	GEWSK.60	1040
Wall Shelf 72	GEWS.72	994	GEWSK.72	1164
Wall Shelf 90	GEWS.90	1191	GEWSK.90	1358

Depth: 12 Height: 1.5
! Notes:
An eased edge detail is standard; see kerf option below.
Wall Shelves have a load rating of 20 pounds per linear foot.

- + Options:
Faux-leather insert options unavailable.
For aluminum top reveal, specify Option AR, add 10%.
For kerf edge detail, specify Option KERF, add 3%



Standard

Option KERF

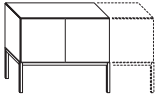
Specify: Product Number
Quantity
Tagging
Wood Finish

- Denotes item illustrated.
- ‡ Requires field sub-assembly.

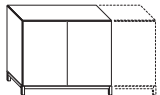
Prices listed in Wood1 Finishes.
Stitched Proxy faux-leather has contrasting stitch; other colors available.



Credenzas



		ProdNo	List \$	ProdNo	List \$	ProdNo	List \$	
30h 12 Base	Back	15d		20d		24d		
Credenza 30h 12 Base	Unfinished	GC151-	285	GC201-	304	GC241-	311	
Credenza 30h 12 Base	Finished	GD151-	285	GD201-	304	GD241-	311	
		▲		▲		▲		
Pedestal Menu -	w	Unfinished Back 15d		20d		24d		Finished Back Add \$
Shelving 15w	15	B	1304	B	1415	B	1531	32
Shelving 18w	18	C	1368	C	1485	C	1606	40
Shelving 30w	30	E	1617	E	1749	E	1881	73
Shelving 36w	36	F	1806	F	1944	F	2082	82
Cabinet-LH 15w	15	N	1627	N	1744	N	1864	32
Cabinet-LH 18w	18	P	1691	P	1816	P	1943	40
Cabinet-RH 15w	15	R	1627	R	1744	R	1864	32
Cabinet-RH 18w	18	S	1691	S	1816	S	1943	40
Double Cabinet 30w	30	U	2037	U	2178	U	2313	73
Double Cabinet 36w	36	V	2136	V	2282	V	2426	82
Box/File 18w	18	—	—	M	2101	M	2218	84
3Box 18w	18	—	—	D	2310	D	2428	84
LatBox/LatFile 30w	30	—	—	T	2512	T	2646	84
LatBox/LatFile 36w	36	—	—	G	2759	G	2908	139



		ProdNo	List \$	ProdNo	List \$	ProdNo	List \$	
30h 3.5 Base	Back	15d		20d		24d		
Credenza 30h 3.5 Base	Unfinished	GC15-	309	GC20-	330	GC24-	348	
Credenza 30h 3.5 Base	Finished	GD15-	309	GD20-	330	GD24-	348	
		▲		▲		▲		
Pedestal Menu -	w	Unfinished Back 15d		20d		24d		Finished Back Add \$
Shelving 15w	15	B	1418	B	1539	B	1663	35
Shelving 18w	18	C	1484	C	1615	C	1744	45
Shelving 30w	30	E	1759	E	1901	E	2046	80
Shelving 36w	36	F	1964	F	2112	F	2264	94
Cabinet-LH 15w	15	N	1757	N	1886	N	2015	35
Cabinet-LH 18w	18	P	1827	P	1964	P	2100	45
Cabinet-RH 15w	15	R	1757	R	1886	R	2015	35
Cabinet-RH 18w	18	S	1827	S	1964	S	2100	45
Double Cabinet 30w	30	U	2205	U	2357	U	2504	80
Double Cabinet 36w	36	V	2310	V	2470	V	2625	94
2File 18w	18	—	—	W	2207	W	2307	96
2Box/File 18w	18	—	—	Y	2296	Y	2413	96
4Box 18w	18	—	—	0	2506	0	2623	96
2LatFile 30w	30	—	—	2	2675	2	2807	153
2LatFile 36w	36	—	—	3	2929	3	3076	171
2LatBox/LatFile 30w	30	—	—	6	2862	6	2993	153
2LatBox/LatFile 36w	36	—	—	7	3126	7	3275	171
LatBox/DbfCab 30w	30	—	—	8	2751	8	2883	80
LatBox/DbfCab 36w	36	—	—	9	2943	9	3091	94

See the ordering information on the opposite page.

! Note:

All file drawers at 20d, listed above and on opposite page, have front-to-back filing only for legal size files.

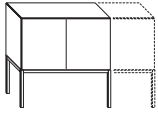
Specify: Product Number
Quantity
Tagging
Wood Finish

- Denotes item illustrated.
- ‡ Requires field sub-assembly.
- Includes locks

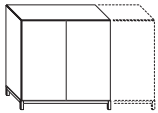
Prices listed in Wood1 Finishes.

TUOHY

Buffet Credenzas



		ProdNo	List \$	ProdNo	List \$	ProdNo	List \$	
36h 15 Base	Back	15d		20d		24d		
Buffet 36h 15 Base	Unfinished	GE151-	309	GE201-	330	GE241-	348	
Buffet 36h 15 Base	Finished	GF151-	309	GF201-	330	GF241-	348	
		▲		▲		▲		
Pedestal Menu -	w	Unfinished Back 15d		20d		24d		Finished Back Add \$
Shelving 15w	15	B	1418	B	1539	B	1663	34
Shelving 18w	18	C	1484	C	1615	C	1744	41
Shelving 30w	30	E	1759	E	1901	E	2046	77
Shelving 36w	36	F	1964	F	2112	F	2264	85
Cabinet-LH 15w	15	N	1757	N	1886	N	2015	34
Cabinet-LH 18w	18	P	1827	P	1964	P	2100	41
Cabinet-RH 15w	15	R	1757	R	1886	R	2015	34
Cabinet-RH 18w	18	S	1827	S	1964	S	2100	41
Double Cabinet 30w	30	U	2205	U	2357	U	2504	77
Double Cabinet 36w	36	V	2310	V	2470	V	2625	85
LatBox/DbfCab 30w	30	—	—	8	2751	8	2883	77
LatBox/DbfCab 36w	36	—	—	9	2943	9	3091	85



		ProdNo	List \$	ProdNo	List \$	ProdNo	List \$	
36h 3.5 Base	Back	15d		20d		24d		
Buffet 36h 3.5 Base	Unfinished	GE15-	321	GE20-	342	GE24-	363	
Buffet 36h 3.5 Base	Finished	GF15-	321	GF20-	342	GF24-	363	
		▲		▲		▲		
Pedestal Menu -	w	Unfinished Back 15d		20d		24d		Finished Back Add \$
Shelving 15w	15	B	1487	B	1616	B	1745	36
Shelving 18w	18	C	1559	C	1695	C	1830	47
Shelving 30w	30	E	1846	E	1997	E	2150	83
Shelving 36w	36	F	2062	F	2218	F	2375	98
Cabinet-LH 15w	15	N	1839	N	1973	N	2108	36
Cabinet-LH 18w	18	P	1914	P	2055	P	2198	47
Cabinet-RH 15w	15	R	1839	R	1973	R	2108	36
Cabinet-RH 18w	18	S	1914	S	2055	S	2198	47
Double Cabinet 30w	30	U	2307	U	2467	U	2622	83
Double Cabinet 36w	36	V	2419	V	2587	V	2752	98
LatBox/2LatFile 30w	30	—	—	4	3044	4	3190	162
LatBox/2LatFile 36w	36	—	—	5	3322	5	3484	178
LatBox/DbfCab 30w	30	—	—	8	2878	8	3017	83
LatBox/DbfCab 36w	36	—	—	9	3081	9	3238	98

How to Order Credenzas and Buffet Credenzas:

Choose the Credenza or Buffet format desired from each of the four listings above and on the opposite page. Note the ProdNo and List \$ that correspond to the depth and back (finished/unfinished) desired. Follow the ProdNo column down until you have located the first (left-most) pedestal desired, then append the letter/number code to the original item number and add the price to the original price. Continue adding pedestals in this manner until your unit is complete. The overall credenza or buffet width will be the accumulated widths of all pedestals chosen; the overall price will be the accumulated prices and the final item number will be the original number plus all of the letter codes for the pedestals added. The maximum running width is 120 inches; units over 72 inches ship in two sections and require assembly. Tops are finished. See also the information on the following page.

Sample Order

36h, 3.5 Base, 20d, Finished Back

w	ProdNo	List \$	Add \$
--	GF20-	332	0
18	P	1995	46
36	5	3225	173
18	S	1995	46

GF20-P5S = \$7812 List

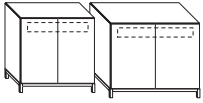


Specify: Product Number
Quantity
Tagging
Wood Finish

- Denotes item illustrated.
- ‡ Requires field sub-assembly.
- Includes locks

Prices listed in Wood1 Finishes.

Interior Box Drawers



	ProdNo	List \$	ProdNo	List \$	ProdNo	List \$
Interior Box Drawers	15d		20d		24d	
• Int BoxDwr 30w Cabinet Modules	GB3015	465	GB3020	526	GB3024	567
• Int BoxDwr 36w Cabinet Modules	GB3615	508	GB3620	572	GB3624	613

Interior Box Drawers may be added to any cabinet and are field-installed.
Interior Box Drawers have a matching veneer drawer face.
Dimensions: Full interior width minus allowance for cabinet hinges; full interior depth; 6h

- ! Notes—for all Credenzas and Buffet Credenzas
The maximum running width is 120 inches; units over 72 inches ship in two sections and require assembly. Prices shown here regard Wood1 finishes; note surcharges for Group 2 finish.
Geneva credenzas are not modular. Tops, faces and back panels are each made from single pieces of veneer to guarantee consistency of grain and color.
Items listed above have wood surfaces and aluminum legs. Backs are unfinished on the rear face.
Credenzas have a kerf detail along edges and vertical corners.
All cabinet and drawer pedestals include locks.
- + Options:
For Proxy faux-leather doors, specify Option LF and add \$456 per door.
For Proxy faux-leather stitched doors, specify Option SF and add \$620 per door (contrasting stitch std).
For drawer/door locks, specify Option DL and add \$131 per door or drawer. No locks available on faux leather doors.
For customer-supplied and installed stone tops, specify Option ST (no price change); templates provided.

To Specify Credenzas

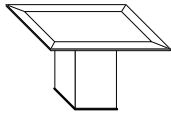
- 1 Construct the Product Number and List Price:
Choose the format desired and note the starting Prefix Code and List \$ for the depth required.
Specify pedestal sequence L to R by adding the Ped Code and \$ for the depth required to the Prefix Code and List \$.
The overall width is the sum of the pedestal widths you have added. Maximum width is 120 inches; units over 90 inches will require some field assembly.
- 2 Required Specifications
Product number and price.
Quantity and Tagging information.
Wood finish selection.
Faux leather color selection if applicable (see Proxy Collection).
- 3 Options, as listed above.

Specify: Product Number
Quantity
Tagging
Wood Finish

- Denotes item illustrated.
- ‡ Requires field sub-assembly.
Prices listed in Wood1 Finishes.
Stitched Proxy faux-leather has contrasting stitch; other colors available.

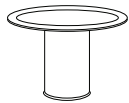


Square Tables



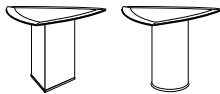
Product No.	List \$	Product No.	List \$	Product No.	List \$
1-Section			Square Plinth		
SquareTbl-1 42w 42d		GES.42	2734		
• SquareTbl-1 48w 48d		GES.48	2952		
SquareTbl-1 54w 54d		GES.54	3300		
SquareTbl-1 60w 60d		GES.60	3608		

Round Tables



Product No.	List \$	Product No.	List \$
1-Section		Cylinder Base	
RoundTbl-1 42 diam		GEC.42	3207
• RoundTbl-1 48 diam		GEC.48	3606
RoundTbl-1 54 diam		GEC.54	3986
RoundTbl-1 60 diam		GEC.60	4481
2-Section		Cylinder Base	
RoundTbl-2 66 diam		GEC.66	4580
RoundTbl-2 72 diam		GEC.72	5400

3-Sided Tables



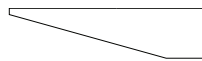
Product No.	List \$	Product No.	List \$
1-Section		Triangular Base	Cylinder Base
• 3-SidedTbl-1 48 per side		GET.48.T 4414	GET.48.C 4154
3-SidedTbl-1 54 per side		GET.54.T 4931	GET.54.C 4604
3-SidedTbl-1 60 per side		GET.60.T 5580	GET.60.C 5191

! Notes:

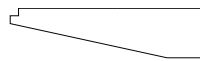
All units above are standard with wood tops and wood bases.
 An eased edge detail is standard on tops; see kerf option below.

+ Options:

- For aluminum top reveal, specify Option AR, add 10%
- For Proxy faux-leather top, specify Option LT, add 25%
- For Proxy faux-leather stitched top, specify Option SLT, add 30% (contrasting stitch is standard).
- For Proxy faux-leather base, specify Option LB, add 35%
- For Proxy faux-leather base stitched, specify Option SB, add 40% (contrasting stitch is standard).
- For tops ready for customer-installed stone, specify Option GT
- Power management solutions are available in the Options section of the price schedule.
- For kerf edge detail, specify Option KERF, add 3%



Standard



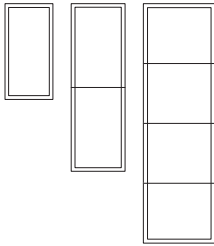
Option KERF

Specify: Product Number
 Quantity
 Tagging
 Wood Finish

- Denotes item illustrated.
- ‡ Requires field sub-assembly.
- Prices listed in Wood1 Finishes.
- Stitched Proxy faux-leather has contrasting stitch; other colors available.

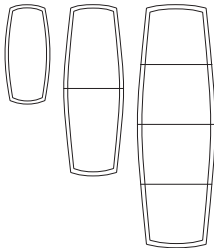


Rectangular Tables



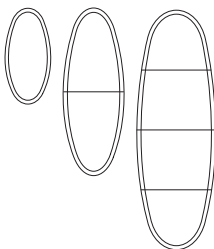
	Product No.	List \$	Product No.	List \$	Product No.	List \$
1-Section			Panel Base		Bowed Panel Base	Rect. Plinth Base
RectangleTbl-1 84w 42d	GER.8442.P	4464	GER.8442.B	4776	GER.8442.R	4654
RectangleTbl-1 96w 48d	GER.9648.P	5289	GER.9648.B	5601	GER.9648.R	5480
RectangleTbl-1 108w 48d	GER.10848.P	5662	GER.10848.B	5974	GER.10848.R	5851
RectangleTbl-1 120w 48d	GER.12048.P	6281	GER.12048.B	6592	GER.12048.R	6470
RectangleTbl-1 132w 48d	GER.13248.P	6743	GER.13248.B	7057	GER.13248.R	6935
2-Section			Panel Base		Bowed Panel Base	Rect. Plinth Base
RectangleTbl-1 144w 48d	GER.14448.P	8369	GER.14448.B	8680	GER.14448.R	8557
RectangleTbl-2 156w 54d	GER.15654.P	10311	GER.15654.B	10779	GER.15654.R	10595
RectangleTbl-2 168w 54d	GER.16854.P	11625	GER.16854.B	12093	GER.16854.R	11910
RectangleTbl-2 180w 57d	GER.18057.P	11856	GER.18057.B	12325	GER.18057.R	12141
RectangleTbl-2 192w 60d	GER.19260.P	12088	GER.19260.B	12557	GER.19260.R	12374
RectangleTbl-2 204w 60d	GER.20460.P	12866	GER.20460.B	13333	GER.20460.R	13151
4-Section			Panel Base		Bowed Panel Base	Rect. Plinth Base
RectangleTbl-4 216w 66d	GER.21666.P	13644	GER.21666.B	14268	GER.21666.R	14023
RectangleTbl-4 240w 72d	GER.24072.P	14570	GER.24072.B	15195	GER.24072.R	14950

Boat Tables



	Product No.	List \$	Product No.	List \$	Product No.	List \$
1-Section			Panel Base		Bowed Panel Base	Rect. Plinth Base
BoatTbl-1 84w 42/28d	GEB.8442.P	5807	GEB.8442.B	6119	GEB.8442.R	6000
BoatTbl-1 96w 48/32d	GEB.9648.P	6511	GEB.9648.B	6823	GEB.9648.R	6703
BoatTbl-1 108w 48/32d	GEB.10848.P	7496	GEB.10848.B	7807	GEB.10848.R	7687
BoatTbl-1 120w 51/34d	GEB.12051.P	8480	GEB.12051.B	8792	GEB.12051.R	8668
BoatTbl-1 132w 54/36d	GEB.13254.P	9605	GEB.13254.B	9916	GEB.13254.R	9796
2-Section			Panel Base		Bowed Panel Base	Rect. Plinth Base
BoatTbl-1 144w 57/36d	GEB.14457.P	10731	GEB.14457.B	11043	GEB.14457.R	10920
BoatTbl-2 156w 57/38d	GEB.15657.P	11970	GEB.15657.B	12438	GEB.15657.R	12255
BoatTbl-2 168w 60/40d	GEB.16860.P	13213	GEB.16860.B	13681	GEB.16860.R	13498
BoatTbl-2 180w 60/40d	GEB.18060.P	15696	GEB.18060.B	16165	GEB.18060.R	15983
4-Section			Panel Base		Bowed Panel Base	Rect. Plinth Base
BoatTbl-4 192w 63/42d	GEB.19263.P	16167	GEB.19263.B	16791	GEB.19263.R	16545
BoatTbl-4 204w 66/44d	GEB.20466.P	18189	GEB.20466.B	18814	GEB.20466.R	18568
BoatTbl-4 216w 72/48d	GEB.21672.P	18810	GEB.21672.B	19435	GEB.21672.R	19190
BoatTbl-4 240w 78/52d	GEB.24078.P	20359	GEB.24078.B	20982	GEB.24078.R	20738

Ellipse Tables



	Product No.	List \$	Product No.	List \$	Product No.	List \$
1-Section			Panel Base		Bowed Panel Base	Rect. Plinth Base
EllipseTbl-1 84w 42/28d	GEE.8442.P	6372	GEE.8442.B	6683	GEE.8442.R	6561
EllipseTbl-1 96w 48/32d	GEE.9648.P	7778	GEE.9648.B	8090	GEE.9648.R	7966
EllipseTbl-1 108w 48/32d	GEE.10848.P	8480	GEE.10848.B	8792	GEE.10848.R	8668
EllipseTbl-1 120w 51/34d	GEE.12051.P	9183	GEE.12051.B	9496	GEE.12051.R	9374
EllipseTbl-1 132w 54/36d	GEE.13254.P	10307	GEE.13254.B	10619	GEE.13254.R	10499
2-Section			Panel Base		Bowed Panel Base	Rect. Plinth Base
EllipseTbl-1 144w 57/36d	GEE.14457.P	11433	GEE.14457.B	11745	GEE.14457.R	11623
EllipseTbl-2 156w 57/38d	GEE.15657.P	13775	GEE.15657.B	14243	GEE.15657.R	14061
EllipseTbl-2 168w 60/40d	GEE.16860.P	16116	GEE.16860.B	16585	GEE.16860.R	16402
EllipseTbl-2 180w 60/40d	GEE.18060.P	18929	GEE.18060.B	19398	GEE.18060.R	19213
4-Section			Panel Base		Bowed Panel Base	Rect. Plinth Base
EllipseTbl-4 192w 63/42d	GEE.19263.P	18929	GEE.19263.B	19554	GEE.19263.R	19310
EllipseTbl-4 204w 66/44d	GEE.20466.P	20334	GEE.20466.B	20958	GEE.20466.R	20715
EllipseTbl-4 216w 72/48d	GEE.21672.P	21741	GEE.21672.B	22364	GEE.21672.R	22122
EllipseTbl-4 240w 78/52d	GEE.24078.P	24552	GEE.24078.B	25176	GEE.24078.R	24934


Specify: Product Number
Quantity
Tagging
Wood Finish

• Denotes item illustrated.
‡ Requires field sub-assembly.

Prices listed in Wood1 Finishes.

TUOHY

Video Conference Tables



	Product No.	List \$	Product No.	List \$	Product No.	List \$
1-Section						
	Panel Base		Bowed Panel Base		Rect. Plinth Base	
VideoTbl-1 84w 42/28d	GEV.8442.P	5807	GEV.8442.B	6119	GEV.8442.R	6000
VideoTbl-1 96w 48/32d	GEV.9648.P	6511	GEV.9648.B	6823	GEV.9648.R	6703
VideoTbl-1 108w 48/32d	GEV.10848.P	7496	GEV.10848.B	7807	GEV.10848.R	7687
VideoTbl-1 120w 51/34d	GEV.12051.P	8480	GEV.12051.B	8792	GEV.12051.R	8668
VideoTbl-1 132w 54/36d	GEV.13254.P	9605	GEV.13254.B	9916	GEV.13254.R	9796
2-Section						
	Panel Base		Bowed Panel Base		Rect. Plinth Base	
VideoTbl-1 144w 57/36d	GEV.14457.P	10731	GEV.14457.B	11043	GEV.14457.R	10920
VideoTbl-2 156w 57/38d	GEV.15657.P	11970	GEV.15657.B	12438	GEV.15657.R	12255
VideoTbl-2 168w 60/40d	GEV.16860.P	13213	GEV.16860.B	13681	GEV.16860.R	13498
VideoTbl-2 180w 60/40d	GEV.18060.P	15696	GEV.18060.B	16165	GEV.18060.R	15983
4-Section						
	Panel Base		Bowed Panel Base		Rect. Plinth Base	
VideoTbl-4 192w 63/42d	GEV.19263.P	16167	GEV.19263.B	16791	GEV.19263.R	16545
VideoTbl-4 204w 66/44d	GEV.20466.P	18189	GEV.20466.B	18814	GEV.20466.R	18568
VideoTbl-4 216w 72/48d	GEV.21672.P	18810	GEV.21672.B	19435	GEV.21672.R	19190
VideoTbl-4 240w 78/52d	GEV.24078.P	20359	GEV.24078.B	20982	GEV.24078.R	20738



Panel Base



Bowed Panel Base



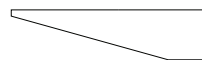
Rectangular Plinth

! Notes:

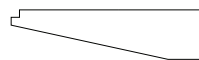
All units above are standard with wood tops and wood bases.
An eased edge detail is standard on tops; see kerf option below.

+ Options:

- For aluminum top reveal, specify Option AR, add 10%.
- For Proxy faux-leather top, specify Option LT, add 25%.
- For Proxy faux-leather stitched top, specify Option SLT, add 30% (contrasting stitch is standard).
- For Proxy faux-leather base, specify Option LB, add 35%.
- For Proxy faux-leather base stitched, specify Option SB, add 40% (contrasting stitch is standard).
- For tops ready for customer-installed stone, specify Option GT.
- Power management solutions are available in the Options section of the price schedule.
- For kerf edge detail, specify Option KERF, add 3%.



Standard



Option KERF



See the Terms & Options section at the front of this price list for POWER-DATA solutions.



Specify: Product Number
Quantity
Tagging
Wood Finish

- Denotes item illustrated.
- ‡ Requires field sub-assembly.
- Prices listed in Wood1 Finishes.
- Stitched Proxy faux-leather has contrasting stitch; other colors available.

