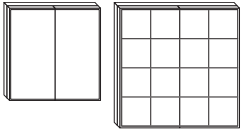


# GENEVA CONFERENCE

Design by Halsey, McCormack & Helmer

WALL VISUAL BOARDS	Q.2
MARKER BOARDS	Q.2
WALL RAILS	Q.2
WALL SHELVES	Q.2
LECTERNS	Q.3
TOWERS	Q.3
UTILITY/PHONE/FAX CONSOLES	Q.3
CREDENZAS	Q.4
BUFFET CREDENZAS	Q.5
CREDENZA INTERIOR BOX DRAWERS	Q.6
SQUARE TABLES	Q.7
ROUND TABLES	Q.7
3-SIDED TABLES	Q.7
RECTANGULAR TABLES	Q.8
BOAT TABLES	Q.8
ELLIPSE TABLES	Q.8
VIDEO CONFERENCE TABLES	Q.9

Wall Visual Boards

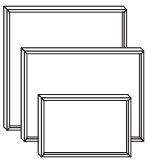


Group 1 Finishes		COM yd		Item No.	List \$	Item No.	List \$
• Visual Board NT 36wx36h	1.25	GEVB.3636	3348				
Visual Board NT 48wx36h	1.55	GEVB.4836	3480				
• Visual Board 48wx48h	1.55	GEVB.4848	3615				
Visual Board+Screen NT 48wx48h	1.55	GEVS.4848	3847				

Depth: 4.3  
Includes Map Rail, mounting kit, markers and eraser.  
Doors have veneer faces in an aluminum frame.

- + Options:
- For Proxy faux-leather doors, specify Option **LF**, add 40%.  
For Proxy faux-leather stitched doors, specify Option **SF**, add 45% (contrasting stitch is standard).  
For additional Map Rails, specify Option MR, add \$77 each.


Marker Boards



Porcelain Surface w. Wood Frame			
Marker Board 36wx24h		GEMB.3624	1042
Marker Board 48wx36h		GEMB.4836	1219
Marker Board 48wx48h		GEMB.4848	1399

Depth: 1.3  
Includes mounting kit, markers and eraser.

Wall Rails




For On-site Installation	Flush Cut Ends	Detail 3 Sides	
Wall Rail 36	GEWR.36	529	GEWR3.36 684
Wall Rail 48	GEWR.48	691	GEWR3.48 846
Wall Rail 60	GEWR.60	751	GEWR3.60 904
Wall Rail 72	GEWR.72	851	GEWR3.72 1005
Wall Rail 90	GEWR.90	1018	GEWR3.90 1171

Depth: 3 Height: 1.5  
! Notes:  
An eased edge detail is standard; see kerf option below.

- + Options:  
For kerf edge detail, specify Option KERF, add 3%

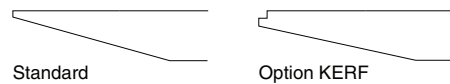
Wall Shelves



For On-site Installation	Flush Cut Ends	Detail 3 Sides	
Wall Shelf 36	GEWS.36	552	GEWSK.36 708
Wall Shelf 48	GEWS.48	727	GEWSK.48 881
Wall Shelf 60	GEWS.60	799	GEWSK.60 952
Wall Shelf 72	GEWS.72	910	GEWSK.72 1065
Wall Shelf 90	GEWS.90	1089	GEWSK.90 1243

Depth: 12 Height: 1.5  
! Notes:  
An eased edge detail is standard; see kerf option below.  
Wall Shelves have a load rating of 20 pounds per linear foot.

- + Options:  
Faux-leather insert options unavailable.  
For aluminum top reveal, specify Option AR, add 10%.  
For kerf edge detail, specify Option KERF, add 3%



Standard

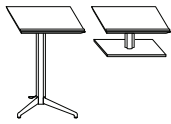
Option KERF

Specify: Item Number  
Quantity  
Tagging  
Wood Finish

- Denotes item illustrated.
- ‡ Requires field sub-assembly.

Prices listed in Group 1 Finishes.  
Stitched Proxy faux-leather has contrasting stitch; other colors available.

Lecterns



Group 1 Wood Finishes

Item No.	List \$	Item No.	List \$	Item No.	List \$
Freestanding Lectern				SYNG	1101
TableTop Lectern				GETL	893

Width: 24 Depth: 18 Heights: 44.4 (13 on Table Top unit)

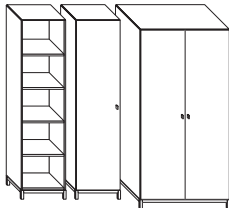
! Notes:

Base column finish is Satin Anodized Aluminum.

+ Options:

Standard leg finish is Resin Aluminum. For Polished Aluminum finish (legs only), specify Option AP; add \$46.  
For kerf edge detail, specify Option KERF, add 3%

Towers



18w 72h 3.5 Base		15d			24d
• Shelving		• GSTU.1815.72.3	2760		GSTU.1824.72.3 3178
• Cabinet LH		• GLTU.1815.72.3	2892		GLTU.1824.72.3 3307
Cabinet RH		GRTU.1815.72.3	2892		GRTU.1824.72.3 3307
Garment LH		—			GLGU.1824.72.3 3070
Garment RH		—			GRGU.1824.72.3 3070

30w 72h 3.5 Base		15d			24d
Shelving		GSTU.3015.72.3	3474		—
Cabinet		GDTU.3015.72.3	3694		GDTU.3024.72.3 4963
Cabinet-Garment		—			GCGU.3024.72.3 4749
Garment-Cabinet		—			GGCU.3024.72.3 4749
Garment		—			GDGU.3024.72.3 4534

36w 72h 3.5 Base		15d			24d
Shelving		GSTU.3615.72.3	3831		—
• Cabinet		GDTU.3615.72.3	4092		• GDTU.3624.72.3 5391
Cabinet-Garment		—			GCGU.3624.72.3 5154
Garment-Cabinet		—			GGCU.3624.72.3 5154
Garment		—			GDGU.3624.72.3 4916

Cabinet units have adjustable interior wood shelves.

Items listed above have wood surfaces and aluminum legs.

Backs are fully closed and unfinished on the rear face.

+ Options:

For door locks, specify Option DL and add \$124.

For finished closed back, change the 4th digit to F, add \$214.

For faux-leather doors, specify Option LF add \$523 per door.

For faux-leather stitched doors, specify Option SF add \$828 per door (contrasting stitch is standard).

Utility/Phone/Fax Consoles



30w 30h 12 Base ↯		15d			20d			24d
Phone-Fax UnfinishedBk		GDPU.3015.30.12	2325		GDPU.3020.30.12	2380		GDPU.3024.30.12 2433
Phone-Fax Finished Back		GDPF.3015.30.12	2397		GDPF.3020.30.12	2451		GDPF.3024.30.12 2504
• Phone-Fax Open FinishBk		GDPO.3015.30.12	2574		GDPO.3020.30.12	2630		GDPO.3024.30.12 2683

30w 30h 3.5 Base ↯		15d			20d			24d
Phone-Fax UnfinishedBk		GDPU.3015.30.3	2378		GDPU.3020.30.3	2433		GDPU.3024.30.3 2488
Phone-Fax Finished Back		GDPF.3015.30.3	2450		GDPF.3020.30.3	2504		GDPF.3024.30.3 2559
• Phone-Fax Open FinishBk		GDPO.3015.30.3	2629		GDPO.3020.30.3	2683		GDPO.3024.30.3 2736

! Notes

Units are available with a closed or open shelf/back, as listed above.

Prices shown are for Group 1 finishes; see the General Information section for other finish options.

Items listed above have wood surfaces, an open shelf and aluminum legs.

Credenzas have a kerf detail along edges and vertical corners.

Cabinet door locks are included.

+ Options:

For Proxy faux-leather doors, specify Option LF and add \$833.

For Proxy faux-leather stitched doors, specify Option SF and add \$1134 (contrasting stitch is standard).

For customer-supplied and installed stone tops, specify Option ST (no price change); templates provided.

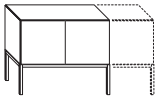
Specify: Item Number  
Quantity  
Tagging  
Wood Finish

• Denotes item illustrated.  
‡ Requires field sub-assembly.  
↯ Includes locks  
Stitched Proxy faux-leather has contrasting stitch; other colors available.

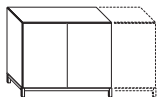
April 14, 2010  
December 4, 2009  
June 1, 2008



Credenzas



		ItemNo	List \$	ItemNo	List \$	ItemNo	List \$	
30h 12 Base	Back	15d		20d		24d		
Credenza 30h 12 Base	Unfinished	GC151-	261	GC201-	278	GC241-	293	
Credenza 30h 12 Base	Finished	GD151-	261	GD201-	278	GD241-	293	
		▲		▲		▲		
Pedestal Menu ↯	w	Unfinished Back 15d		20d		24d		Finished Back Add \$
Shelving 15w	15	B	1193	B	1295	B	1401	29
Shelving 18w	18	C	1251	C	1359	C	1470	37
Shelving 30w	30	E	1480	E	1601	E	1721	67
Shelving 36w	36	F	1652	F	1779	F	1905	76
Cabinet-LH 15w	15	N	1489	N	1596	N	1706	29
Cabinet-LH 18w	18	P	1548	P	1662	P	1778	37
Cabinet-RH 15w	15	R	1489	R	1596	R	1706	29
Cabinet-RH 18w	18	S	1548	S	1662	S	1778	37
Double Cabinet 30w	30	U	1864	U	1993	U	2117	67
Double Cabinet 36w	36	V	1955	V	2088	V	2219	76
Box/File 18w	18	—	—	M	1923	M	2029	78
3Box 18w	18	—	—	D	2115	D	2221	78
LatBox/LatFile 30w	30	—	—	T	2299	T	2421	78
LatBox/LatFile 36w	36	—	—	G	2525	G	2661	127



		ItemNo	List \$	ItemNo	List \$	ItemNo	List \$	
30h 3.5 Base	Back	15d		20d		24d		
Credenza 30h 3.5 Base	Unfinished	GC15-	283	GC20-	302	GC24-	318	
Credenza 30h 3.5 Base	Finished	GD15-	283	GD20-	302	GD24-	318	
		▲		▲		▲		
Pedestal Menu ↯	w	Unfinished Back 15d		20d		24d		Finished Back Add \$
Shelving 15w	15	B	1298	B	1408	B	1522	32
Shelving 18w	18	C	1358	C	1478	C	1596	42
Shelving 30w	30	E	1610	E	1740	E	1872	74
Shelving 36w	36	F	1797	F	1932	F	2072	85
Cabinet-LH 15w	15	N	1608	N	1726	N	1844	32
Cabinet-LH 18w	18	P	1672	P	1797	P	1922	42
Cabinet-RH 15w	15	R	1608	R	1726	R	1844	32
Cabinet-RH 18w	18	S	1672	S	1797	S	1922	42
Double Cabinet 30w	30	U	2018	U	2156	U	2291	74
Double Cabinet 36w	36	V	2115	V	2260	V	2403	85
2File 18w	18	—	—	W	2020	W	2112	87
2Box/File 18w	18	—	—	Y	2101	Y	2209	87
4Box 18w	18	—	—	0	2293	0	2401	87
2LatFile 30w	30	—	—	2	2448	2	2569	141
2LatFile 36w	36	—	—	3	2681	3	2815	156
2LatBox/LatFile 30w	30	—	—	6	2619	6	2739	141
2LatBox/LatFile 36w	36	—	—	7	2861	7	2997	156
LatBox/DbfCab 30w	30	—	—	8	2517	8	2638	74
LatBox/DbfCab 36w	36	—	—	9	2693	9	2829	85

See the ordering information on the opposite page.

! Note:

All file drawers at 20d, listed above and on opposite page, have front-to-back filing only for legal size files.

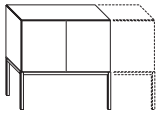
Specify: Item Number  
Quantity  
Tagging  
Wood Finish

- Denotes item illustrated.
- ‡ Requires field sub-assembly.
- ↯ Includes locks

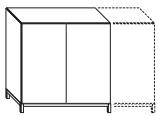
Prices listed in Group 1 Finishes.



Buffet Credenzas



		ItemNo	List \$	ItemNo	List \$	ItemNo	List \$	
36h 15 Base	Back	15d		20d		24d		
Buffet 36h 15 Base	Unfinished	GE151-	283	GE201-	302	GE241-	318	
Buffet 36h 15 Base	Finished	GF151-	283	GF201-	302	GF241-	318	
		▲		▲		▲		
Pedestal Menu -	w	Unfinished Back 15d		20d		24d		Finished Back Add \$
Shelving 15w	15	B	1298	B	1408	B	1522	31
Shelving 18w	18	C	1358	C	1478	C	1596	38
Shelving 30w	30	E	1610	E	1740	E	1872	71
Shelving 36w	36	F	1797	F	1932	F	2072	79
Cabinet-LH 15w	15	N	1608	N	1726	N	1844	31
Cabinet-LH 18w	18	P	1672	P	1797	P	1922	38
Cabinet-RH 15w	15	R	1608	R	1726	R	1844	31
Cabinet-RH 18w	18	S	1672	S	1797	S	1922	38
Double Cabinet 30w	30	U	2018	U	2156	U	2291	71
Double Cabinet 36w	36	V	2115	V	2260	V	2403	79
LatBox/DbfCab 30w	30	—	—	8	2517	8	2638	71
LatBox/DbfCab 36w	36	—	—	9	2693	9	2829	79



		ItemNo	List \$	ItemNo	List \$	ItemNo	List \$	
36h 3.5 Base	Back	15d		20d		24d		
Buffet 36h 3.5 Base	Unfinished	GE15-	294	GE20-	313	GE24-	332	
Buffet 36h 3.5 Base	Finished	GF15-	294	GF20-	313	GF24-	332	
		▲		▲		▲		
Pedestal Menu -	w	Unfinished Back 15d		20d		24d		Finished Back Add \$
Shelving 15w	15	B	1361	B	1479	B	1597	33
Shelving 18w	18	C	1427	C	1551	C	1675	44
Shelving 30w	30	E	1689	E	1828	E	1967	77
Shelving 36w	36	F	1887	F	2029	F	2174	89
Cabinet-LH 15w	15	N	1683	N	1806	N	1929	33
Cabinet-LH 18w	18	P	1751	P	1881	P	2012	44
Cabinet-RH 15w	15	R	1683	R	1806	R	1929	33
Cabinet-RH 18w	18	S	1751	S	1881	S	2012	44
Double Cabinet 30w	30	U	2112	U	2257	U	2400	77
Double Cabinet 36w	36	V	2215	V	2368	V	2518	89
LatBox/2LatFile 30w	30	—	—	4	2785	4	2919	148
LatBox/2LatFile 36w	36	—	—	5	3040	5	3188	163
LatBox/DbfCab 30w	30	—	—	8	2634	8	2761	77
LatBox/DbfCab 36w	36	—	—	9	2819	9	2963	89

How to Order Credenzas and Buffet Credenzas:

Choose the Credenza or Buffet format desired from each of the four listings above and on the opposite page. Note the ItemNo and List \$ that correspond to the depth and back (finished/unfinished) desired. Follow the ItemNo column down until you have located the first (left-most) pedestal desired, then append the letter/number code to the original item number and add the price to the original price. Continue adding pedestals in this manner until your unit is complete. The overall credenza or buffet width will be the accumulated widths of all pedestals chosen; the overall price will be the accumulated prices and the final item number will be the original number plus all of the letter codes for the pedestals added. The maximum running width is 120 inches; units over 72 inches ship in two sections and require assembly. Tops are finished. See also the information on the following page.

Sample Order

36h, 3.5 Base, 20d, Finished Back

w	ItemNo	List \$	Add \$
--	GF20-	313	0
18	P	1881	44
36	5	3040	163
18	S	1881	44

GF20-P5S = \$7366 List



Specify: Item Number  
Quantity  
Tagging  
Wood Finish

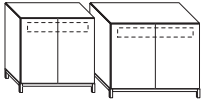
- Denotes item illustrated.
- ‡ Requires field sub-assembly.
- Includes locks

Prices listed in Group 1 Finishes.

June 1, 2008

Q.5

Credenza Interior Box Drawers



	ItemNo	List \$	ItemNo	List \$	ItemNo	List \$
Interior Box Drawers	15d		20d		24d	
• Int BoxDwr 30w Cabinet Modules	GB3015	425	GB3020	482	GB3024	518
• Int BoxDwr 36w Cabinet Modules	GB3615	465	GB3620	523	GB3624	561

Interior Box Drawers may be added to any cabinet and are field-installed.  
 Dimensions: Full interior width minus allowance for cabinet hinges; full interior depth; 6h

- ! Notes—for all Credenzas and Buffet Credenzas  
 The maximum running width is 120 inches; units over 72 inches ship in two sections and require assembly.  
 Prices shown here regard Group 1 finishes; note surcharges for Group 2 finish.  
 Geneva credenzas are not modular. Tops, faces and back panels are each made from single pieces of veneer to guarantee consistency of grain and color.  
 Items listed above have wood surfaces and aluminum legs. Backs are unfinished on the rear face.  
 Credenzas have a kerf detail along edges and vertical corners.  
 All cabinet and drawer pedestals include locks.
- + Options:  
 For Proxy faux-leather doors, specify Option **LF** and add \$417 per door.  
 For Proxy faux-leather stitched doors, specify Option **SF** and add \$567 per door (contrasting stitch std).  
 For drawer/door locks, specify Option **DL** and add \$119 per door or drawer. No locks available on faux leather doors.  
 For customer-supplied and installed stone tops, specify Option **ST** (no price change); templates provided.

To Specify Credenzas

- 1 Construct the Item Number and List Price:  
 Choose the format desired and note the starting Prefix Code and List \$ for the depth required.  
 Specify pedestal sequence L to R by adding the Ped Code and \$ for the depth required to the Prefix Code and List \$.  
 The overall width is the sum of the pedestal widths you have added. Maximum width is 120 inches; units over 90 inches will require some field assembly.
- 2 Required Specifications  
 Item number and price.  
 Quantity and Tagging information.  
 Wood finish selection.  
 Faux leather color selection if applicable (see Proxy Collection).
- 3 Options, as listed above.

CONFERENCE:

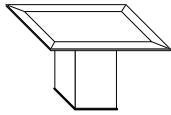
GENEVA

Specify: Item Number  
 Quantity  
 Tagging  
 Wood Finish

• Denotes item illustrated.  
 ‡ Requires field sub-assembly.  
 Prices listed in Group 1 Finishes.  
 Stitched Proxy faux-leather has contrasting stitch; other colors available.

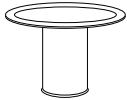


Square Tables



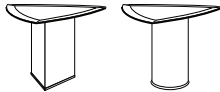
Item No.	List \$	Item No.	List \$	Item No.	List \$
1-Section			Square Plinth		
SquareTbl-1 42w 42d				GES.42	2502
• SquareTbl-1 48w 48d				GES.48	2702
SquareTbl-1 54w 54d				GES.54	3020
SquareTbl-1 60w 60d				GES.60	3302

Round Tables



Item No.	List \$	Item No.	List \$	Item No.	List \$
1-Section			Cylinder Base		
RoundTbl-1 42 diam				GEC.42	2935
• RoundTbl-1 48 diam				GEC.48	3300
RoundTbl-1 54 diam				GEC.54	3648
RoundTbl-1 60 diam				GEC.60	4100
2-Section			Cylinder Base		
RoundTbl-2 66 diam				GEC.66	4191
RoundTbl-2 72 diam				GEC.72	4942

3-Sided Tables



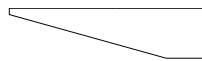
Item No.	List \$	Item No.	List \$	Item No.	List \$
1-Section		Triangular Base		Cylinder Base	
• 3-SidedTbl-1 48 per side		GET.48.T	4039	GET.48.C	3802
3-SidedTbl-1 54 per side		GET.54.T	4513	GET.54.C	4214
3-SidedTbl-1 60 per side		GET.60.T	5106	GET.60.C	4750

! Notes:

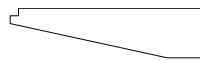
All units above are standard with wood tops and wood bases.  
An eased edge detail is standard on tops; see kerf option below.

+ Options:

- For aluminum top reveal, specify Option AR, add 10%
- For Proxy faux-leather top, specify Option LT, add 25%
- For Proxy faux-leather stitched top, specify Option SLT, add 30% (contrasting stitch is standard).
- For Proxy faux-leather base, specify Option LB, add 35%
- For Proxy faux-leather base stitched, specify Option SB, add 40% (contrasting stitch is standard).
- For tops ready for customer-installed stone, specify Option GT
- Power management solutions are available in the Options section of the price schedule.
- For kerf edge detail, specify Option KERF, add 3%



Standard



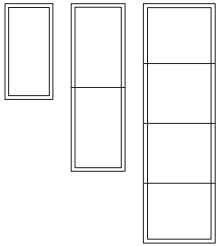
Option KERF



Specify: Item Number  
Quantity  
Tagging  
Wood Finish

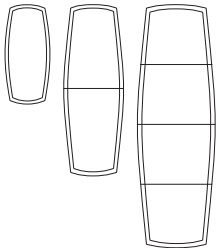
- Denotes item illustrated.
- ‡ Requires field sub-assembly.
- Prices listed in Group 1 Finishes.
- Stitched Proxy faux-leather has contrasting stitch; other colors available.

Rectangular Tables



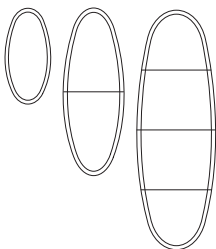
	Item No.	List \$	Item No.	List \$	Item No.	List \$
<b>1-Section</b>			<b>Panel Base</b>		<b>Bowed Panel Base</b>	<b>Rect. Plinth Base</b>
RectangleTbl-1 84w 42d	GER.8442.P	4085	GER.8442.B	4371	GER.8442.R	4258
RectangleTbl-1 96w 48d	GER.9648.P	4840	GER.9648.B	5126	GER.9648.R	5015
RectangleTbl-1 108w 48d	GER.10848.P	5182	GER.10848.B	5467	GER.10848.R	5355
RectangleTbl-1 120w 48d	GER.12048.P	5748	GER.12048.B	6033	GER.12048.R	5921
RectangleTbl-1 132w 48d	GER.13248.P	6171	GER.13248.B	6457	GER.13248.R	6347
RectangleTbl-1 144w 48d	GER.14448.P	7658	GER.14448.B	7944	GER.14448.R	7831
<b>2-Section</b>			<b>Panel Base</b>		<b>Bowed Panel Base</b>	<b>Rect. Plinth Base</b>
RectangleTbl-2 156w 54d	GER.15654.P	9436	GER.15654.B	9864	GER.15654.R	9695
RectangleTbl-2 168w 54d	GER.16854.P	10638	GER.16854.B	11067	GER.16854.R	10899
RectangleTbl-2 180w 57d	GER.18057.P	10850	GER.18057.B	11279	GER.18057.R	11111
RectangleTbl-2 192w 60d	GER.19260.P	11062	GER.19260.B	11491	GER.19260.R	11324
RectangleTbl-2 204w 60d	GER.20460.P	11774	GER.20460.B	12202	GER.20460.R	12035
<b>4-Section</b>			<b>Panel Base</b>		<b>Bowed Panel Base</b>	<b>Rect. Plinth Base</b>
RectangleTbl-4 216w 66d	GER.21666.P	12486	GER.21666.B	13057	GER.21666.R	12833
RectangleTbl-4 240w 72d	GER.24072.P	13334	GER.24072.B	13905	GER.24072.R	13682

Boat Tables



	Item No.	List \$	Item No.	List \$	Item No.	List \$
<b>1-Section</b>			<b>Panel Base</b>		<b>Bowed Panel Base</b>	<b>Rect. Plinth Base</b>
BoatTbl-1 84w 42/28d	GEB.8442.P	5315	GEB.8442.B	5600	GEB.8442.R	5490
BoatTbl-1 96w 48/32d	GEB.9648.P	5958	GEB.9648.B	6244	GEB.9648.R	6134
BoatTbl-1 108w 48/32d	GEB.10848.P	6860	GEB.10848.B	7145	GEB.10848.R	7035
BoatTbl-1 120w 51/34d	GEB.12051.P	7760	GEB.12051.B	8046	GEB.12051.R	7933
BoatTbl-1 132w 54/36d	GEB.13254.P	8789	GEB.13254.B	9075	GEB.13254.R	8965
BoatTbl-1 144w 57/36d	GEB.14457.P	9820	GEB.14457.B	10106	GEB.14457.R	9993
<b>2-Section</b>			<b>Panel Base</b>		<b>Bowed Panel Base</b>	<b>Rect. Plinth Base</b>
BoatTbl-2 156w 57/38d	GEB.15657.P	10954	GEB.15657.B	11383	GEB.15657.R	11215
BoatTbl-2 168w 60/40d	GEB.16860.P	12091	GEB.16860.B	12520	GEB.16860.R	12352
BoatTbl-2 180w 60/40d	GEB.18060.P	14364	GEB.18060.B	14793	GEB.18060.R	14626
<b>4-Section</b>			<b>Panel Base</b>		<b>Bowed Panel Base</b>	<b>Rect. Plinth Base</b>
BoatTbl-4 192w 63/42d	GEB.19263.P	14795	GEB.19263.B	15366	GEB.19263.R	15141
BoatTbl-4 204w 66/44d	GEB.20466.P	16646	GEB.20466.B	17217	GEB.20466.R	16992
BoatTbl-4 216w 72/48d	GEB.21672.P	17214	GEB.21672.B	17785	GEB.21672.R	17561
BoatTbl-4 240w 78/52d	GEB.24078.P	18631	GEB.24078.B	19202	GEB.24078.R	18979

Ellipse Tables



	Item No.	List \$	Item No.	List \$	Item No.	List \$
<b>1-Section</b>			<b>Panel Base</b>		<b>Bowed Panel Base</b>	<b>Rect. Plinth Base</b>
EllipseTbl-1 84w 42/28d	GEE.8442.P	5831	GEE.8442.B	6116	GEE.8442.R	6004
EllipseTbl-1 96w 48/32d	GEE.9648.P	7117	GEE.9648.B	7403	GEE.9648.R	7290
EllipseTbl-1 108w 48/32d	GEE.10848.P	7760	GEE.10848.B	8046	GEE.10848.R	7933
EllipseTbl-1 120w 51/34d	GEE.12051.P	8404	GEE.12051.B	8689	GEE.12051.R	8579
EllipseTbl-1 132w 54/36d	GEE.13254.P	9433	GEE.13254.B	9718	GEE.13254.R	9608
EllipseTbl-1 144w 57/36d	GEE.14457.P	10463	GEE.14457.B	10749	GEE.14457.R	10636
<b>2-Section</b>			<b>Panel Base</b>		<b>Bowed Panel Base</b>	<b>Rect. Plinth Base</b>
EllipseTbl-2 156w 57/38d	GEE.15657.P	12606	GEE.15657.B	13034	GEE.15657.R	12867
EllipseTbl-2 168w 60/40d	GEE.16860.P	14749	GEE.16860.B	15178	GEE.16860.R	15010
EllipseTbl-2 180w 60/40d	GEE.18060.P	17323	GEE.18060.B	17751	GEE.18060.R	17583
<b>4-Section</b>			<b>Panel Base</b>		<b>Bowed Panel Base</b>	<b>Rect. Plinth Base</b>
EllipseTbl-4 192w 63/42d	GEE.19263.P	17323	GEE.19263.B	17894	GEE.19263.R	17672
EllipseTbl-4 204w 66/44d	GEE.20466.P	18609	GEE.20466.B	19180	GEE.20466.R	18957
EllipseTbl-4 216w 72/48d	GEE.21672.P	19896	GEE.21672.B	20467	GEE.21672.R	20245
EllipseTbl-4 240w 78/52d	GEE.24078.P	22469	GEE.24078.B	23040	GEE.24078.R	22818


Specify: Item Number  
Quantity  
Tagging  
Wood Finish

• Denotes item illustrated.  
‡ Requires field sub-assembly.

Prices listed in Group 1 Finishes.



Video Conference Tables



	Item No.	List \$	Item No.	List \$	Item No.	List \$
<b>1-Section</b>						
	Panel Base		Bowed Panel Base		Rect. Plinth Base	
VideoTbl-1	84w 42/28d	GEV.8442.P 5315	GEV.8442.B 5600	GEV.8442.R 5490		
VideoTbl-1	96w 48/32d	GEV.9648.P 5958	GEV.9648.B 6244	GEV.9648.R 6134		
VideoTbl-1	108w 48/32d	GEV.10848.P 6860	GEV.10848.B 7145	GEV.10848.R 7035		
VideoTbl-1	120w 51/34d	GEV.12051.P 7760	GEV.12051.B 8046	GEV.12051.R 7933		
VideoTbl-1	132w 54/36d	GEV.13254.P 8789	GEV.13254.B 9075	GEV.13254.R 8965		
VideoTbl-1	144w 57/36d	GEV.14457.P 9820	GEV.14457.B 10106	GEV.14457.R 9993		
<b>2-Section</b>						
	Panel Base		Bowed Panel Base		Rect. Plinth Base	
VideoTbl-2	156w 57/38d	GEV.15657.P 10954	GEV.15657.B 11383	GEV.15657.R 11215		
VideoTbl-2	168w 60/40d	GEV.16860.P 12091	GEV.16860.B 12520	GEV.16860.R 12352		
VideoTbl-2	180w 60/40d	GEV.18060.P 14364	GEV.18060.B 14793	GEV.18060.R 14626		
<b>4-Section</b>						
	Panel Base		Bowed Panel Base		Rect. Plinth Base	
VideoTbl-4	192w 63/42d	GEV.19263.P 14795	GEV.19263.B 15366	GEV.19263.R 15141		
VideoTbl-4	204w 66/44d	GEV.20466.P 16646	GEV.20466.B 17217	GEV.20466.R 16992		
VideoTbl-4	216w 72/48d	GEV.21672.P 17214	GEV.21672.B 17785	GEV.21672.R 17561		
VideoTbl-4	240w 78/52d	GEV.24078.P 18631	GEV.24078.B 19202	GEV.24078.R 18979		



Panel Base



Bowed Panel Base



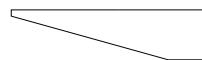
Rectangular Plinth

! Notes:

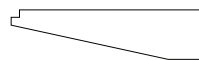
All units above are standard with wood tops and wood bases.  
An eased edge detail is standard on tops; see kerf option below.

+ Options:

- For aluminum top reveal, specify Option AR, add 10%.
- For Proxy faux-leather top, specify Option LT, add 25%.
- For Proxy faux-leather stitched top, specify Option SLT, add 30% (contrasting stitch is standard).
- For Proxy faux-leather base, specify Option LB, add 35%.
- For Proxy faux-leather base stitched, specify Option SB, add 40% (contrasting stitch is standard).
- For tops ready for customer-installed stone, specify Option GT.
- Power management solutions are available in the Options section of the price schedule.
- For kerf edge detail, specify Option KERF, add 3%.




Standard



Option KERF



See the Accessories & Options section at the front of this price list for POWER-DATA solutions.



Specify: Item Number  
Quantity  
Tagging  
Wood Finish

- Denotes item illustrated.
- ‡ Requires field sub-assembly.
- Prices listed in Group 1 Finishes.
- Stitched Proxy faux-leather has contrasting stitch; other colors available.

December 12, 2009

June 1, 2008

