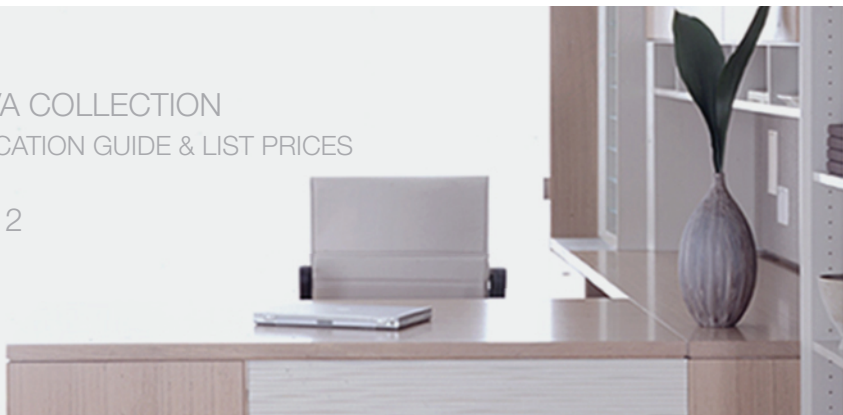


GENEVA COLLECTION  
SPECIFICATION GUIDE & LIST PRICES

04.15.12



TUOHY



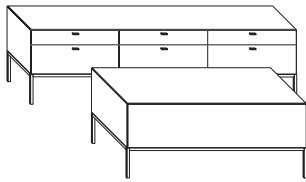
## GENEVA CASEGOODS

Design:  
Halsey, McCormack & Helmer

TYPICALS	106	PEDESTALS 28H	118
DESKS/HALF-PANEL	108	PEDESTALS 40H/54H	120
DESK-TABLES AND TABLES	110	PEDESTALS, MOBILE	121
DESKS	111	HUTCHES	122
RUNOFFS	113	WALL HUTCHES	124
BRIDGES	114	FABRIC PANELS, WALL HUNG	125
CREDENZA TOPS	115	TOWERS	126
CREDENZA SUPPORT KEEL	116		
L/T PANELS	116		
MODESTY PANELS	117		

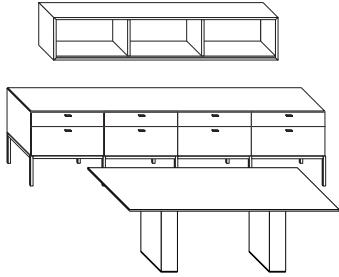
GENEVA TYPICALS

FREIGHT INCLUDED  
APRIL 15, 2012



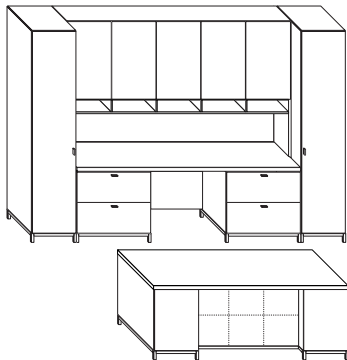
G1  
Desk/HalfPnl 72x36 BF-BF  
Credenza/HalfPnl 24d, (3) LatBox/LatFile 30w

Product No.	List \$	Qty
GAAP.MF	7248	1
GG241-TTT	7507	1
Standard Price	14755	



G2  
RectangleTbl-1 84w 42d  
Credenza 30h 12 Base: 120w, (4) LatBox/LatFile 30w  
WallHutch: WoodShelf1 90

GER.8442.P	4334	1
GG241-TTTT	9907	1
GMA.PB	3398	1
Standard Price	17639	



G3  
Desk 78x36, 3.5 Base  
Stitch Proxy modesty panel  
Pedestal 28h 3.5 Base, 24d, 2LatFile 30  
Modesty-Panel: 30, 3.5 Base  
CredenzaTop24: 90  
Hutch85: Cabinet2/Cubby 90, Fabric Back Panel  
Stitched Proxy-Wrapped Doors  
Tower 85/24: Cabinet LH 18, 3.5 Base  
Tower 85/24: Garment RH 18, 3.5 Base

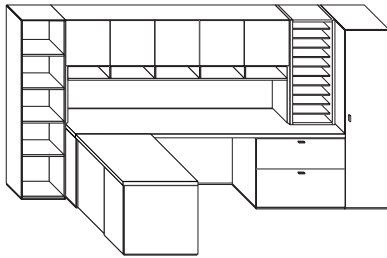
GAAA.NF	7667	1
Option SM	1327	1
GKBU24-2	2982	2
GJUU.E	584	1
GFAL.PD	1117	1
GLJF.PB8	6515	1
Option LS	602	5
GPBU.CD8	4038	1
GPFU.CD8	3641	1
Standard Price	29526	
Total with Options	33863	

PRIVATE OFFICE: GENEVA

Specify: Product Number  
Quantity  
Tagging  
Wood Finish  
Hardware Finish

• Denotes Item is illustrated.  
⊃ Includes locks.  
‡ Requires field sub-assembly.

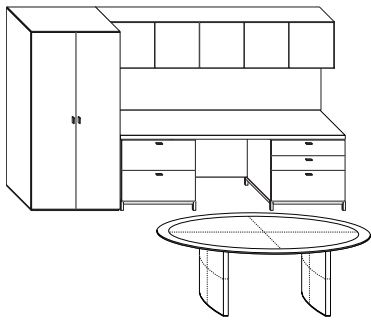
Prices listed in Wood1 Finishes.



G4

- Runoff30 Top: 54
- Modesty-Panel: 36, 0.5 Base Trim
- Pedestal 28h, 0.5 Base Trim, 2Box/File 18
- CredenzaTop24: 108
- L-Panel 36x24 LH, 0.5 Base Trim
- T-Panel FinBack 36x9, 0.5 Base Trim
- Pedestal 28h, 0.5 Base Trim, 2LatFile 36
- Hutch72: Cabinet1/Cubby 90, Fabric Back Panel
- Hutch72: PaperManager 18d
- Tower 72/15: Shelving 18, 0.5 Base Trim
- Tower 72/24: Cabinet RH 18, 0.5 Base Trim

Product No.	List \$	Qty
GBAL.JE	883	1
GJV.FF	723	1
GKAF36-Y	2313	1
GFAL.RD	1304	1
GHRU.FD	622	1
GHTU.F9	545	1
GKAU24-3	2349	1
GLGF.PBM	5931	1
GLNW.CCM	3953	1
GPKU.CBM	3046	1
GPMU.CDM	3389	1
<b>Standard Price</b>		<b>25058</b>



G5

- EllipseTbl-1 84w 42/28d, Bowed Panel Base
- Kerf Detail
- Proxy Stitched Top
- Proxy Stitched Base
- Pedestal 28h 3.5 Base, 2LatFile 30w
- Modesty-Access: 30, 3.5 Base
- Pedestal 28h 3.5 Base, 2LatBox/LatFile 30w
- CredenzaTop24: 90
- WallHutch: Cabinet1 90
- Fabric Wall Panel: 90
- Tower 72/24: Garment: Cab 36, 0.5 Base Trim

GEE.8442.B	6488	1
Option KERF	196	1
Option SLT	1948	1
Option SB	2595	1
GKBU24-2	2982	1
GJWU.E	714	1
GKBU24-6	3078	1
GFAL.PD	1117	1
GMF.PB	4154	1
LN-90-23.4	545	1
GPRU.FDM	4147	1
<b>Standard Price</b>		<b>23225</b>
<b>Total with Options</b>		<b>27964</b>

PRIVATE OFFICE: GENEVA

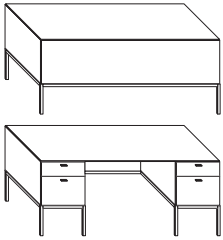


Specify: Product Number  
 Quantity  
 Tagging  
 Wood Finish  
 Hardware Finish

- Denotes Item is illustrated.
- ↪ Includes locks.
- ‡ Requires field sub-assembly.

Prices listed in Wood1 Finishes.

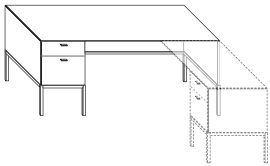
Desks/Half-Panel, Dbl Pedestal



	Product No.	List \$
Rectangular Top - w 36d 29.9h	Freestanding	
Desk/HalfPnl 66x36 BF-BF 66	GAAP.LF	7163
• Desk/HalfPnl 72x36 BF-BF 72	GAAP.MF	7248
Desk/HalfPnl 78x36 BF-BF 78	GAAP.NF	7318

! Notes:  
Locks are included.  
Options:  
For owner-supplied and installed stone tops (templates provided), specify Option ST.

Desks/Half-Panel, Sgl Pedestal

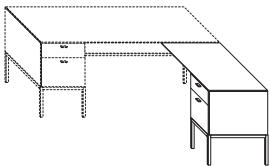


	Product No.	List \$
Open-BF - w 36d 29.9h	Freestanding	
Desk1/HalfPnl 66x36 Open-BF 66	GAAQ.LF	5544
Desk1/HalfPnl 72x36 Open-BF 72	GAAQ.MF	5630
Desk1/HalfPnl 78x36 Open-BF 78	GAAQ.NF	5702

	Product No.	List \$
BF-Open 36d		
Desk1/HalfPnl 66x36 BF-Open 66	GAAR.LF	5544
• Desk1/HalfPnl 72x36 BF-Open 72	GAAR.MF	5630
Desk1/HalfPnl 78x36 BF-Open 78	GAAR.NF	5702

! Notes:  
Locks are included.  
Options:  
• For Runoff or Bridge Attachment, specify Option AT, add \$114.  
For owner-supplied and installed stone tops (templates provided), specify Option ST.

Runoffs/Half-Panel

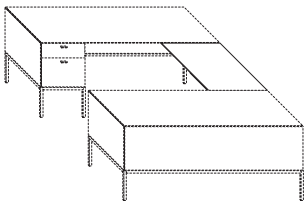


	Product No.	List \$
LH - w 24d 1.5th		
Runoff/HalfPnl LH: 42 BF 42	GBAQ.G	3632
Runoff/HalfPnl LH: 48 BF 48	GBAQ.H	3690
Runoff/HalfPnl LH: 54 BF 54	GBAQ.J	3751
Runoff/HalfPnl LH: 60 LatB-LatF 60	GBAS.K	4106

	Product No.	List \$
RH - w 24d 1.5th		
Runoff/HalfPnl RH: 42 BF 42	GBAR.G	3632
Runoff/HalfPnl RH: 48 BF 48	GBAR.H	3690
Runoff/HalfPnl RH: 54 BF 54	GBAR.J	3751
Runoff/HalfPnl RH: 60 LatB-LatF 60	GBAT.K	4106

Options:  
For owner-supplied and installed stone tops (templates provided), specify Option ST.

Bridges/Half-Panel



	Product No.	List \$
With Back Panel ‡ w 24d 29.9h		
Bridge/HalfPnl: 36 36	GCAV.F	1615
Bridge/HalfPnl: 42 42	GCAV.G	1687
Bridge/HalfPnl: 48 48	GCAV.H	1773
Bridge/HalfPnl: 54 54	GCAV.J	1832

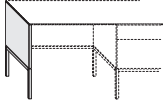
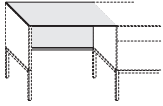
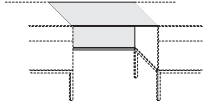
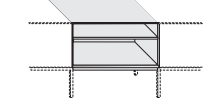
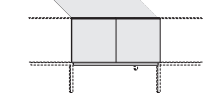
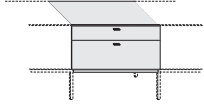
	Product No.	List \$
Top Only w 24d 1.5th		
Bridge24Top: 36 36	GCAW.F	808
Bridge24Top: 42 42	GCAW.G	844
Bridge24Top: 48 48	GCAW.H	886
Bridge24Top: 54 54	GCAW.J	916

! Notes:  
Width dimensions shown above are nominal.  
Options:  
For owner-supplied and installed stone tops (templates provided), specify Option ST.

Specify: Product Number  
Quantity  
Tagging  
Wood Finish  
Hardware Finish

• Denotes Item is illustrated.  
- Includes locks.  
‡ Requires field sub-assembly.

Prices listed in Wood1 Finishes.

Credenzas/Half-Panel	Includes Top ↯	w	Product No.		List \$	
			Unfinished Back	Finished Back	Product No.	List \$
	Credenza/HalfPnl	24d	GG241-	312	GH241-	312
	• End Panel	1	A	350	A	350
	End Panel - For Runoff/Bridge	1	Q	375	Q	375
	End/Back Panel 23w	23	23	1093	23	1132
	End/Back Panel 29w	29	29	1132	29	1194
	• End/Back Panel 35w	35	35	1173	35	1252
	End/Back Panel 41w	41	41	1225	41	1325
	End/Back Panel 47w	47	47	1290	47	1411
	End/Back Panel 53w	53	53	1329	53	1471
	Kneehole Panel 24w	24	24	1093	24	1132
	Kneehole Panel 30w	30	30	1132	30	1194
	• Kneehole Panel 36w	36	36	1173	36	1252
	Kneehole Panel 42w	42	42	1225	42	1325
	Kneehole Panel 48w	48	48	1290	48	1411
	Kneehole Panel 54w	54	54	1329	54	1471
	Shelving 15w	15	B	1489	B	1520
	Shelving 18w	18	C	1563	C	1603
	Shelving 30w	30	E	1830	E	1901
	• Shelving 36w	36	F	2026	F	2106
	Cabinet-LH 15w	15	N	1688	N	1719
	Cabinet-LH 18w	18	P	1765	P	1805
	Cabinet-RH 15w	15	R	1688	R	1719
	Cabinet-RH 18w	18	S	1765	S	1805
	Double Cabinet 30w	30	U	2126	U	2198
	• Double Cabinet 36w	36	V	2235	V	2315
	Box/File 18w	18	M	1982	M	2065
	3Box 18w	18	D	2187	D	2269
	LatBox/LatFile 30w	30	T	2399	T	2480
	• LatBox/LatFile 36w	36	G	2654	G	2789

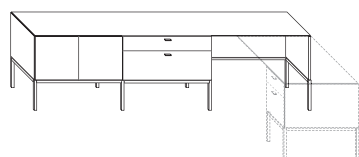
! For owner-supplied and installed stone tops (templates provided), specify Option ST.

Ordering Credenza/Half-Panel Units:

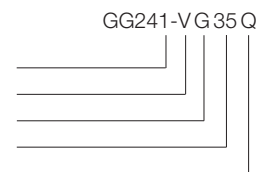
Note the ProductNo and List \$ that correspond to an Unfinished or Finished Back Panel. Follow the ProductNo column down until you have located the first (left-most) end panel or pedestal desired, then append the letter/number code to the original item number and add the price to the original price. Continue adding modules in this manner until your unit is complete.

The overall unit width will be the accumulated widths of all modules chosen. The overall price will be the accumulated prices and the final item number will be the original number plus all of the letter codes for the pedestals added. Maximum width under one top is 120 inches. Components are modular and may require field assembly. Finished backs may be segmented; inquire if a continuous back is required. Verify all logistical dimensions (e.g., elevators, corridors and doorways) prior to ordering large units.

Credenza Sample Order



Credenza/HalfPnl 24d, UnfinBack	GG241-	312
Double Cabinet 36	V	2235
LatBox/LatFile 36	G	2654
End/Back Panel 35	35	1173
End Panel - For Runoff/Bridge	Q	375



List Price: \$6749

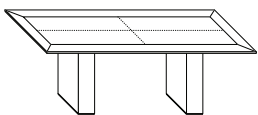
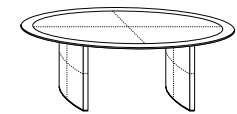
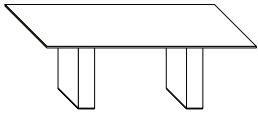
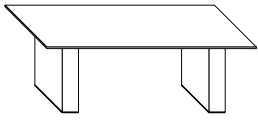


Specify: Product Number  
Quantity  
Tagging  
Wood Finish  
Hardware Finish

• Denotes Item is illustrated.  
↯ Includes locks.  
‡ Requires field sub-assembly.

Prices listed in Wood1 Finishes.

Desk-Tables and Tables



				Product No	List \$	Product No	List \$
Desk-Tables w Std Eased Edge				w	d	29.9h	
				Panel Base		Bowed Panel Base	
RectangleDeskTbl-	72w	36d		GAR.7236.P	4053	GAR.7236.B	4353
RectangleDeskTbl-	78w	39d		GAR.7839.P	4192	GAR.7839.B	4495
• RectangleDeskTbl-	84w	42d		GAR.8442.P	4334	GAR.8442.B	4637
BoatDeskTbl-	78w	39/26d		GAB.7839.P	5498	GAB.7839.B	5801
BoatDeskTbl-	84w	42/28d		GAB.8442.P	5638	GAB.8442.B	5941
Tables w Std Eased Edge				84w	d	29.9h	
				Panel Base		Bowed Panel Base	
• RectangleTbl-	84w	42d		GER.8442.P	4334	GER.8442.B	4637
BoatTbl-	84w	42/28d		GEB.8442.P	5638	GEB.8442.B	5941
EllipseTbl-	84w	42/28d		GEE.8442.P	6186	GEE.8442.B	6488

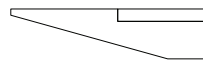
! Notes:

See also the complete Geneva Conference Collection.  
All units above have wood tops and wood bases.  
An eased edge detail is standard; see kerf option below.

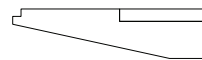
+ Options:

- Aluminum top reveal, specify Option AR, add 10%.
  - For Proxy base, specify Option LB, add 35%.
  - For Stitched Proxy base, specify Option SB, add 40%.
  - For Proxy top, specify Option LT, add 25%.
  - For Stitched Proxy top, specify Option SLT, add 30%.
- Tops ready for customer-installed stone, specify Option ST.

Power management solutions are available in the Options section of the price schedule.  
Kerf edge detail, specify Option KERF, add 3%



Standard



Option KERF

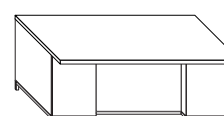
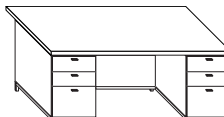
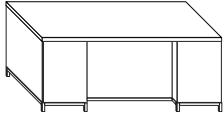
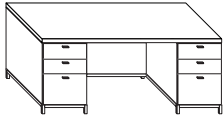
Specify: Product Number  
Quantity  
Tagging  
Wood Finish  
Hardware Finish

- Denotes Item is illustrated.
- ‡ Requires field sub-assembly.

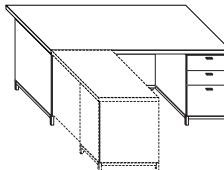
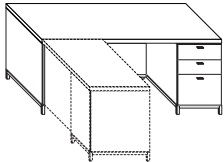
Prices listed in Wood1 Finishes.



Desks, Double Pedestal



Desks, Single Pedestal



			Product No	List \$	Product No	List \$
Rectangular Top ↯	w	36d 29.9h	0.5 Base Trim		3.5 Base	
Desk 66x36	66		GAD?.LF	6214	GAA?.LF	7503
• Desk 72x36	72		GAD?.MF	6316	GAA?.MF	7593
Desk 78x36	78		GAD?.NF	6393	GAA?.NF	7667
Overhang-Top ↯	w	42d 29.9h	0.5 Base Trim		3.5 Base	
Desk/Overhang 66x36	66		GAF?.LF	6290	GAC?.LF	7579
• Desk/Overhang 72x36	72		GAF?.MF	6401	GAC?.MF	7677
Desk/Overhang 78x36	78		GAF?.NF	6480	GAC?.NF	7752

? Specify configuration (user's left-right) by modifying the Product Number:

For 2BF-2BF, change the 4th digit from ? to A.

For 2F-2F, change the 4th digit from ? to B.

For 2BF-2F, change the 4th digit from ? to C.

For 2F-2BF, change the 4th digit from ? to D.

+ Options:

For Proxy inset top, specify Option LT and add \$1010.

For Stitched Proxy inset top, specify Option SLT and add \$1232.

For Proxy drawer faces, specify Option LF and add \$443 per drawer.

For Stitched Proxy drawer faces, specify Option SF and add \$602 per drawer.

For Proxy modesty panel, specify Option LM and add \$1136.

For Stitched Proxy modesty panel, specify Option SM and add \$1327.

For COM materials applied to a modesty panel, specify Option COM, price is determined per request.

! Notes:

Modesty panel is inset 5 inches.

Overhang-Tops have a 6 inch visitor's overhang.

Face locks are included as standard

			Product No	List \$	Product No	List \$
Rectangular Top ↯	w	36d 29.9h	0.5 Base Trim		3.5 Base	
Desk1 66x36	66		GAD?.LF	4880	GAA?.LF	5808
• Desk1 72x36	72		GAD?.MF	4983	GAA?.MF	5900
Desk1 78x36	78		GAD?.NF	5058	GAA?.NF	5974
Overhang-Top ↯	w	42d 29.9h	0.5 Base Trim		3.5 Base	
Desk1/Overhang 66x36	66		GAF?.LF	4957	GAC?.LF	5884
• Desk1/Overhang 72x36	72		GAF?.MF	5069	GAC?.MF	5983
Desk1/Overhang 78x36	78		GAF?.NF	5147	GAC?.NF	6058

? Specify configuration (user's left-right) by modifying the Product Number:

For LBase-2BF, change the 4th digit from ? to E.

For LBase-2F, change the 4th digit from ? to F.

For 2BF-LBase, change the 4th digit from ? to G.

For 2F-LBase, change the 4th digit from ? to H.

+ Options:

For Proxy inset top, specify Option LT and add \$1010.

For Stitched Proxy inset top, specify Option SLT and add \$1232.

For Proxy drawer faces, specify Option LF and add \$443 per drawer.

For Stitched Proxy drawer faces, specify Option SF and add \$602 per drawer.

For Proxy modesty panel, specify Option LM and add \$1136.

For Stitched Proxy modesty panel, specify Option SM and add \$1327.

For COM materials applied to a modesty panel, specify Option COM, price is determined per request.

! Notes:

Modesty panel is inset 5 inches.

Overhang Tops have a 6 inch visitor's overhang.

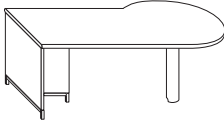
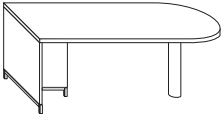
Specify: Product Number  
Quantity  
Tagging  
Wood Finish  
Hardware Finish

• Denotes Item is illustrated.  
↯ Includes locks.

Prices listed in Wood1 Finishes.



Desks, Bullet and P-Top



user's side

			Product No	List \$	Product No	List \$
Bullet w Post-Leg & T-Base ‡		w 36d 29.9h	0.5 Base Trim		3.5 Base	
• Desk/Bullet: Post-TBase 72x36	72		GAHJ.MF	4244	GAGJ.MF	4469
Desk/Bullet: Post-TBase 78x36	78		GAHJ.NF	4488	GAGJ.NF	4713
Desk/Bullet: Post-TBase 84x36	84		GAHJ.OF	4730	GAGJ.OF	4956
P-Top w Post & T-Base ‡		w 42d 29.9h	0.5 Base Trim		3.5 Base	
• Desk/P: Post-TBase 72x36	72		GAKJ.MF	5100	GAJJ.MF	5326
Desk/P: Post-TBase 78x36	78		GAKJ.NF	5347	GAJJ.NF	5573
Desk/P: Post-TBase 84x36	84		GAKJ.OF	5595	GAJJ.OF	5822
• Desk/P: TBase-Post 72x36	72		GAKK.MF	5100	GAJK.MF	5326
Desk/P: TBase-Post 78x36	78		GAKK.NF	5347	GAJK.NF	5573
Desk/P: TBase-Post 84x36	84		GAKK.OF	5595	GAJK.OF	5822

+ Options:

For Proxy inset top, specify Option LT and add \$1263.

For Stitched Proxy inset top, specify Option SLT and add \$1484.

! Notes

Metal legs have an MBN Brushed Nickel finish; post legs are MRBS Resin Brushed Steel.  
Tops have a Flush-Cut End.

Specify: Product Number  
Quantity  
Tagging  
Wood Finish  
Hardware Finish

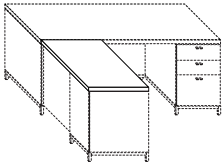
- Denotes Item is illustrated.
- ↪ Includes locks.
- ‡ Requires field sub-assembly.

Prices listed in Wood1 Finishes.



Product No List \$

Runoffs, Rectangular Top Only



24d Top	w	24d 1.5th		
Runoff24 Top: 42	42		GBAL.GD	711
Runoff24 Top: 48	48		GBAL.HD	762
• Runoff24 Top: 54	54		GBAL.JD	809
Runoff24 Top: 72	72		GBAL.MD	1021

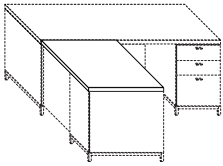
+ Options:

For Proxy inset top, specify Option LT and add \$884.

For Stitched Proxy inset top, specify Option SLT and add \$1073.

! Notes:

The recommended maximum open span under tops is 54 inches; use bases & pedestals accordingly.



30d Top	w	30d 1.5th		
Runoff30 Top: 42	42		GBAL.GE	774
Runoff30 Top: 48	48		GBAL.HE	829
• Runoff30 Top: 54	54		GBAL.JE	883
Runoff30 Top: 72	72		GBAL.ME	1065

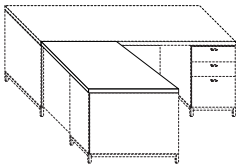
+ Options:

For Proxy inset top, specify Option LT and add \$948.

For Stitched Proxy inset top, specify Option SLT and add \$1211.

! Notes:

The maximum open span under tops is 54 inches; use bases and pedestals accordingly.



36d Top	w	36d 1.5th		
Runoff36 Top: 42	42		GBAL.GF	836
Runoff36 Top: 48	48		GBAL.HF	897
• Runoff36 Top: 54	54		GBAL.JF	957
Runoff36 Top: 72	72		GBAL.MF	1105

+ Options:

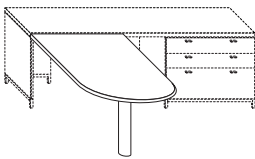
For Proxy inset top, specify Option LT and add \$1011.

For Stitched Proxy inset top, specify Option SLT and add \$1349.

! Notes:

The maximum open span under tops is 54 inches; use bases and pedestals accordingly.

Runoffs, Bullet-Shape



30d Bullet w. Post-Leg ‡	w	30d 29.9h		
Runoff30/Bullet: Post-Leg 48	48		GBBP.HE	3078
Runoff30/Bullet: Post-Leg 54	54		GBBP.JE	3196
Runoff30/Bullet: Post-Leg 60	60		GBBP.KE	3321
Runoff30/Bullet: Post-Leg 66	66		GBBP.LE	3426
Runoff30/Bullet: Post-Leg 72	72		GBBP.ME	3492

36d Bullet w. Post-Leg ‡	w	36d 29.9h		
Runoff36/Bullet: Post-Leg 48	48		GBBP.HF	3136
Runoff36/Bullet: Post-Leg 54	54		GBBP.JF	3273
• Runoff36/Bullet: Post-Leg 60	60		GBBP.KF	3409
Runoff36/Bullet: Post-Leg 66	66		GBBP.LF	3531
Runoff36/Bullet: Post-Leg 72	72		GBBP.MF	3612

+ Options:

For Proxy inset top, specify Option LT and add \$1263.

For Stitched Proxy inset top, specify Option SLT and add \$1484.

Metal post leg has an MRBS Resin Brushed Steel finish.

PRIVATE OFFICE: GENEVA

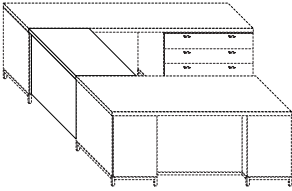


Specify: Product Number  
 Quantity  
 Tagging  
 Wood Finish  
 Hardware Finish

• Denotes Item is illustrated.  
 ‡ Requires field sub-assembly.

Prices listed in Wood1 Finishes.

Bridges, Fixed Modesty Panel



24d ‡	w	24d 29.9h	0.5 Base Trim	3.5 Base	Product No	List \$	Product No	List \$
Bridge24: 36	36		GCDM.F	GCAM.F	1230		1316	
Bridge24: 42	42		GCDM.G	GCAM.G	1302		1387	
• Bridge24: 48	48		GCDM.H	GCAM.H	1388		1480	
Bridge24: 54	54		GCDM.J	GCAM.J	1454		1542	

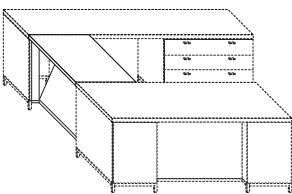
+ Options:

- For Proxy inset top, specify Option LT and add \$884.
- For Stitched Proxy inset top, specify Option SLT and add \$1073.
- For Proxy modesty panel, specify Option LM and add \$1136.
- For Stitched Proxy modesty panel, specify Option SM and add \$1327.

! Notes:

- Finished modesty panel.
- Modesty panel is designed to screw to two L-Panels.

Bridges, Removable Access Panel



24d ‡	w	24d 29.9h	0.5 Base Trim	3.5 Base	Product No	List \$	Product No	List \$
Bridge24/Access: 36	36		GCDR.F	GCAR.F	1354		1442	
Bridge24/Access: 42	42		GCDR.G	GCAR.G	1429		1516	
• Bridge24/Access: 48	48		GCDR.H	GCAR.H	1515		1604	
Bridge24/Access: 54	54		GCDR.J	GCAR.J	1579		1708	

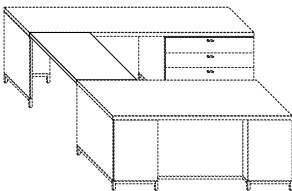
+ Options:

- For Proxy inset top, specify Option LT and add \$884.
- For Stitched Proxy inset top, specify Option SLT and add \$1073.

! Notes:

- Unfinished back on access panel.
- Access panel has 2.5 inches clearance under top.
- Access panel sits out from the wall 3 inches and is attached with Velcro® to two spacers.
- Spacers are designed to screw between two L-Panels.

Bridges, Top Only

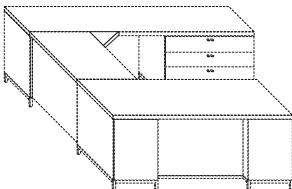


24d ‡	w	24d 1.5th	Product No	List \$
Bridge24Top: 36	36		GCAL.F	684
Bridge24Top: 42	42		GCAL.G	734
• Bridge24Top: 48	48		GCAL.H	791
Bridge24Top: 54	54		GCAL.J	832

+ Options:

- For Proxy inset top, specify Option LT and add \$884.
- For Stitched Proxy inset top, specify Option SLT and add \$1073.

Corner Adapter Top



‡	12w	12d 1.5th	Product No	List \$
Corner Adapter Top			GEAL	258

! Notes:

- Available in all standard Solid Colors (only).
- Coped on two sides to mate with edge shapes of tops.

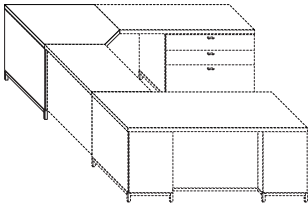
Specify: Product Number  
Quantity  
Tagging  
Wood Finish  
Hardware Finish

- Denotes Item is illustrated.
- ‡ Requires field sub-assembly.

Prices listed in Wood1 Finishes.

Product No List \$

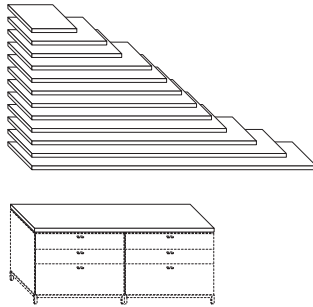
Corner Credenza



Attach Runoff/Bridges (a:b)	42w	42d	29.9h	0.5 Base Trim	3.5 Base
CornerCredenza 24:24				GAMN.DD	1731 GALN.DD 2010

- + Options:  
Maximum of 3 surface grommets may be used; see Options and surcharges.
- ! Notes:  
Veneer grain direction is 45 degrees.  
Corner angle dimensions are nominally 18 x 18 inches.  
Backs are finished.

Credenza Tops



Rectangular 24d	w	24d	1.5th		
CredenzaTop24: 18	18			GFAL.CD	482
CredenzaTop24: 30	30			GFAL.ED	574
CredenzaTop24: 36	36			GFAL.FD	638
CredenzaTop24: 48	48			GFAL.HD	739
CredenzaTop24: 54	54			GFAL.JD	785
CredenzaTop24: 60	60			GFAL.KD	840
CredenzaTop24: 66	66			GFAL.LD	890
CredenzaTop24: 72	72			GFAL.MD	949
CredenzaTop24: 78	78			GFAL.ND	999
CredenzaTop24: 84	84			GFAL.OD	1064
CredenzaTop24: 90	90			GFAL.PD	1117
CredenzaTop24: 108	108			GFAL.RD	1304
CredenzaTop24: 120	120			GFAL.SD	1464

Rectangular 30d	w	30d	1.5th		
CredenzaTop30: 18	18			GFAL.CE	521
CredenzaTop30: 30	30			GFAL.EE	622
CredenzaTop30: 36	36			GFAL.FE	695
CredenzaTop30: 48	48			GFAL.HE	806
CredenzaTop30: 54	54			GFAL.JE	859
CredenzaTop30: 60	60			GFAL.KE	922
CredenzaTop30: 66	66			GFAL.LE	976
CredenzaTop30: 72	72			GFAL.ME	1041
CredenzaTop30: 78	78			GFAL.NE	1094
CredenzaTop30: 84	84			GFAL.OE	1175
CredenzaTop30: 90	90			GFAL.PE	1232

Rectangular 36d	w	36d	1.5th		
CredenzaTop36: 18	18			GFAL.CF	573
CredenzaTop36: 30	30			GFAL.EF	682
CredenzaTop36: 36	36			GFAL.FF	749
CredenzaTop36: 48	48			GFAL.HF	873
CredenzaTop36: 54	54			GFAL.JF	930
CredenzaTop36: 60	60			GFAL.KF	1001
CredenzaTop36: 66	66			GFAL.LF	1058
CredenzaTop36: 72	72			GFAL.MF	1134
CredenzaTop36: 78	78			GFAL.NF	1194
CredenzaTop36: 84	84			GFAL.OF	1283
CredenzaTop36: 90	90			GFAL.PF	1343

- + Options:  
For Proxy inset top, specify Option LT and add \$884.  
For Stitched Proxy inset top, specify Option SLT and add \$1073.
- ! Notes:  
This listing is of credenza tops only.  
The recommended maximum open span under tops is 54 inches; use bases/pedestals accordingly.

Specify: Product Number  
 Quantity  
 Tagging  
 Wood Finish  
 Hardware Finish

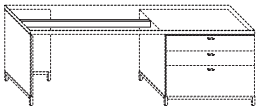
• Denotes Item is illustrated.  
 ‡ Requires field sub-assembly.

Prices listed in Wood1 Finishes.

PRIVATE OFFICE: GENEVA



Credenza Support Keel

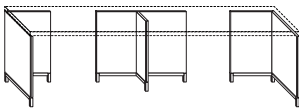


	Support Keel‡	w	2d	1h	Product No.	List \$	Product No.	List \$
	Credenza Support Keel: 52	52					LG-52	166
	Credenza Support Keel: 58	58					LG-58	181
	Credenza Support Keel: 64	64					LG-64	199
	Credenza Support Keel: 70	70					LG-70	216
	Credenza Support Keel: 82	82					LG-82	250
•	Credenza Support Keel: 88	88					LG-88	284
	Credenza Support Keel: 106	106					LG-106	321
	Credenza Support Keel: 118	118					LG-118	355

! Notes:

Required for unsupported work surface spans of 54 inches or more.  
Unit is a black rectangular 1 x 2 tube screwed to the underside of the work surface.

L/T Panels



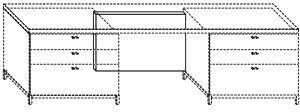
	L-Panel Unfinished Back ‡	w	24d	28.4h	0.5 Base Trim	3.5 Base		
•	L-Panel 18x24 LH	18			GHRU.CD	552	GHNU.CD	778
•	L-Panel 18x24 RH	18			GHSU.CD	552	GHPU.CD	778
	L-Panel 24x24 LH	24			GHRU.DD	575	GHNU.DD	805
	L-Panel 24x24 RH	24			GHSU.DD	575	GHPU.DD	805
	L-Panel 36x24 LH	36			GHRU.FD	622	GHNU.FD	862
	L-Panel 36x24 RH	36			GHSU.FD	622	GHPU.FD	862
	L-Panel Finished Back ‡	w	24d	28.4h	0.5 Base Trim	3.5 Base		
•	L-Panel FinBack 18x24 LH	18			GHRF.CD	581	GHNF.CD	792
•	L-Panel FinBack 18x24 RH	18			GHSF.CD	581	GHPF.CD	792
	L-Panel FinBack 24x24 LH	24			GHRF.DD	612	GHNF.DD	825
	L-Panel FinBack 24x24 RH	24			GHSF.DD	612	GHPF.DD	825
	L-Panel FinBack 36x24 LH	36			GHRF.FD	679	GHNF.FD	891
	L-Panel FinBack 36x24 RH	36			GHSF.FD	679	GHPF.FD	891
	T-Panel Unfinished Back ‡	w	9d	28.4h	0.5 Base Trim	3.5 Base		
	T-Panel UnfinBack 18x9	18			GHTU.C9	458	GHQU.C9	684
•	T-Panel UnfinBack 36x9	36			GHTU.F9	545	GHQU.F9	771
	T-Panel Finished Back ‡	w	9d	28.4h	0.5 Base Trim	3.5 Base		
	T-Panel FinBack 18x9	18			GHTF.C9	474	GHQF.C9	699
•	T-Panel FinBack 36x9	36			GHTF.F9	574	GHQF.F9	800

Specify: Product Number  
Quantity  
Tagging  
Wood Finish  
Hardware Finish

• Denotes Item is illustrated.

Prices listed in Wood1 Finishes.

Modesty Panels, Fixed



			Product No.	List \$	Product No.	List \$
Unfinished Back ‡	w	1d 28.4h	0.5 Base Trim		3.5 Base	
Modesty-Panel: 18	18		GJVU.C	421	GJUU.C	507
Modesty-Panel: 24	24		GJVU.D	434	GJUU.D	523
Modesty-Panel: 30	30		GJVU.E	496	GJUU.E	584
• Modesty-Panel: 36	36		GJVU.F	545	GJUU.F	632
Modesty-Panel: 42	42		GJVU.G	570	GJUU.G	656
Modesty-Panel: 48	48		GJVU.H	599	GJUU.H	686
Modesty-Panel: 54	54		GJVU.J	623	GJUU.J	710
Modesty-Panel: 72	72		GJVU.M	697	GJUU.M	785

			0.5 Base Trim	3.5 Base		
Finished Back ‡	w	1d 28.4h				
Modesty-Panel FinBack: 18	18		GJVF.C	576	GJUF.C	660
Modesty-Panel FinBack: 24	24		GJVF.D	596	GJUF.D	680
Modesty-Panel FinBack: 30	30		GJVF.E	665	GJUF.E	752
• Modesty-Panel FinBack: 36	36		GJVF.F	723	GJUF.F	809
Modesty-Panel FinBack: 42	42		GJVF.G	752	GJUF.G	837
Modesty-Panel FinBack: 48	48		GJVF.H	790	GJUF.H	877
Modesty-Panel FinBack: 54	54		GJVF.J	816	GJUF.J	902
Modesty-Panel FinBack: 72	72		GJVF.M	911	GJUF.M	994

+ Options:

For Proxy modesty panel, specify Option LM and add \$1136.

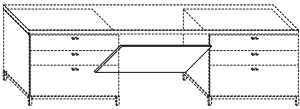
For Stitched Proxy modesty panel, specify Option SM and add \$1327.

For COM materials applied to a modesty panel, specify Option COM, price is determined per request.

! Notes:

Unit is exact width with two removable cleats for mounting to L-Panels or Pedestals.

Modesty Panels, Access/Removable




			0.5 Base Trim	3.5 Base		
Unfinished Back ‡	w	2d 26.9h				
Modesty-Access: 18	18		GJXU.C	567	GJWU.C	655
Modesty-Access: 24	24		GJXU.D	581	GJWU.D	671
Modesty-Access: 30	30		GJXU.E	627	GJWU.E	714
• Modesty-Access: 36	36		GJXU.F	671	GJWU.F	757
Modesty-Access: 42	42		GJXU.G	695	GJWU.G	782
Modesty-Access: 48	48		GJXU.H	723	GJWU.H	811
Modesty-Access: 54	54		GJXU.J	747	GJWU.J	834
Modesty-Access: 72	72		GJXU.M	834	GJWU.M	925

! Notes:

Unit is exact width with two 3 inch deep spacers for mounting to L-Panels or Pedestals.

Panels are available with unfinished backs.

Clearance between work surface and panel is 2.5.

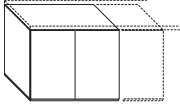


Specify: Product Number  
 Quantity  
 Tagging  
 Wood Finish  
 Hardware Finish

• Denotes Item is illustrated.  
 ‡ Requires field sub-assembly.

Prices listed in Wood1 Finishes.

Pedestals 28h, 0.5 Base Trim



		ProductNo.	List \$	ProductNo.	List \$	ProductNo.	List \$	
28.4h	BaseTrim	Back	24d	30d	36d			
	Ped 28h BaseTrim	Unfinished	GKAU24-	250	GKAU30-	270	GKAU36-	286
	Ped 28h BaseTrim	FinBk	GKAF24-	250	GKAF30-	270	GKAF36-	286
	Pedestal Menu ↯	w	Unfinished Back 24d	Finished Back 30d	Finished Back 36d	Add \$		
	Shelving 15	15	B	1073	—	—	—	34
	Shelving 18	18	C	1137	—	—	—	44
	Shelving 30	30	E	1318	—	—	—	78
	Shelving 36	36	F	1409	—	—	—	91
	Cabinet-LH 15	15	N	1418	—	—	—	34
	Cabinet-LH 18	18	P	1510	—	—	—	44
	Cabinet-RH 15	15	R	1418	—	—	—	34
	Cabinet-RH 18	18	S	1510	—	—	—	44
	Double Cabinet 30	30	U	1745	—	—	—	78
	• Double Cabinet 36	36	V	1788	—	—	—	91
	2File 18	18	W	1835	W	1869	W	1925
	2Box/File 18	18	Y	1928	Y	1964	Y	2026
	4Box 18	18	0	2021	0	2059	0	2126
	2LatFile 30	30	2	2050	—	—	—	149
	2LatFile 36	36	3	2099	—	—	—	166
	2LatBox/LatFile 30	30	6	2147	—	—	—	149
	2LatBox/LatFile 36	36	7	2380	—	—	—	166
	LatBox/DbfCab 30	30	8	2265	—	—	—	78
	LatBox/DbfCab 36	36	9	2332	—	—	—	91
	Open Kneespace		(#)	—	(#)	—	(#)	—

# = inches required

How to Order Pedestals:

Choose the pedestal format desired from each of the listings above and on the opposite page. Note the ProductNo. and List \$ that correspond to the depth and back (finished/unfinished) desired. Follow the ProductNo. column down until you have located the first (left-most) pedestal desired, then append the letter/number code to the original item number and add the price to the original price. Continue adding pedestals in this manner until your unit is complete.

The overall pedestal width will be the accumulated widths of all pedestals chosen; the overall price will be the accumulated prices and the final item number will be the original number plus all of the letter codes for the pedestals added. Maximum width under one top is 120 inches. Components are modular and may require field assembly. Finished backs may be segmented; inquire if a continuous back is required. Verify all logistical dimensions (e.g., elevators, corridors and doorways) prior to ordering large units. Tops are to be ordered separately.

See also the information on the following pages.

Sample Order

0.5 Base, 24d, 2BF + LatFile,  
Finished Back

w	ProdNo.	List \$	Add
--	GKAF24-	250	--
18	Y	1928	93
36	3	2099	166

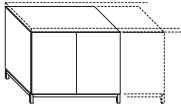
GKAF24-Y3 = \$4536 (List Price)

Specify: Product Number  
Quantity  
Tagging  
Wood Finish  
Hardware Finish

• Denotes Item is illustrated.  
↯ Includes locks.

Prices listed in Wood1 Finishes.

Pedestals 28h, 3.5 Base



		ProductNo. List \$		ProductNo. List \$		ProductNo. List \$		
28.4h	3.5 Base	Back	24d	30d	36d			
Ped 28h 3.5 Base		Unfinished	GKBU24- 338	GKBU30- 356	GKBU36- 377			
Ped 28h 3.5 Base FinBk		Finished	GKBF24- 338	GKBF30- 356	GKBF36- 377			
Pedestal Menu ↯		w	Unfinished Back 24d	Finished Back 30d	Finished Back 36d			Add \$
Shelving 15	15	B	1705	—	—	—	—	34
Shelving 18	18	C	1792	—	—	—	—	44
Shelving 30	30	E	1968	—	—	—	—	78
Shelving 36	36	F	2050	—	—	—	—	91
Cabinet-LH 15	15	N	1893	—	—	—	—	34
Cabinet-LH 18	18	P	1977	—	—	—	—	44
Cabinet-RH 15	15	R	1893	—	—	—	—	34
Cabinet-RH 18	18	S	1977	—	—	—	—	44
Double Cabinet 30	30	U	2270	—	—	—	—	78
Double Cabinet 36	36	V	2327	—	—	—	—	91
2File 18	18	W	2380	W	2417	W	2474	93
2Box/File 18	18	Y	2476	Y	2513	Y	2575	93
4Box 18	18	0	2571	0	2605	0	2675	93
2LatFile 30	30	2	2645	—	—	—	—	149
2LatFile 36	36	3	2731	—	—	—	—	166
2LatBox/LatFile 30	30	6	2740	—	—	—	—	149
2LatBox/LatFile 36	36	7	3012	—	—	—	—	166
LatBox/DbfCab 30	30	8	2858	—	—	—	—	78
LatBox/DbfCab 36	36	9	2962	—	—	—	—	91
Open Kneespace		(#)	—	(#)	—	(#)	—	

! Notes—for all Pedestals on this and opposite page.

Maximum width under one top is 120 inches; components are modular and may require field assembly. Finished backs may be segmented; inquire if a continuous back is required.

Verify all logistical dimensions (e.g., elevators, corridors and doorways) prior to ordering large units.

Prices shown here regard Group 1 finishes; note surcharges for Group 2 finish.

Geneva pedestals are not modular. Faces and back panels are each made from single pieces of veneer to guarantee consistency of grain and color.

Pedestals have a kerf detail along edges and vertical corners.

All pedestals include locks where applicable.

+ Options:

For drawers/cabinets with Proxy (faux leather), specify Option LF and add \$443 per drawer/door face.

For drawers/cabinets with Stitched Proxy, specify Option SF and add \$602 per drawer/door face.

To Specify Pedestals

1 Construct the Product Number and List Price:

Choose the format desired and note the starting Prefix Code and List \$ for the depth required. Specify pedestal sequence L to R by adding the Ped Code and \$ for the depth required to the Prefix Code and List \$.

The overall width is the sum of the pedestal widths you have added (120 is maximum).

2 Required Specifications

Product number and price.

Quantity and Tagging information.

Wood finish selection.


Proxy color selection if applicable.

3 Options, as listed above.

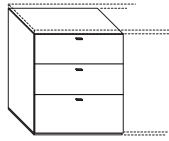
Specify: Product Number  
 Quantity  
 Tagging  
 Wood Finish  
 Hardware Finish

• Denotes Item is illustrated.  
 ↯ Includes locks.

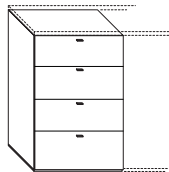
Prices listed in Wood1 Finishes.



Pedestals 40h/54h, 0.5 Base Trim

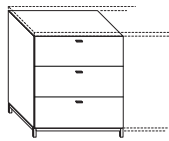


		ProductNo. List \$		24d	30d	36d	
40.5h	Back			24d			
Pedestal 40h Base	Unfinished			GKAU24- 250			
Pedestal 40h Base FinBk	Finished			GKAF24- 250			
Pedestal Menu ↯	w			Unfinished Back 24d			Finished Back Add \$
3LatFile 30	30	H	2826	—	—		225
3LatFile 36	36	J	2874	—	—		247

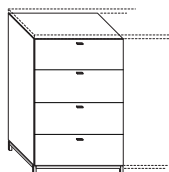


54.5h BaseTrim	Back			24d			
Pedestal 54h Base	Unfinished			GKAU24- 250			
Pedestal 54h Base FinBk	Finished			GKAF24- 250			
Pedestal Menu ↯	w			Unfinished Back 24d			Finished Back Add \$
4LatFile 30	30	K	3675	—	—		252
4LatFile 36	36	L	3775	—	—		280

Pedestals 40h/54h, 3.5 Base



40.5h	Back			24d			
Pedestal 40h	Unfinished			GKBU24- 338			
Pedestal 40h FinBk	Finished			GKBF24- 338			
Pedestal Menu ↯	w			Unfinished Back 24d			Finished Back Add \$
3LatFile 30	30	H	3421	—	—		225
3LatFile 36	36	J	3505	—	—		247



54.5h BaseTrim	Back			24d			
Pedestal 54h Base	Unfinished			GKBU24- 338			
Pedestal 54h Base FinBk	Finished			GKBF24- 338			
Pedestal Menu ↯	w			Unfinished Back 24d			Finished Back Add \$
4LatFile 30	30	K	4268	—	—		252
4LatFile 36	36	L	4406	—	—		280

! Notes—for Pedestals on this page.

Maximum width under one top is 120 inches; components are modular and may require field assembly. Finished backs will be segmented; inquire if a continuous back is required.

Verify all logistical dimensions (e.g., elevators, corridors and doorways) prior to ordering large units.

Prices shown here regard Group 1 finishes; note surcharges for Group 2 finish.

Geneva 3 and 4 high pedestals are shipped in logical components. Faces and back panels are each made from single pieces of veneer to guarantee consistency of grain and color.

All pedestals include locks.

Credenza Tops for spanning a run of pedestals are listed on a prior page and must be ordered separately.

+ Options:

For drawers/cabinets with Proxy (faux leather), specify Option LF and add \$443 per drawer/door face.

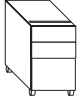
For drawers/cabinets with Stitched Proxy, specify Option SF and add \$602 per drawer/door face.

Specify: Product Number  
Quantity  
Tagging  
Wood Finish  
Hardware Finish

• Denotes Item is illustrated.  
↯ Includes locks.

Prices listed in Wood1 Finishes.

Pedestals, Mobile



		Product No.	List \$	Product No.	List \$
Mobile -	18w 24d 27.2h	Use with 0.5 Base		Use with 3.5 Base	
PedMobile24: 2BF 18		GKUF.CD	2270	GKHF.CD	2227

! Notes:

- Locks are included.
- Drawers are 0.5 Birch with dovetailed corners.
- Drawer bottoms are 0.25 inch thick dadoed into drawer sides.
- Slides are ball bearing full extension.
- Box drawers come with drawer dividers.
- File drawers come with Pendaflex file hanging system.
- Units have a 20 deep drawer and are finished on all sides.

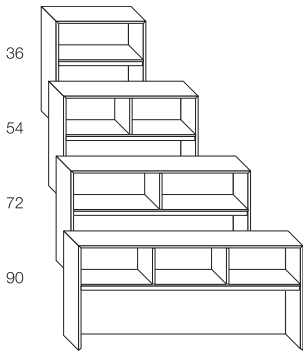


Specify: Product Number  
 Quantity  
 Tagging  
 Wood Finish  
 Hardware Finish

- Denotes Item is illustrated.
- Includes locks.

Prices listed in Wood1 Finishes.

Hutches, Wood Shelving1



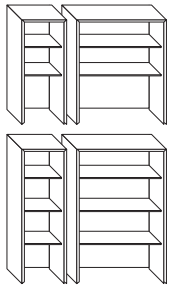
42.1h (72h installed)		w	15d	Shv	COM	Fabric Back Panel	Wood Back Panel
• Hutch72: WoodShelving1	36	36		0\1	1.8	GLAF.FBM	2778 GLAW.FBM 2426
• Hutch72: WoodShelving1	54	54		1\1	2	GLAF.JBM	3286 GLAW.JBM 2866
• Hutch72: WoodShelving1	72	72		0\2	2.3	GLAF.MBM	3793 GLAW.MBM 3305
• Hutch72: WoodShelving1	90	90		1\2	2.8	GLAF.PBM	4302 GLAW.PBM 3746

42.1h w/Cubby (72h installed)		w	15d	Shv	COM	Fabric Back Panel	Wood Back Panel
Hutch72: WdShelv1/Cubby	36	36		0\1	1.8	GLBF.FBM	3225 GLBW.FBM 2856
Hutch72: WdShelv1/Cubby	54	54		1\1	2	GLBF.JBM	3883 GLBW.JBM 3441
Hutch72: WdShelv1/Cubby	72	72		0\2	2.3	GLBF.MBM	4665 GLBW.MBM 4150
Hutch72: WdShelv1/Cubby	90	90		1\2	2.8	GLBF.PBM	5273 GLBW.PBM 4689

! Notes:  
 Units have a 3 grade top surface.  
 Units have an unfinished back and are designed to go up against a wall.  
 Fabric/Wood Back Panels are removable for wire access and management.  
 The back of the units have cord access slots located 2.5 up from the bottom.  
 The removable back panel has 0.5 clearance at the bottom and 0.75 clearance at the top.  
 Dividers: None at 36w; one at 54-72w; two at 90.

Hutches, Wood Shelving Full Height



42.1h (72h installed)		w	15d	Shv	COM	Fabric Back Panel	Wood Back Panel
• Hutch72: WoodShelving3	18	18		3\0			GLEW.CBM 2015
• Hutch72: WoodShelving3	36	36		0\3			GLEW.FBM 2721

55.1h (85h installed)		w	15d	Shv	COM	Fabric Back Panel	Wood Back Panel
• Hutch85: WoodShelving4	18	18		4\0			GLEW.CB8 2364
• Hutch85: WoodShelving4	36	36		0\4			GLEW.FB8 3138

! Notes:  
 Units have a 3 grade top surface.  
 Units have an unfinished back and are designed to go up against a wall.  
 Number of adjustable shelves varies approximately on 14 inch openings.

Hutches, Paper Management



42.1h (72h installed)		18w	d	Shv	COM	Glass Shelves	Wood Shelves
• Hutch72: PaperManager	15d	15	11			GLNW.CBM	3561 GLPW.CBM 2677
• Hutch72: PaperManager	18d	18	11			GLNW.CCM	3953 GLPW.CCM 2817

55.1h (85h installed)		18w	d	Shv	COM	Glass Shelves	Wood Shelves
• Hutch85: PaperManager	15d	15	14			GLNW.CB8	4509 GLPW.CB8 3373
• Hutch85: PaperManager	18d	18	14			GLNW.CC8	4875 GLPW.CC8 3550

! Notes:  
 Units have a 3 grade top surface and wood back panel.  
 Units have an unfinished back and are designed to go up against a wall.  
 Glass Shelves are 0.25 inch thick and spaced 3.78 inches (96mm) on center vertically.  
 Wood Shelves are 0.5 inch thick and spaced 3.78 inches (96mm) on center vertically.

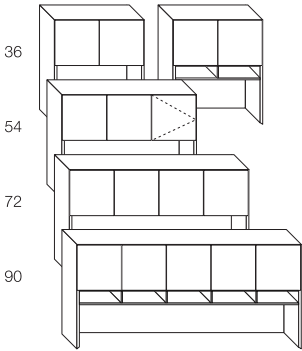
Specify: Product Number  
 Quantity  
 Tagging  
 Wood Finish  
 Hardware Finish

• Denotes Item is illustrated.

Prices listed in Wood1 Finishes.



Hutches, Cabinet1



					Product No.	List \$	Product No.	List \$
42.1h (72h installed)		w	15d	Shv	COM	Fabric Back Panel	Wood Back Panel	
• Hutch72: Cabinet1	36	36	0\1	1.8	GLFF.FBM	3093	GLFW.FBM	2813
• Hutch72: Cabinet1	54	54	1\1	2	GLFF.JBM	4073	GLFW.JBM	3618
• Hutch72: Cabinet1	72	72	0\2	2.3	GLFF.MBM	4562	GLFW.MBM	4074
• Hutch72: Cabinet1	90	90	1\2	2.8	GLFF.PBM	4929	GLFW.PBM	4371

42.1h w/Cubby (72h installed)		w	15d	Shv	COM	Fabric Back Panel	Wood Back Panel	
• Hutch72: Cabinet1/Cubby	36	36	0\1	1.8	GLGF.FBM	3558	GLGW.FBM	3262
• Hutch72: Cabinet1/Cubby	54	54	1\1	2	GLGF.JBM	4710	GLGW.JBM	4235
• Hutch72: Cabinet1/Cubby	72	72	0\2	2.3	GLGF.MBM	5471	GLGW.MBM	4957
• Hutch72: Cabinet1/Cubby	90	90	1\2	2.8	GLGF.PBM	5931	GLGW.PBM	5346

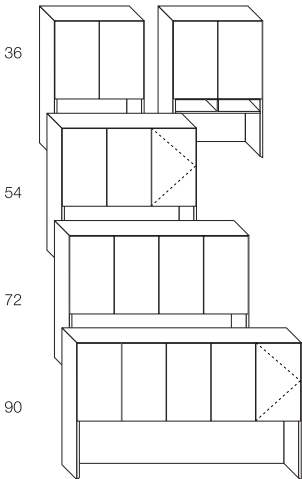
+ Options:

For Proxy-wrapped doors, specify Option LF and add \$443 per door.  
For StitchedProxy-wrapped doors, specify Option SF and add \$602 per door.

! Notes:

Units have a 3 grade top surface.  
Units have an unfinished back and are designed to go up against a wall.  
Units are available with either a COM fabric panel or wood panel. These panels are removable and are used to cover cord access.  
The back of the units have cord access slots located 2.5 up from the bottom.  
The removable back panel has 0.5 clearance at the bottom and 0.75 clearance at the top.

Hutches, Cabinet2



55.1h (85 installed)		w	15d	Shv	COM	Fabric Back Panel	Wood Back Panel	
• Hutch85: Cabinet2	36	36	0\2	1.8	GLHF.FB8	3543	GLHW.FB8	3263
• Hutch85: Cabinet2	54	54	2\2	2	GLHF.JB8	4561	GLHW.JB8	4108
• Hutch85: Cabinet2	72	72	0\4	2.3	GLHF.MB8	5084	GLHW.MB8	4597
• Hutch85: Cabinet2	90	90	2\4	2.8	GLHF.PB8	5486	GLHW.PB8	4929

55.1h w/Cubby (85 installed)		w	15d	Shv	COM	Fabric Back Panel	Wood Back Panel	
• Hutch85: Cabinet2/Cubby	36	36	0\2	1.8	GLJF.FB8	4031	GLJW.FB8	3736
• Hutch85: Cabinet2/Cubby	54	54	2\2	2	GLJF.JB8	5222	GLJW.JB8	4745
• Hutch85: Cabinet2/Cubby	72	72	0\4	2.3	GLJF.MB8	6018	GLJW.MB8	5507
• Hutch85: Cabinet2/Cubby	90	90	2\4	2.8	GLJF.PB8	6515	GLJW.PB8	5931

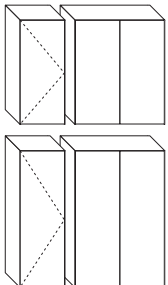
+ Options:

For Proxy-wrapped doors, specify Option LF and add \$443 per door.  
For StitchedProxy-wrapped doors, specify Option SF and add \$602 per door.

! Notes:

Units have a 3 grade top surface.  
Units have an unfinished back and are designed to go up against a wall.  
Units are available with either a COM fabric panel or wood panel. These panels are removable and are used to cover cord access.  
The back of the units have cord access slots located 2.5 up from the bottom.  
The removable back panel has 0.5 clearance at the bottom and 0.75 clearance at the top.

Hutches, Full Height Cabinet



42.1h (72 installed)		w	15d	Shv			Wood Back Panel	
• Hutch72: Cabinet3 LH	18	18	3\0				GLKW.CBM	2329
• Hutch72: Cabinet3 RH	18	18	3\0				GLLW.CBM	2329
• Hutch72: Cabinet3	36	36	0\3				GLMW.FBM	3248

55.1h (85 installed)		w	15d	Shv			Wood Back Panel	
• Hutch85: Cabinet4 LH	18	18	4\0				GLKW.CB8	2749
• Hutch85: Cabinet4 RH	18	18	4\0				GLLW.CB8	2749
• Hutch85: Cabinet4	36	36	0\4				GLMW.FB8	3701

+ Options:

For Proxy-wrapped doors, specify Option LF and add \$443 per door.  
For StitchedProxy-wrapped doors, specify Option SF and add \$602 per door.

! Notes:

Units have a 3 grade top surface.  
Units have an unfinished back and are designed to go up against a wall.  
Number of adjustable shelves varies approximately on 14 inch openings.

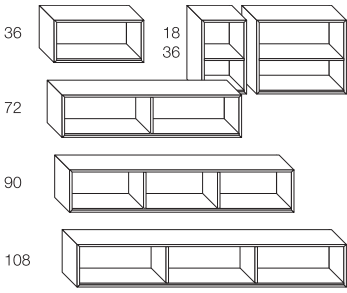


Specify: Product Number  
Quantity  
Tagging  
Wood Finish  
Hardware Finish

• Denotes Item is illustrated.

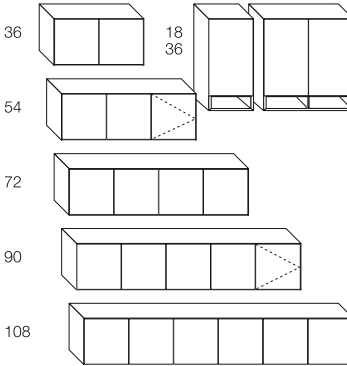
Prices listed in Wood1 Finishes.

Wall Hutches, Shelving & Cabinet



18h (Wall Cleat Included)		w	15dSg\Ndbl Shelf	Wall Hutch	Product No.	List \$	Product No.	List \$
•	WallHutch: WoodShelf1	36	0\1	GMA.FB	1712	GMB.FB	2105	
•	WallHutch: WoodShelf1	72	0\2	GMA.MB	2911	GMB.MB	3737	
•	WallHutch: WoodShelf1	90	0\3	GMA.PB	3398	GMB.PB	4323	
•	WallHutch: WoodShelf1	108	0\3	GMA.RB	4050	GMB.RB	5073	
30.6h (Wall Cleat Included)		w	15dSg\Ndbl Shelf	Wall Hutch	Product No. <td>List \$</td> <td>Product No.</td> <td>List \$</td>	List \$	Product No.	List \$
•	WallHutch: WoodShelf2	18	2\0	GMC.FB	1537	GMD.FB	1815	
•	WallHutch: WoodShelf2	36	0\2	GMC.MB	2399	GMD.MB	2951	
•	WallHutch: WoodShelf2	72	0\4	GMC.PB	4139	GMD.PB	5025	
•	WallHutch: WoodShelf2	90	0\6	GMC.RB	4791	GMD.RB	5786	

! Notes:  
Units have a 3-grade top surface.  
Dividers: None through 36w; one at 72w; two at 90 or more.  
Wall-mount cleats are included for field installation; wall hutches must be screwed through the back into the wall cleat.



18h (Wall Cleat Included)		w	15dSg\Ndbl Shelf	Wall Hutch	Product No.	List \$	Product No.	List \$
•	WallHutch: Cabinet1	36	0\1	GMF.FB	2092	GMG.FB	2505	
•	WallHutch: Cabinet1	54	1\1	GMF.JB	3115	GMG.JB	3704	
•	WallHutch: Cabinet1	72	0\2	GMF.MB	3612	GMG.MB	4472	
•	WallHutch: Cabinet1	90	1\2	GMF.PB	4154	GMG.PB	5043	
•	WallHutch: Cabinet1	108	0\3	GMF.RB	4592	GMG.RB	5644	
30.6h (Wall Cleat Included)		w	15dSg\Ndbl Shelf	Wall Hutch	Product No.	List \$	Product No.	List \$
•	WallHutch: Cabinet2 LH	18	2\0	GMN.CB	1683	GMP.CB	1968	
•	WallHutch: Cabinet2 RH	18	2\0	GMQ.CB	1683	GMR.CB	1968	
•	WallHutch: Cabinet2	36	0\2	GMH.FB	2631	GMJ.FB	3072	
•	WallHutch: Cabinet2	54	2\2	GMH.JB	3567	GMJ.JB	4181	
•	WallHutch: Cabinet2	72	0\4	GMH.MB	4679	GMJ.MB	5595	
•	WallHutch: Cabinet2	90	2\4	GMH.PB	5381	GMJ.PB	6331	

+ Options:  
For Proxy-wrapped doors, specify Opton LF and add \$443 per door.  
For StitchedProxy-wrapped doors, specify Opton SF and add \$602 per door.

! Notes:  
Units have a 3-grade top surface.  
Wall-mount cleats are included for field installation; hutches must be screwed through the back into the wall cleat.

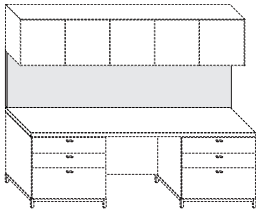
Specify: Product Number  
Quantity  
Tagging  
Wood Finish  
Hardware Finish

• Denotes Item is illustrated.

Prices listed in Wood1 Finishes.

TUOHY

Fabric Panels, Wall Hung



				Product No.	List \$	Product No.	List \$
23.4h (Includes Wall Cleats) ‡	w	23.4h	COM	Wall Hutch		Wall Hutch w/Cubby	
Fabric Wall Panel: 36	36		1.8	LN-36-23.4	278	LN-36-17.4	278
Fabric Wall Panel: 54	54		2	LN-54-23.4	453	LN-54-17.4	453
Fabric Wall Panel: 72	72		2.3	LN-72-23.4	487	LN-72-17.4	487
• Fabric Wall Panel: 90	90		2.8	LN-90-23.4	545	LN-90-17.4	545
Fabric Wall Panel: 108	108		3.2	LN-108-23.4	591	LN-108-17.4	591
36h (Includes Wall Cleats) ‡	w	36h	COM	Wall Hutch		Wall Hutch w/Cubby	
Fabric Wall Panel: 36X	36		1.8	LN-36-36	278	LN-30-30	278
Fabric Wall Panel: 54X	54		2	LN-54-36	453	LN-54-30	453
Fabric Wall Panel: 72X	72		2.3	LN-72-36	487	LN-72-30	487
Fabric Wall Panel: 90X	90		2.8	LN-90-36	545	LN-90-30	545
Fabric Wall Panel: 108X	108		3.2	LN-108-36	591	LN-108-30	591

! Notes:

- Cord management behind Fabric Panels is feasible.
- For use with Wall Hung Hutches.
- Fabric Panels for Wall Hutches with Shelf Added will be 6 inches shorter in height.
- Fabric Panels over 96w are produced in two sections.

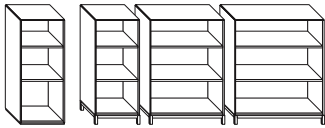


Specify: Product Number  
 Quantity  
 Tagging  
 Wood Finish  
 Hardware Finish

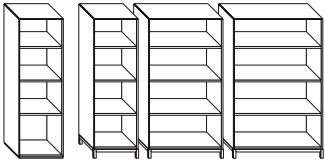
• Denotes Item is illustrated.

Prices listed in Wood1 Finishes.

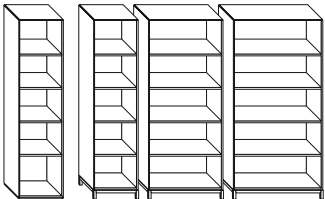
Towers, Shelving



		Product No.	List \$	Product No.	List \$
42 high		w 15d 42h	0.5 Base Trim	3.5 Base	
•	Tower 42/15: Shelving 18	18	GPKU.CBG	2621	GPAU.CBG 3019
•	Tower 42/15: Shelving 30	30	GPKU.EBG	2929	GPAU.EBG 3333
•	Tower 42/15: Shelving 36	36	GPKU.FBG	3068	GPAU.FBG 3494



56 high		w 15d 56h	0.5 Base Trim	3.5 Base	
•	Tower 56/15: Shelving 18	18	GPKU.CB6	2835	GPAU.CB6 3232
•	Tower 56/15: Shelving 30	30	GPKU.EB6	3250	GPAU.EB6 3652
•	Tower 56/15: Shelving 36	36	GPKU.FB6	3431	GPAU.FB6 3857



72 high		w 15d 72h	0.5 Base Trim	3.5 Base	
•	Tower 72/15: Shelving 18	18	GPKU.CBM	3046	GPAU.CBM 3442
•	Tower 72/15: Shelving 30	30	GPKU.EBM	3560	GPAU.EBM 3963
•	Tower 72/15: Shelving 36	36	GPKU.FBM	3779	GPAU.FBM 4205



85 high		w 15d 85h	0.5 Base Trim	3.5 Base	
•	Tower 85/15: Shelving 18	18	GPKU.CB8	3272	GPAU.CB8 3668
•	Tower 85/15: Shelving 30	30	GPKU.EB8	3889	GPAU.EB8 4293
•	Tower 85/15: Shelving 36	36	GPKU.FB8	4159	GPAU.FB8 4586

! Notes:

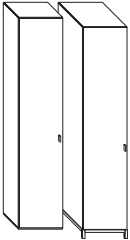
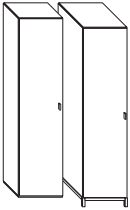
Number of adjustable shelves: 2 @ 42h, 3 @ 56h, 4 @ 72h, and 5 @ 85h.  
Units 72 and taller have a 3 grade top surface.  
Unfinished backs are standard.

Specify: Product Number  
Quantity  
Tagging  
Wood Finish  
Hardware Finish

• Denotes Item is illustrated.  
‡ Requires field sub-assembly.

Prices listed in Wood1 Finishes.

Towers, Cabinet Single Door



				Product No.	List \$	Product No.	List \$
<b>72 high</b>				<b>0.5 Base Trim</b>		<b>3.5 Base</b>	
•	Tower 72/15: Cabinet LH 18	18	15	GPLU.CBM	3139	GPBU.CBM	3537
	Tower 72/15: Cabinet RH 18	18	15	GPMU.CBM	3139	GPCU.CBM	3537
	Tower 72/15: Cabinet LH 24	24	15	GPLU.DBM	3604	GPBU.DBM	4007
	Tower 72/15: Cabinet RH 24	24	15	GPMU.DBM	3604	GPCU.DBM	4007
•	Tower 72/24: Cabinet LH 18	18	24	GPLU.CDM	3389	GPBU.CDM	3815
	Tower 72/24: Cabinet RH 18	18	24	GPMU.CDM	3389	GPCU.CDM	3815
	Tower 72/24: Cabinet LH 24	24	24	GPLU.DDM	3884	GPBU.DDM	4334
	Tower 72/24: Cabinet RH 24	24	24	GPMU.DDM	3884	GPCU.DDM	4334
<b>85 high</b>				<b>0.5 Base Trim</b>		<b>3.5 Base</b>	
•	Tower 85/15: Cabinet LH 18	18	15	GPLU.CB8	3335	GPBU.CB8	3734
	Tower 85/15: Cabinet RH 18	18	15	GPMU.CB8	3335	GPCU.CB8	3734
	Tower 85/15: Cabinet LH 24	24	15	GPLU.DB8	3893	GPBU.DB8	4298
	Tower 85/15: Cabinet RH 24	24	15	GPMU.DB8	3893	GPCU.DB8	4298
•	Tower 85/24: Cabinet LH 18	18	24	GPLU.CD8	3611	GPBU.CD8	4038
	Tower 85/24: Cabinet RH 18	18	24	GPMU.CD8	3611	GPCU.CD8	4038
	Tower 85/24: Cabinet LH 24	24	24	GPLU.DD8	4211	GPBU.DD8	4660
	Tower 85/24: Cabinet RH 24	24	24	GPMU.DD8	4211	GPCU.DD8	4660

+ Options:

For Proxy-wrapped doors, specify Opton LF and add \$555 per door.

For StitchedProxy-wrapped doors, specify Opton SF and add \$879 per door.

Locks are optional.

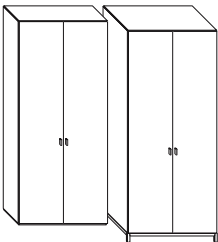
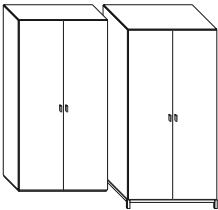
! Notes:

Number of adjustable shelves: 4 @ 72h, and 5 @ 85h.

Units have 3 grade top surface.

Unfinished backs are standard.

Towers, Cabinet Double Door



<b>72 high</b>				<b>36w</b>	<b>d</b>	<b>72h</b>	<b>0.5 Base Trim</b>	<b>3.5 Base</b>
•	Tower 72/15: Cabinet DBL 36		15				GPNU.FBM	3770
•	Tower 72/24: Cabinet DBL 36		24				GPNU.FDM	4093
								4196
								4542
<b>85 high</b>				<b>36w</b>	<b>d</b>	<b>85h</b>	<b>0.5 Base Trim</b>	<b>3.5 Base</b>
•	Tower 85/15: Cabinet DBL 36		15				GPNU.FB8	4334
•	Tower 85/24: Cabinet DBL 36		24				GPNU.FD8	4735
								4762
								5183

+ Options:

For Proxy-wrapped doors, specify Opton LF and add \$555 per door.

For StitchedProxy-wrapped doors, specify Opton SF and add \$879 per door.

Locks are optional.

! Notes:

Number of adjustable shelves: 4 @ 72h, and 5 @ 85h.

Units have 3 grade top surface.

Unfinished backs are standard.

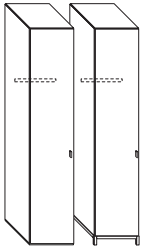
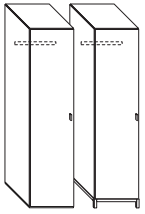


Specify: Product Number  
Quantity  
Tagging  
Wood Finish  
Hardware Finish

• Denotes Item is illustrated.

Prices listed in Wood1 Finishes.

Towers, Garment



			Product No.	List \$	Product No.	List \$
72 high	w	24d 72h	0.5 Base Trim		3.5 Base	
• Tower 72/24: Garment LH 18	18		GPPU.CDM	3024	GPEU.CDM	3422
Tower 72/24: Garment RH 18	18		GPQU.CDM	3024	GPFU.CDM	3422
Tower 72/24: Garment LH 24	24		GPPU.DDM	3146	GPEU.DDM	3549
Tower 72/24: Garment RH 24	24		GPQU.DDM	3146	GPFU.DDM	3549
85 high	w	24d 85h	0.5 Base Trim		3.5 Base	
• Tower 85/24: Garment LH 18	18		GPPU.CD8	3246	GPEU.CD8	3641
Tower 85/24: Garment RH 18	18		GPQU.CD8	3246	GPFU.CD8	3641
Tower 85/24: Garment LH 24	24		GPPU.DD8	3464	GPEU.DD8	3867
Tower 85/24: Garment RH 24	24		GPQU.DD8	3464	GPFU.DD8	3867

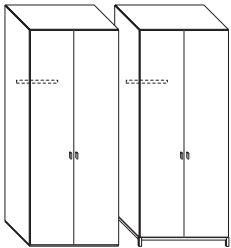
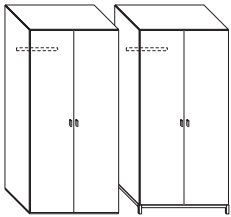
+ Options:

For Proxy-wrapped doors, specify Opton LF and add \$555 per door.  
For StitchedProxy-wrapped doors, specify Opton SF and add \$879 per door.  
Locks are optional.

! Notes:

Units 85 high have an adjustable shelf above the coat rod.  
Units have 3 grade top surface.  
Unfinished backs are standard.

Towers, Garment-Cabinet



			Product No.	List \$	Product No.	List \$
72h	36w	24d 72h	0.5 Base Trim		3.5 Base	
• Tower 72/24: Garment:Cab 36			GPRU.FDM	4147	GPGU.FDM	4573
Tower 72/24: Cab:Garment 36			GPSU.FDM	4147	GPHU.FDM	4573
85h	36w	24d 85h	0.5 Base Trim		3.5 Base	
• Tower 85/24: Garment:Cab 36			GPRU.FD8	4539	GPGU.FD8	4966
Tower 85/24: Cab:Garment 36			GPSU.FD8	4539	GPHU.FD8	4966

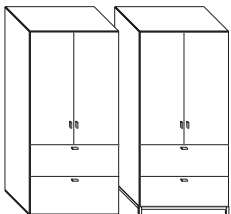
+ Options:

For Proxy-wrapped doors, specify Opton LF and add \$555 per door.  
For StitchedProxy-wrapped doors, specify Opton SF and add \$879 per door.  
Locks are optional.

! Notes:

Number of adjustable shelves: 4 @ 72h, and 5 @ 85h.  
Units 85 high get an additional adjustable shelf above the coat rod.  
Units have 3 grade top surface.  
Unfinished backs are standard.

Towers, Cabinet/LatFile



			Product No.	List \$	Product No.	List \$
72h	w	24d 72h	0.5 Base Trim		3.5 Base	
Tower 72/24: Cab/LatF 30	30		GPTU.EDM	5814	GPJU.EDM	6241
• Tower 72/24: Cab/LatF 36	36		GPTU.FDM	5876	GPJU.FDM	6328

+ Options:

For Proxy-wrapped doors, specify Opton LF and add \$555 per door.  
For StitchedProxy-wrapped doors, specify Opton SF and add \$879 per door.  
Locks are optional.

! Notes:

Cabinet areas have 2 adjustable shelves.  
Units have 3 grade top surface.  
Unfinished backs are standard.

Specify: Product Number  
Quantity  
Tagging  
Wood Finish  
Hardware Finish

• Denotes Item is illustrated.

Prices listed in Wood1 Finishes.