

SWIVEL • GUEST

901 HIGHBACK	T.2
901 MANAGER	T.3
901 SLED	T.4
901 COVER	T.4
AGREE HIGH-BACK	T.5
AGREE MID-BACK	T.5
AGREE COVER	T.7
AIM GUEST CHAIR W/ CASTERS	T.7
AIM GUEST CHAIR W/ GLIDES	T.7
AIM GUEST CHAIR TRUMPET BASE	T.7

901 HIGH BACK

FREIGHT INCLUDED

901 HighBack FullLoop



Item No	Dimensions	Fabric \$					Leather \$				
901.0500	25w	COM	816	Gr6	1080	Gr12	1344	COL	939	L6	2579
	26d	Gr1	860	Gr7	1124	Gr13	1388	L1	1554	L7	2784
	44h	Gr2	904	Gr8	1168	Gr14	1432	L2	1759	L8	2989
	18sh	Gr3	948	Gr9	1212	Gr15	1476	L3	1964	L9	3194
	27.5ah	Gr4	992	Gr10	1256	Gr16	1520	L4	2169	L10	3399
	+/- 2.5 ht adjust 2 yds, 41 sf	Gr5	1036	Gr11	1300	Gr17	1564	L5	2374	L11	3604

901 HighBack Open-Loop



901.0541	25w	COM	846	Gr6	1110	Gr12	1374	COL	972	L6	2612
	26d	Gr1	890	Gr7	1154	Gr13	1418	L1	1587	L7	2817
	44h	Gr2	934	Gr8	1198	Gr14	1462	L2	1792	L8	3022
	18sh	Gr3	978	Gr9	1242	Gr15	1506	L3	1997	L9	3227
	27.5ah	Gr4	1022	Gr10	1286	Gr16	1550	L4	2202	L10	3432
	+/- 2.5 ht adjust 2 yds, 41 sf	Gr5	1066	Gr11	1330	Gr17	1594	L5	2407	L11	3637

901 HighBack Task



901.0501	25w	COM	770	Gr6	1034	Gr12	1298	COL	886	L6	2526
	26d	Gr1	814	Gr7	1078	Gr13	1342	L1	1501	L7	2731
	44h	Gr2	858	Gr8	1122	Gr14	1386	L2	1706	L8	2936
	18sh	Gr3	902	Gr9	1166	Gr15	1430	L3	1911	L9	3141
	27.5ah	Gr4	946	Gr10	1210	Gr16	1474	L4	2116	L10	3346
	+/- 2.5 ht adjust 2 yds, 41 sf	Gr5	990	Gr11	1254	Gr17	1518	L5	2321	L11	3551

901 HighBack Adjustable Arm



901.0531	25w	COM	869	Gr6	1133	Gr12	1397	COL	1000	L6	2640
	26d	Gr1	913	Gr7	1177	Gr13	1441	L1	1615	L7	2845
	44h	Gr2	957	Gr8	1221	Gr14	1485	L2	1820	L8	3050
	18sh	Gr3	1001	Gr9	1265	Gr15	1529	L3	2025	L9	3255
	27.5ah	Gr4	1045	Gr10	1309	Gr16	1573	L4	2230	L10	3460
	+/- 2.5 ht adjust 2 yds, 41 sf	Gr5	1089	Gr11	1353	Gr17	1617	L5	2435	L11	3665

! Notes (for all products above):

Standard base finish is Black

+ Options

For Chrome base finish, specify Option BC; add \$85.

For Knee-Tilt Mechanism, specify Option BK; add \$113.

Specify: Item Number
Quantity
Tagging
Upholstery

Fire Rating:
All upholstered pieces pass Cal-117.
For Cal-133 or Boston Fire, contact
Customer Service at (507) 867-4280.

TUOHY

901 Manager FullLoop



Item No	Dimensions	Fabric \$					Leather \$					
901.0510	25w	COM	701	Gr6	925	Gr12	1150	COL	806	L6	2166	
	24d	Gr1	738	Gr7	963	Gr13	1187	L1	1316	L7	2336	
	33h	Gr2	776	Gr8	1000	Gr14	1225	L2	1486	L8	2506	
	18sh	Gr3	813	Gr9	1038	Gr15	1262	L3	1656	L9	2676	
	27.5ah	Gr4	851	Gr10	1075	Gr16	1299	L4	1826	L10	2846	
	+/- 2.5 ht adjust 1.7 yds, 34 sf	Gr5	888	Gr11	1112	Gr17	1337	L5	1996	L11	3016	

901 Manager Open-Loop



901.0542	25w	COM	729	Gr6	953	Gr12	1178	COL	838	L6	2198
	24d	Gr1	766	Gr7	991	Gr13	1215	L1	1348	L7	2368
	33h	Gr2	804	Gr8	1028	Gr14	1253	L2	1518	L8	2538
	18sh	Gr3	841	Gr9	1066	Gr15	1290	L3	1688	L9	2708
	27.5ah	Gr4	879	Gr10	1103	Gr16	1327	L4	1858	L10	2878
	+/- 2.5 ht adjust 1.7 yds, 34 sf	Gr5	916	Gr11	1140	Gr17	1365	L5	2028	L11	3048

901 Manager Task



901.0502	25w	COM	653	Gr6	877	Gr12	1102	COL	752	L6	2112
	24d	Gr1	690	Gr7	915	Gr13	1139	L1	1262	L7	2282
	33h	Gr2	728	Gr8	952	Gr14	1177	L2	1432	L8	2452
	18sh	Gr3	765	Gr9	990	Gr15	1214	L3	1602	L9	2622
	27.5ah	Gr4	803	Gr10	1027	Gr16	1251	L4	1772	L10	2792
	+/- 2.5 ht adjust 1.7 yds, 34 sf	Gr5	840	Gr11	1064	Gr17	1289	L5	1942	L11	2962

901 Manager Adjustable Arm



901.0532	25w	COM	753	Gr6	977	Gr12	1202	COL	865	L6	2225
	24d	Gr1	790	Gr7	1015	Gr13	1239	L1	1375	L7	2395
	33h	Gr2	828	Gr8	1052	Gr14	1277	L2	1545	L8	2565
	18sh	Gr3	865	Gr9	1090	Gr15	1314	L3	1715	L9	2735
	27.5ah	Gr4	903	Gr10	1127	Gr16	1351	L4	1885	L10	2905
	+/- 2.5 ht adjust 1.7 yds, 34 sf	Gr5	940	Gr11	1164	Gr17	1389	L5	2055	L11	3075

901 Manager Armless*



901.0503	20w	COM	583	Gr6	807	Gr12	1032	COL	671	L6	2031
	24d	Gr1	620	Gr7	845	Gr13	1069	L1	1181	L7	2201
	33h	Gr2	658	Gr8	882	Gr14	1107	L2	1351	L8	2371
	18sh	Gr3	695	Gr9	920	Gr15	1144	L3	1521	L9	2541
	+/- 2.5 ht adjust	Gr4	733	Gr10	957	Gr16	1181	L4	1691	L10	2711
	1.7 yds, 34 sf	Gr5	770	Gr11	994	Gr17	1219	L5	1861	L11	2881

! Notes (for all products above):

Standard base finish is Black

+ Options

For Chrome base finish, specify Option BC; add \$85.

For Knee-Tilt Mechanism, specify Option BK; add \$113.



Specify: Item Number
Quantity
Tagging
Upholstery

Fire Rating:
All upholstered pieces pass Cal-117.
For Cal-133 or Boston Fire, contact
Customer Service at (507) 867-4280.

901 SLED

FREIGHT INCLUDED

901 Sled FullLoop



Item No	Dimensions	Fabric \$					Leather \$				
901.0515	25w	COM	562	Gr6	786	Gr12	1011	COL	646	L6	2006
	24d	Gr1	599	Gr7	824	Gr13	1048	L1	1156	L7	2176
	34h	Gr2	637	Gr8	861	Gr14	1086	L2	1326	L8	2346
	18sh	Gr3	674	Gr9	899	Gr15	1123	L3	1496	L9	2516
	27.5ah	Gr4	712	Gr10	936	Gr16	1160	L4	1666	L10	2686
	1.7 yds, 34 sf	Gr5	749	Gr11	973	Gr17	1198	L5	1836	L11	2856

901 Sled Open-Loop



901.0545	25w	COM	590	Gr6	814	Gr12	1039	COL	678	L6	2038
	24d	Gr1	627	Gr7	852	Gr13	1076	L1	1188	L7	2208
	34h	Gr2	665	Gr8	889	Gr14	1114	L2	1358	L8	2378
	18sh	Gr3	702	Gr9	927	Gr15	1151	L3	1528	L9	2548
	27.5ah	Gr4	740	Gr10	964	Gr16	1188	L4	1698	L10	2718
	1.7 yds, 34 sf	Gr5	777	Gr11	1001	Gr17	1226	L5	1868	L11	2888

901 Sled Task



901.0525	25w	COM	514	Gr6	738	Gr12	963	COL	591	L6	1951
	24d	Gr1	551	Gr7	776	Gr13	1000	L1	1101	L7	2121
	34h	Gr2	589	Gr8	813	Gr14	1038	L2	1271	L8	2291
	18sh	Gr3	626	Gr9	851	Gr15	1075	L3	1441	L9	2461
	27.5ah	Gr4	664	Gr10	888	Gr16	1112	L4	1611	L10	2631
	1.7 yds, 34 sf	Gr5	701	Gr11	925	Gr17	1150	L5	1781	L11	2801

901 Sled Adjustable Arm



901.0535	25w	COM	614	Gr6	838	Gr12	1063	COL	705	L6	2065
	24d	Gr1	651	Gr7	876	Gr13	1100	L1	1215	L7	2235
	34h	Gr2	689	Gr8	913	Gr14	1138	L2	1385	L8	2405
	18sh	Gr3	726	Gr9	951	Gr15	1175	L3	1555	L9	2575
	27.5ah	Gr4	764	Gr10	988	Gr16	1212	L4	1725	L10	2745
	1.7 yds, 34 sf	Gr5	801	Gr11	1025	Gr17	1250	L5	1895	L11	2915

901 Sled Armless*



901.0505	20w	COM	443	Gr6	667	Gr12	892	COL	511	L6	1871
	24d	Gr1	480	Gr7	705	Gr13	929	L1	1021	L7	2041
	34h	Gr2	518	Gr8	742	Gr14	967	L2	1191	L8	2211
	18sh	Gr3	555	Gr9	780	Gr15	1004	L3	1361	L9	2381
	1.7 yds, 34 sf	Gr4	593	Gr10	817	Gr16	1041	L4	1531	L10	2551
		Gr5	630	Gr11	854	Gr17	1079	L5	1701	L11	2721

! Notes (for all products above):
Standard base finish is Black

901 Cover HighBack



901.0580	19w	COM	174	Gr6	438	Gr12	702	COL	200	L6	1840
	2 yds, 41 sf	Gr1	218	Gr7	482	Gr13	746	L1	815	L7	2045
		Gr2	262	Gr8	526	Gr14	790	L2	1020	L8	2250
		Gr3	306	Gr9	570	Gr15	834	L3	1225	L9	2455
		Gr4	350	Gr10	614	Gr16	878	L4	1430	L10	2660
		Gr5	394	Gr11	658	Gr17	922	L5	1635	L11	2865

901 Cover Manager, Sled










901.0590	19w	COM	138	Gr6	362	Gr12	587	COL	159	L6	1519
	1.7 yds, 34 sf	Gr1	175	Gr7	400	Gr13	624	L1	669	L7	1689
		Gr2	213	Gr8	437	Gr14	662	L2	839	L8	1859
		Gr3	250	Gr9	475	Gr15	699	L3	1009	L9	2029
		Gr4	288	Gr10	512	Gr16	736	L4	1179	L10	2199
		Gr5	325	Gr11	549	Gr17	774	L5	1349	L11	2369

Specify: Item Number
Quantity
Tagging
Upholstery

Fire Rating:
All upholstered pieces pass Cal-117.
For Cal-133 or Boston Fire, contact
Customer Service at (507) 867-4280.

TUOHY




	Item No	Dimensions	Fabric \$					Leather \$					
 <p>Agree High-Back Conf FullLoop</p>	905.1610	22w	COM 1088	Gr6 1484	Gr12 1880	COL 1251	L6 3691	24d	Gr1 1154	Gr7 1550	Gr13 1946	L1 2166	L7 3996
		47h	Gr2 1220	Gr8 1616	Gr14 2012	L2 2471	L8 4301	19sh	Gr3 1286	Gr9 1682	Gr15 2078	L3 2776	L9 4606
		27ah	Gr4 1352	Gr10 1748	Gr16 2144	L4 3081	L10 4911	+/- 2 ht adjust	Gr5 1418	Gr11 1814	Gr17 2210	L5 3386	L11 5216
		3 yds, 61 sf											
 <p>Agree High-Back Conf Task Arm</p>	905.1611	26w	COM 1152	Gr6 1548	Gr12 1944	COL 1326	L6 3766	24d	Gr1 1218	Gr7 1614	Gr13 2010	L1 2241	L7 4071
		47h	Gr2 1284	Gr8 1680	Gr14 2076	L2 2546	L8 4376	19sh	Gr3 1350	Gr9 1746	Gr15 2142	L3 2851	L9 4681
		29ah	Gr4 1416	Gr10 1812	Gr16 2208	L4 3156	L10 4986	+/- 2 ht adjust	Gr5 1482	Gr11 1878	Gr17 2274	L5 3461	L11 5291
		+/- 1.5 arm adjust											
		3 yds, 61 sf											
 <p>Agree High-Back Synchro FullLoop</p>	905.1600	22w	COM 1121	Gr6 1517	Gr12 1913	COL 1291	L6 3731	24d	Gr1 1187	Gr7 1583	Gr13 1979	L1 2206	L7 4036
		47h	Gr2 1253	Gr8 1649	Gr14 2045	L2 2511	L8 4341	19sh	Gr3 1319	Gr9 1715	Gr15 2111	L3 2816	L9 4646
		27ah	Gr4 1385	Gr10 1781	Gr16 2177	L4 3121	L10 4951	+/- 2 ht adjust	Gr5 1451	Gr11 1847	Gr17 2243	L5 3426	L11 5256
		3 yds, 61 sf											
 <p>Agree High-Back Synchro Task Arm</p>	905.1601	26w	COM 1188	Gr6 1584	Gr12 1980	COL 1364	L6 3804	24d	Gr1 1254	Gr7 1650	Gr13 2046	L1 2279	L7 4109
		47h	Gr2 1320	Gr8 1716	Gr14 2112	L2 2584	L8 4414	19sh	Gr3 1386	Gr9 1782	Gr15 2178	L3 2889	L9 4719
		29ah	Gr4 1452	Gr10 1848	Gr16 2244	L4 3194	L10 5024	+/- 2 ht adjust	Gr5 1518	Gr11 1914	Gr17 2310	L5 3499	L11 5329
		+/- 1.5 arm adjust											
		3 yds, 61 sf											
 <p>Agree Mid-Back Conf FullLoop</p>	905.1510	22w	COM 1038	Gr6 1408	Gr12 1777	COL 1193	L6 3473	24d	Gr1 1100	Gr7 1469	Gr13 1839	L1 2048	L7 3758
		42.5h	Gr2 1161	Gr8 1531	Gr14 1900	L2 2333	L8 4043	19sh	Gr3 1223	Gr9 1592	Gr15 1962	L3 2618	L9 4328
		27ah	Gr4 1284	Gr10 1654	Gr16 2024	L4 2903	L10 4613	+/- 2 ht adjust	Gr5 1346	Gr11 1716	Gr17 2085	L5 3188	L11 4898
		2.8 yds, 57 sf											
 <p>Agree Mid-Back Conf Task Arm</p>	905.1511	26w	COM 1102	Gr6 1472	Gr12 1841	COL 1268	L6 3548	24d	Gr1 1164	Gr7 1533	Gr13 1903	L1 2123	L7 3833
		42.5h	Gr2 1225	Gr8 1595	Gr14 1964	L2 2408	L8 4118	19sh	Gr3 1287	Gr9 1656	Gr15 2026	L3 2693	L9 4403
		29ah	Gr4 1348	Gr10 1718	Gr16 2088	L4 2978	L10 4688	+/- 2 ht adjust	Gr5 1410	Gr11 1780	Gr17 2149	L5 3263	L11 4973
		+/- 1.5 arm adjust											
		2.8 yds, 57 sf											
 <p>Agree Mid-Back Conf Armless</p>	905.1512	19w	COM 969	Gr6 1339	Gr12 1708	COL 1114	L6 3394	24d	Gr1 1031	Gr7 1400	Gr13 1770	L1 1969	L7 3679
		42.5h	Gr2 1092	Gr8 1462	Gr14 1831	L2 2254	L8 3964	19sh	Gr3 1154	Gr9 1523	Gr15 1893	L3 2539	L9 4249
		+/- 2 ht adjust	Gr4 1215	Gr10 1585	Gr16 1955	L4 2824	L10 4534	2.8 yds, 57 sf	Gr5 1277	Gr11 1647	Gr17 2016	L5 3109	L11 4819

! Notes (for all products above):
Synchro-Tilt chairs have double-wheeled, hooded casters.





Specify: Item Number
Quantity
Tagging
Upholstery

Fire Rating:
All upholstered pieces pass Cal-117.
For Cal-133 or Boston Fire, contact
Customer Service at (507) 867-4280.

	Item No	Dimensions	Fabric \$					Leather \$				
 Agree Mid-Back Synchro FullLoop	905.1500	22w	COM 1072	Gr6 1442	Gr12 1811	COL 1233	L6 3513					
		24d	Gr1 1134	Gr7 1503	Gr13 1873	L1 2088	L7 3798					
		42.5h	Gr2 1195	Gr8 1565	Gr14 1934	L2 2373	L8 4083					
		19sh	Gr3 1257	Gr9 1626	Gr15 1996	L3 2658	L9 4368					
		27ah	Gr4 1318	Gr10 1688	Gr16 2058	L4 2943	L10 4653					
		+/- 2 ht adjust 2.8 yds, 57 sf	Gr5 1380	Gr11 1750	Gr17 2119	L5 3228	L11 4938					
 Agree Mid-Back Synchro Task Arm	905.1501	26w	COM 1138	Gr6 1508	Gr12 1877	COL 1308	L6 3588					
		24d	Gr1 1200	Gr7 1569	Gr13 1939	L1 2163	L7 3873					
		42.5h	Gr2 1261	Gr8 1631	Gr14 2000	L2 2448	L8 4158					
		19sh	Gr3 1323	Gr9 1692	Gr15 2062	L3 2733	L9 4443					
		29ah	Gr4 1384	Gr10 1754	Gr16 2124	L4 3018	L10 4728					
		+/- 2 ht adjust +/-1.5 arm adjust 2.8 yds, 57 sf	Gr5 1446	Gr11 1816	Gr17 2185	L5 3303	L11 5013					
 Agree Mid-Back Synchro Armless	905.1502	19w	COM 1003	Gr6 1373	Gr12 1742	COL 1153	L6 3433					
		24d	Gr1 1065	Gr7 1434	Gr13 1804	L1 2008	L7 3718					
		42.5h	Gr2 1126	Gr8 1496	Gr14 1865	L2 2293	L8 4003					
		19sh	Gr3 1188	Gr9 1557	Gr15 1927	L3 2578	L9 4288					
		+/- 2 ht adjust	Gr4 1249	Gr10 1619	Gr16 1989	L4 2863	L10 4573					
		2.8 yds, 57 sf	Gr5 1311	Gr11 1681	Gr17 2050	L5 3148	L11 4858					

! Note:
Synchro-Tilt chairs have double-wheeled, hooded casters.

 Agree Mid-Back Guest FullLoop	905.1520	22w	COM 1008	Gr6 1378	Gr12 1747	COL 1161	L6 3441				
		24d	Gr1 1070	Gr7 1439	Gr13 1809	L1 2016	L7 3726				
		42h	Gr2 1131	Gr8 1501	Gr14 1870	L2 2301	L8 4011				
		18.5sh	Gr3 1193	Gr9 1562	Gr15 1932	L3 2586	L9 4296				
		26.5ah	Gr4 1254	Gr10 1624	Gr16 1994	L4 2871	L10 4581				
		+/- 2 ht adjust 2.8 yds, 57 sf	Gr5 1316	Gr11 1686	Gr17 2055	L5 3156	L11 4866				
 Agree Mid-Back Guest Armless	905.1522	19w	COM 875	Gr6 1245	Gr12 1614	COL 1006	L6 3286				
		24d	Gr1 937	Gr7 1306	Gr13 1676	L1 1861	L7 3571				
		42h	Gr2 998	Gr8 1368	Gr14 1737	L2 2146	L8 3856				
		18.5sh	Gr3 1060	Gr9 1429	Gr15 1799	L3 2431	L9 4141				
		+/- 2 ht adjust	Gr4 1121	Gr10 1491	Gr16 1861	L4 2716	L10 4426				
		2.8 yds, 57 sf	Gr5 1183	Gr11 1553	Gr17 1922	L5 3001	L11 4711				

! Notes (all products above):
 Guest chairs have glides.
 Bases are Polished Aluminum.
 All units above have a stationary lumbar/back height; see option below for adjustability.
 Task Arms are adjustable; all Task Arm components are black.

+ Option:
 For Lumbar/Back height adjustment (+/- 1.5 inches), change the 4th digit from 1 to 0; no price change.

Specify: Item Number
 Quantity
 Tagging
 Upholstery

Fire Rating:
 All upholstered pieces pass Cal-117.
 For Cal-133 or Boston Fire, contact
 Customer Service at (507) 867-4280.



Agree Cover, High-Back



Item No	Dimensions	Fabric \$					Leather \$																							
		COM	Gr1	Gr2	Gr3	Gr4	Gr5	Gr6	Gr7	Gr8	Gr9	Gr10	Gr11	Gr12	Gr13	Gr14	Gr15	Gr16	Gr17	COL	L1	L2	L3	L4	L5	L6	L7	L8	L9	L10
905.0666	19w 3 yds, 61 sf	267	333	399	465	531	663	729	795	861	927	993	1059	1125	1191	1257	1323	1389	307	1222	1527	1832	2137	2442	2747	3052	3357	3662	3967	4272

Agree Cover, Mid-Back



Item No	Dimensions	Fabric \$					Leather \$																							
		COM	Gr1	Gr2	Gr3	Gr4	Gr5	Gr6	Gr7	Gr8	Gr9	Gr10	Gr11	Gr12	Gr13	Gr14	Gr15	Gr16	Gr17	COL	L1	L2	L3	L4	L5	L6	L7	L8	L9	L10
905.0555	19w 2.8 yds, 57 sf	233	295	356	418	479	603	664	726	787	849	911	972	1034	1095	1157	1219	1280	267	1122	1407	1692	1977	2262	2547	2832	3117	3402	3687	3972

Aim Guest Chair w/ Casters



Item No	Dimensions	Fabric \$					Leather \$																							
		COM	Gr1	Gr2	Gr3	Gr4	Gr5	Gr6	Gr7	Gr8	Gr9	Gr10	Gr11	Gr12	Gr13	Gr14	Gr15	Gr16	Gr17	COL	L1	L2	L3	L4	L5	L6	L7	L8	L9	L10
AP1	24w 24d 32-37h 20sw 17.5-22.5sh 2 yds, 41 sf	911	955	999	1043	1087	1175	1219	1263	1307	1351	1395	1439	1483	1527	1571	1615	1659	1048	1663	1868	2073	2278	2483	2688	2893	3098	3303	3508	3713

5-Leg Base has Resin Aluminum columns and Polished Aluminum legs.

Aim Guest Chair w/ Glides



Item No	Dimensions	Fabric \$					Leather \$																							
		COM	Gr1	Gr2	Gr3	Gr4	Gr5	Gr6	Gr7	Gr8	Gr9	Gr10	Gr11	Gr12	Gr13	Gr14	Gr15	Gr16	Gr17	COL	L1	L2	L3	L4	L5	L6	L7	L8	L9	L10
AP2	24w 24d 30.8-35.8h 20sw 16.3-21.3sh 2 yds, 41 sf	911	955	999	1043	1087	1175	1219	1263	1307	1351	1395	1439	1483	1527	1571	1615	1659	1048	1663	1868	2073	2278	2483	2688	2893	3098	3303	3508	3713

5-Leg Base has Resin Aluminum columns and Polished Aluminum legs.

Aim Guest Chair Trumpet Base



Item No	Dimensions	Fabric \$					Leather \$																							
		COM	Gr1	Gr2	Gr3	Gr4	Gr5	Gr6	Gr7	Gr8	Gr9	Gr10	Gr11	Gr12	Gr13	Gr14	Gr15	Gr16	Gr17	COL	L1	L2	L3	L4	L5	L6	L7	L8	L9	L10
APT	24w 24d 31h 20sw 17.5sh 2 yds, 41 sf	1172	1216	1260	1304	1348	1436	1480	1524	1568	1612	1656	1700	1744	1788	1832	1876	1920	1349	1964	2169	2374	2579	2784	2989	3194	3399	3604	3809	4014

Trumpet Base is Resin Aluminum.

> See also: Aim Lounge Collection



Specify: Item Number
Quantity
Tagging
Upholstery

Fire Rating:
All upholstered pieces pass Cal-117.
For Cal-133 or Boston Fire, contact
Customer Service at (507) 867-4280.

