

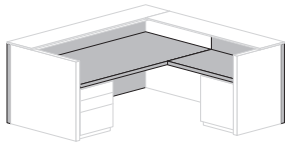
UFFIZI ADMIN • RECEPTION

Design by Archinet

GALLERY SHELL PROGRAM	M.2
BACKSPLASHES	M.4
PRIVACY SCREEN	M.5
CUBBY MANAGER	M.5
TRANSACTION TOPS	M.5
WALL HUTCH ADAPTOR KIT	M.5

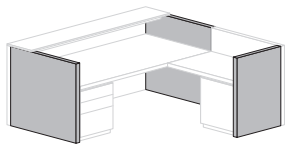


Gallery Shell Program

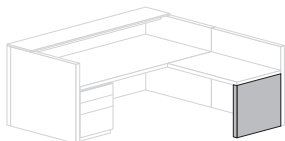


	w	d	42h	Item No.	List \$	Item No.	List \$
Gallery Shell (Top + Back Panel)				2-in Top/Panel		2-in Top/Panel w/ Stop	
• Gallery Shell: 42x24	42	26		CSB.4224-	1618	CSBL.4224-	1814
Gallery Shell: 42x30	42	32		CSB.4230-	1659	CSBL.4230-	1855
Gallery Shell: 48x24	48	26		CSB.4824-	1707	CSBL.4824-	1916
Gallery Shell: 48x30	48	32		CSB.4830-	1748	CSBL.4830-	1956
Gallery Shell: 54x24	54	26		CSB.5424-	1788	CSBL.5424-	2017
Gallery Shell: 54x30	54	32		CSB.5430-	1837	CSBL.5430-	2064
Gallery Shell: 60x24	60	26		CSB.6024-	1876	CSBL.6024-	2124
Gallery Shell: 60x30	60	32		CSB.6030-	1932	CSBL.6030-	2180
Gallery Shell: 66x24	66	26		CSB.6624-	1966	CSBL.6624-	2232
Gallery Shell: 66x30	66	32		CSB.6630-	2026	CSBL.6630-	2292
Gallery Shell: 72x24	72	26		CSB.7224-	2063	CSBL.7224-	2348
Gallery Shell: 72x30	72	32		CSB.7230-	2129	CSBL.7230-	2413
• Gallery Shell: 72x36	72	38		CSB.7236-	2193	CSBL.7236-	2478
Gallery Shell: 78x24	78	26		CSB.7824-	2151	CSBL.7824-	2454
Gallery Shell: 78x30	78	32		CSB.7830-	2218	CSBL.7830-	2522
Gallery Shell: 78x36	78	38		CSB.7836-	2287	CSBL.7836-	2591
Gallery Shell: 84x24	84	26		CSB.8424-	2253	CSBL.8424-	2575
Gallery Shell: 84x30	84	32		CSB.8430-	2329	CSBL.8430-	2651
Gallery Shell: 84x36	84	38		CSB.8436-	2404	CSBL.8436-	2727
Gallery Shell: 90x24	90	26		CSB.9024-	2338	CSBL.9024-	2680
Gallery Shell: 90x30	90	32		CSB.9030-	2418	CSBL.9030-	2760
Gallery Shell: 90x36	90	38		CSB.9036-	2498	CSBL.9036-	2840

Append the letter codes below and on the opposite page to the Item Numbers above, in L to R order; add pricing.



	w	d	42h		
Gallery End Panel 24	2	24		Z24	330
Gallery End Panel 30	2	30		Z30	410
Gallery End Panel 36	2	36		Z36	469
Gallery End Panel 42	2	42		Z42	515
Gallery End Panel 48	2	48		Z48	586
Gallery End Panel 54	2	54		Z54	639
Gallery End Panel 60	2	60		Z60	716
Gallery End Panel 66	2	66		Z66	779
Gallery End Panel 72	2	72		Z72	867



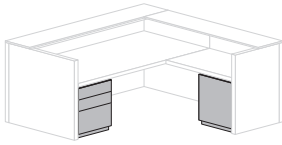
	w	d	27.5h		
Pedestal End Panel 24	2	24		A	300
Pedestal End Panel 30	2	30		A	330
Pedestal End Panel 36	2	36		A	374

Specify: Item Number
Quantity
Tagging
Metal Finish
Wood Finish

• Denotes Item is illustrated.
- Includes locks.
‡ Requires field sub-assembly.
Prices listed in Group 1 Finishes.

December 4, 2009

Gallery Program (cont.)



	w	d	27.5h	Item No.	List \$
Shelving 15x24	15	24		B	703
Shelving 18x24	18	24		C	834
Shelving 30x24	30	24		E	1120
Shelving 36x24	36	24		F	1254
Full Front: 2 File 18x24	18	24		G	1329
Full Front: 2 File 18x30	18	30		G	1400
Full Front: 2 File 18x36	18	36		G	1668
Full Front: 2Box/File 18x24	18	24		H	1349
Full Front: 2Box/File 18x30	18	30		H	1419
Full Front: 2Box/File 18x36	18	36		H	1687
Full Front: 2LatFile 30x24	30	24		J	1642
Full Front: 2LatFile 36x24	36	24		K	1829
Full Front: Trash/Recycle 18x24	18	24		L	1546
Full Front: Trash/Recycle 18x30	18	30		L	1617
Full Front: Trash/Recycle 18x36	18	36		L	1886
Full Front: Utility Drawer 18x24	18	24		M	1252
Full Front: Utility Drawer 18x30	18	30		M	1323
Full Front: Utility Drawer 18x36	18	36		M	1591
Cabinet-LH 15x 24	15	24		N	1136
Cabinet-LH 18x24	18	24		P	1172
Cabinet-RH 15x24	15	24		R	1136
Cabinet-RH 18x24	18	24		S	1172
Double Cabinet 30x24	30	24		U	1324
Double Cabinet 36x24	36	24		V	1433
2File 18x24	18	24		W	1406
2File 18x30	18	30		W	1477
2File 18x36	18	36		W	1745
2Box/File 18x24	18	24		Y	1427
2Box/File 18x30	18	30		Y	1497
2Box/File 18x36	18	36		Y	1765
4Box 18x24	18	24		0	1477
4Box 18x30	18	30		0	1546
4Box 18x36	18	36		0	1815
2LatFile 30x24	30	24		2	1737
2LatFile 36x24	36	24		3	1936
2LatB/LatFile 30x24	30	24		6	1914
2LatB/LatFile 36x24	36	24		7	2111

Open Kneespace (#) where # = inches required

+ Options:

Face Locks are included on all pedestals. For no locks, specify Option NL.
 For Keyless Electronic Locking, specify Option KL; add \$627 plus \$119 per pedestal module.
 Each Transmitter and Receiver is capable of locking up to 12 separate pedestal modules.
 Specify metal finish (where applicable): Brushed Nickel or Brushed Bronze.
 Wood Veneer includes all Group 1 species and solid paint colors; inquire regarding other species/colors.

! Notes:

Gallery Shells may be deployed as desk or runoff units.
 Gallery 2File, 2Box/File and 4Box pedestals have pull hardware (specify finish—see above) unless used next to a kneehole, in which case a continuously-shaped vertical edge will be used.
 Gallery pedestals have unfinished backs.
 Each Gallery End Panel adds 2-in to the overall width of the Gallery Shell.
 All vertical face panels have horizontal veneers; quartered and rift veneers are recommended.
 Pedestals used on Gallery shells with pencil stops are shortened by 2.5-in to allow for cord access at rear.
 Gallery shells with pencil stop have a 2.5-in cord access drop behind the pencil stop. If a 1.3-inch backsplash is used then 1.3-in is available for cord access.
 Shelving pedestals have metal shelves and vertical dividers (the latter on 30 and 36w units).

Specify: Item Number
 Quantity
 Tagging
 Metal Finish
 Wood Finish

• Denotes Item is illustrated.
 ↪ Includes locks.
 ‡ Requires field sub-assembly.
 Prices listed in Group 1 Finishes.

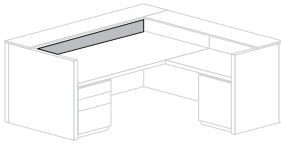
December 4, 2009

June 1, 2008

M.3



Backsplashes



	Item No.	List \$	Item No.	List \$	Item No.	List \$
11.5h—Flush, w TransTop	Cork	\$	Glass	\$	Gloss Polyester	\$
GalBacksplash11.5 24w	CSCC-24	466	CSGC-24	594	CSLC-24	555
GalBacksplash11.5 30w	CSCC-30	503	CSGC-30	664	CSLC-30	614
GalBacksplash11.5 36w	CSCC-36	540	CSGC-36	731	CSLC-36	673
GalBacksplash11.5 42w	CSCC-42	576	CSGC-42	801	CSLC-42	731
GalBacksplash11.5 48w	CSCC-48	613	CSGC-48	868	CSLC-48	790
GalBacksplash11.5 54w	CSCC-54	649	CSGC-54	937	CSLC-54	850
GalBacksplash11.5 60w	CSCC-60	686	CSGC-60	1006	CSLC-60	909
GalBacksplash11.5 66w	CSCC-66	723	CSGC-66	1075	CSLC-66	967
• GalBacksplash11.5 72w	CSCC-72	759	CSGC-72	1143	CSLC-72	1026
GalBacksplash11.5 78w	CSCC-78	796	CSGC-78	1212	CSLC-78	1085
GalBacksplash11.5 84w	CSCC-84	833	CSGC-84	1280	CSLC-84	1143
GalBacksplash11.5 90w	CSCC-90	869	CSGC-90	1349	CSLC-90	1202
12.4h—Flush, No TransTop	Cork	\$	Glass	\$	Gloss Polyester	\$
GalBacksplash12.4 24w	CSCB-24	491	CSGB-24	625	CSLB-24	584
GalBacksplash12.4 30w	CSCB-30	529	CSGB-30	698	CSLB-30	646
GalBacksplash12.4 36w	CSCB-36	568	CSGB-36	770	CSLB-36	708
GalBacksplash12.4 42w	CSCB-42	606	CSGB-42	842	CSLB-42	770
GalBacksplash12.4 48w	CSCB-48	645	CSGB-48	914	CSLB-48	832
GalBacksplash12.4 54w	CSCB-54	683	CSGB-54	986	CSLB-54	894
GalBacksplash12.4 60w	CSCB-60	723	CSGB-60	1059	CSLB-60	956
GalBacksplash12.4 66w	CSCB-66	760	CSGB-66	1132	CSLB-66	1018
• GalBacksplash12.4 72w	CSCB-72	800	CSGB-72	1204	CSLB-72	1081
GalBacksplash12.4 78w	CSCB-78	838	CSGB-78	1275	CSLB-78	1142
GalBacksplash12.4 84w	CSCB-84	876	CSGB-84	1348	CSLB-84	1204
GalBacksplash12.4 90w	CSCB-90	915	CSGB-90	1421	CSLB-90	1266
12.5h—Bypass, w TransTop	Cork	\$	Glass	\$	Gloss Polyester	\$
GalBacksplash12.5 24w	CSCE-24	501	CSGE-24	639	CSLE-24	596
GalBacksplash12.5 30w	CSCE-30	540	CSGE-30	711	CSLE-30	658
GalBacksplash12.5 36w	CSCE-36	579	CSGE-36	785	CSLE-36	723
GalBacksplash12.5 42w	CSCE-42	619	CSGE-42	860	CSLE-42	785
GalBacksplash12.5 48w	CSCE-48	657	CSGE-48	932	CSLE-48	848
GalBacksplash12.5 54w	CSCE-54	698	CSGE-54	1006	CSLE-54	913
GalBacksplash12.5 60w	CSCE-60	736	CSGE-60	1081	CSLE-60	976
GalBacksplash12.5 66w	CSCE-66	776	CSGE-66	1154	CSLE-66	1038
• GalBacksplash12.5 72w	CSCE-72	815	CSGE-72	1227	CSLE-72	1102
GalBacksplash12.5 78w	CSCE-78	856	CSGE-78	1301	CSLE-78	1165
GalBacksplash12.5 84w	CSCE-84	893	CSGE-84	1375	CSLE-84	1227
GalBacksplash12.5 90w	CSCE-90	934	CSGE-90	1449	CSLE-90	1291
13.4h—Bypass, No TransTop	Cork	\$	Glass	\$	Gloss Polyester	\$
GalBacksplash13.4 24w	CSCD-24	516	CSGD-24	656	CSLD-24	614
GalBacksplash13.4 30w	CSCD-30	555	CSGD-30	732	CSLD-30	678
GalBacksplash13.4 36w	CSCD-36	596	CSGD-36	809	CSLD-36	745
GalBacksplash13.4 42w	CSCD-42	638	CSGD-42	885	CSLD-42	809
GalBacksplash13.4 48w	CSCD-48	677	CSGD-48	959	CSLD-48	873
GalBacksplash13.4 54w	CSCD-54	719	CSGD-54	1036	CSLD-54	939
GalBacksplash13.4 60w	CSCD-60	758	CSGD-60	1112	CSLD-60	1004
GalBacksplash13.4 66w	CSCD-66	799	CSGD-66	1188	CSLD-66	1069
• GalBacksplash13.4 72w	CSCD-72	839	CSGD-72	1265	CSLD-72	1135
GalBacksplash13.4 78w	CSCD-78	881	CSGD-78	1340	CSLD-78	1199
GalBacksplash13.4 84w	CSCD-84	920	CSGD-84	1414	CSLD-84	1265
GalBacksplash13.4 90w	CSCD-90	961	CSGD-90	1491	CSLD-90	1329

+ Options/Parametrics:

Widths: 24-90. Replace number codes with actual width dimension; use next larger std size for pricing.

Specify metal finish for Trim: Brushed Nickel or Brushed Bronze.

For Glass/Magnet Backsplash, change ??G? to ??H?; add \$2 per inch of width.

Gloss Polyester available in four standard colors; special colors available with a one-time mixing charge.

! Notes:

Backsplashes cannot run into a corner in instances where a Transaction Top is used on one side only.

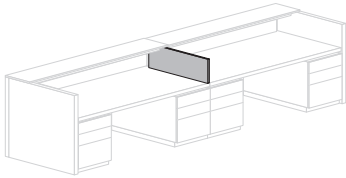
Specify: Item Number
Quantity
Tagging
Wood Finish

- Denotes Item is illustrated.
- Includes locks.
- ‡ Requires field sub-assembly.

Prices listed in Group 1 Finishes.



Privacy Screen



	1.2w	d	11.5h	Gr1 Wood	Back Painted Glass	Item No.	List \$	Item No.	List \$
Privacy Screen 24		21.4		C5AA.24	CSBA.24	611	799		
Privacy Screen 30		27.4		C5AA.30	CSBA.30	650	890		
Privacy Screen 36		33.4		C5AA.36	CSBA.36	689	981		

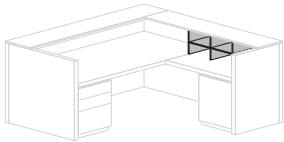
! Notes:

Privacy Screens situate proud of the back panel, for ease of cord pass-through.

+ Options:

For Wood/Magnet or Glass/Magnet functionality, change ???A to ???B; add \$2 per inch of depth.

Cubby Manager



Cubby Manager	w	9d	11.5h				
• Cubby Manager 48	48			CSCM.48		1297	
Cubby Manager 54	54			CSCM.54		1325	
Cubby Manager 60	60			CSCM.60		1352	
Cubby Manager 66	66			CSCM.66		1381	
Cubby Manager 72	72			CSCM.72		1408	
Cubby Manager 78	78			CSCM.78		1428	
Cubby Manager 84	84			CSCM.84		1444	
Cubby Manager 90	90			CSCM.90		1520	

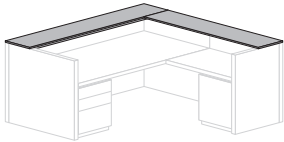
! Notes:

Place Cubby Managers on any work surface, with or without a Transaction Top; back is unfinished.

+ Options:

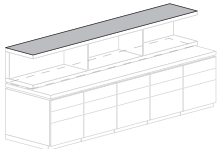
Specify metal finish for vertical dividers: Brushed Nickel or Brushed Bronze.

Transaction Tops



Transaction Top	w	11d	.75th	Gr1 Wood	Back Painted Glass		
GalleryTop 36	40			CSTT.36	CSGT.36	721	938
GalleryTop 42	46			CSTT.42	CSGT.42	810	1062
GalleryTop 48	52			CSTT.48	CSGT.48	833	1188
GalleryTop 54	58			CSTT.54	CSGT.54	866	1314
• GalleryTop 60	64			CSTT.60	CSGT.60	900	1438
GalleryTop 66	70			CSTT.66	CSGT.66	932	1564
• GalleryTop 72	76			CSTT.72	CSGT.72	959	1688
GalleryTop 78	82			CSTT.78	CSGT.78	979	1814
GalleryTop 84	88			CSTT.84	CSGT.84	991	1940
GalleryTop 90	94			CSTT.90	CSGT.90	1063	2064


Wall Hutch Adaptor Kit



Spacer and Finished Top	w	15d	0.5h				
Wall Hutch Kit 36	36			CSHA.36		425	
Wall Hutch Kit 54	54			CSHA.54		575	
Wall Hutch Kit 60	60			CSHA.60		625	
Wall Hutch Kit 72	72			CSHA.72		725	
Wall Hutch Kit 90	90			CSHA.90		860	

! Notes:

Adapts Uffizi Private Office Wall Hutches/Shelving and Wall Hutches/Cabinet Doors to work surface height.



Specify: Item Number
Quantity
Tagging
Metal Finish
Wood Finish

• Denotes Item is illustrated.
- Includes locks.
‡ Requires field sub-assembly.
Prices listed in Group 1 Finishes.

January 20, 2009
October 6, 2008
June 1, 2008

