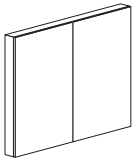


UFFIZI CONFERENCE

Design by Archinet

WALL VISUAL BOARDS	S.2
WALL SHELVES	S.2
LECTERNS	S.2
UTILITY CONSOLES	S.3
WALL CREDENZAS/SHELVING	S.4
WALL CREDENZAS/SLIDING DOORS	S.5
WALL CREDENZAS/CABINET DOORS	S.6
CREDENZA TOPS	S.7
CREDENZA SHELLS	S.8
PENCIL-STOP TRIM	S.10
T-PANELS	S.11
MODESTY PANELS, FIXED	S.11
MODESTY PANELS, ACCESS/REMOVABLE	S.11
PEDESTALS, MODULAR	S.12
POWER-DATA CONSOLE	S.12
BUFFET PEDESTALS, MODULAR	S.13
BACK PANELS/FULL WALL-HUNG HEIGHT	S.14
BACK PANELS 72, BYPASS CREDENZA	S.15
BACK PANELS 72, FLUSH TO CREDENZA	S.16
BACK PANELS 72, BYPASS BUFFET	S.17
BACK PANELS 72, FLUSH TO BUFFET	S.18
BACK PANEL ACCESSORIES	S.19
TABLES, METAL LEGS	S.20

Wall Visual Boards



	Item No.	List \$	Item No.	List \$
	Wood Group-1 Doors		Glass Doors	
• Visual Board NT 36w x 36h	TUVBW.3636	3348	TUVBG.3636	3898
Visual Board NT 48w x 36h	TUVBW.4836	3480	TUVBG.4836	4205
• Visual Board 48w x 48h	TUVBW.4848	3615	TUVBG.4848	4340
Visual Board+Screen NT 48w x 48h	TUVSW.4848	3847	TUVSG.4848	4572

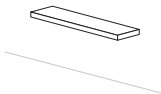
Depth: 4.3

Includes Map Rail, mounting kit, markers and eraser.

+ Options:

For additional Map Rails, specify Option MR, add \$74 each.

Wall Shelves



For On-site Installation	Wood Group-1	
Wall Shelf 36	TUWS.36	524
Wall Shelf 48	TUWS.48	687
Wall Shelf 60	TUWS.60	758
Wall Shelf 72	TUWS.72	869
Wall Shelf 90	TUWS.90	1035

Depth: 9 Height: 2

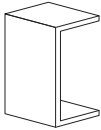
! Notes

Maximum load rating on Wall Shelves is 20 pounds per linear foot.

+ Options:

Corian® shelves are available from Tuohy on a project basis; inquire for pricing and ordering information.

Lecterns

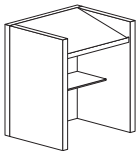


	Wood Group-1	
Open Lectern	CULMA.2118	3190

Width: 21 Depth: 18 Height: 40

+ Options:

Corian® shells are available from Tuohy on a project basis; inquire for pricing and ordering information.



	Wood Group-1	
Enclosed Lectern	CULF.3024	3590

Width: 30 Depth: 24 Height: 44.4

+ Options:

Specify metal finish for shelves: Brushed Nickel or Brushed Bronze.

Corian® shells are available from Tuohy on a project basis; inquire for pricing and ordering information.

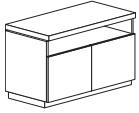
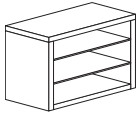
See pages E.2 and E.3 of the Uffizi Collection (Private Office) for more product information.

Specify: Item Number
Quantity
Tagging
Metal Finish
Wood Finish

• Denotes item illustrated
‡ Requires field sub-assembly

Prices listed in Group 1 Finishes.

Utility Consoles



	Item No.	List \$	Item No.	List \$	Item No.	List \$
30w 29.5h Shelves	15d		20d		24d	
UtilShv UnfinishedBk	CUSPU.3015	2185	CUSPU.3020	2285	CUSPU.3024	2385
UtilShv FinishedBk	CUSPF.3015	2260	CUSPF.3020	2360	CUSPF.3024	2460
• UtilShv UnfinBk w/Opening	CUSPX.3015	2235	CUSPX.3020	2335		

	Item No.	List \$	Item No.	List \$	Item No.	List \$
30w 29.5h Cabinet	15d		20d		24d	
UtilCab UnfinishedBk	CUCPU.3015	2580	CUCPU.3020	2680	CUCPU.3024	2780
UtilCab FinishedBk	CUCPF.3015	2655	CUCPF.3020	2755	CUCPF.3024	2855
• UtilCab UnfinBk w/Opening	CUCPX.3015	2630	CUCPX.3020	2730		

! Notes

Units are available with a closed or open shelf/back, as listed above.
 Prices shown regard Group 1 finishes; see the Intro section of this price list for finish options.

+ Options:

Specify metal finish for shelves and toeboards: Brushed Nickel or Brushed Bronze.
 For Cabinet door locks, specify Option LD; add \$119.

See pages E.2 and E.3 of the Uffizi Collection (Private Office) for more product information.

Specify: Item Number
 Quantity
 Tagging
 Metal Finish
 Wood Finish

• Denotes item illustrated
 ‡ Requires field sub-assembly

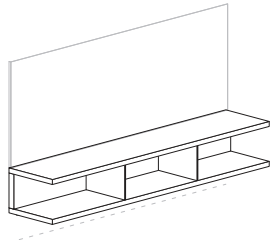
Prices listed in Group 1 Finishes.

June 1, 2008

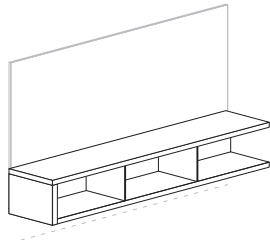
S.3



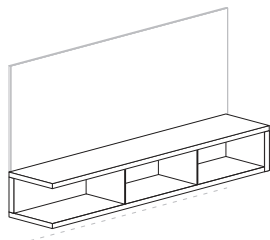
Wall Credenzas/Shelving



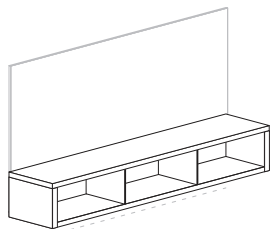
	Item No.	List \$
18d 18h Open Ends	w Shvs Group 1 Finishes	
WCred18: OpenEndShlvg1 72	72 2 CVEFN.72	2569
• WCred18: OpenEndShlvg1 90	90 3 CVEFN.90	3056



	Item No.	List \$
18d 18h Closed Left	w Shvs Group 1 Finishes	
WCred18: ClosedLeftShlvg1 72	72 2 CVEFL.72	2719
• WCred18: ClosedLeftShlvg1 90	90 3 CVEFL.90	3206



	Item No.	List \$
18d 18h Closed Right	w Shvs Group 1 Finishes	
WCred18: ClosedRightShlvg1 72	72 2 CVEFR.72	2719
• WCred18: ClosedRightShlvg1 90	90 3 CVEFR.90	3206



	Item No.	List \$
18d 18h Closed Ends	w Shvs Group 1 Finishes	
WCred18: ClosedEndShlvg1 18	18 1 CVEFD.18	1408
WCred18: ClosedEndShlvg1 36	36 1 CVEFD.36	1895
WCred18: ClosedEndShlvg1 54	54 2 CVEFD.54	2382
WCred18: ClosedEndShlvg1 72	72 2 CVEFD.72	2869
WCred18: ClosedEndShlvg1 90	90 3 CVEFD.90	3356

(11.5 from floor)

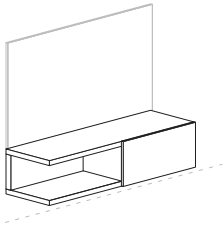
- + Options:
Specify metal divider finish: Brushed Nickel or Brushed Bronze.
- ! Notes:
Load rating on open-end modules is 20 lbs/lin-ft and 50 lbs/lin-ft on closed-end modules.
All vertical face panels have horizontal veneers; quartered and rift veneers are recommended.
Wall-mount cleats are included for field installation.
18h units are hung at 29.5h, with 11.5h clearance to the floor.
Confirm wall power/data outlet locations if being installed nearby.
IMPORTANT: Wall construction must be able to accept wall-hung furniture. Avoid sitting/standing on furniture.

See pages E.2 and E.3 of the Uffizi Collection (Private Office) for more product information.

Specify: Item Number • Denotes item illustrated
 Quantity ‡ Requires field sub-assembly
 Tagging
 Metal Finish
 Wood Finish
 Prices listed in Group 1 Finishes.



Wall Credenzas/Sliding Doors



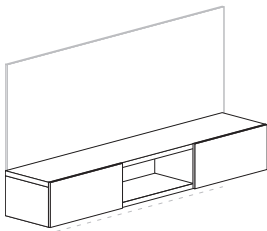
	Item No.	List \$	Item No.	List \$	Item No.	List \$
18.8d 18h Open End	Wood Group-1 Doors		Gloss Polyester Doors		Glass Doors	
WCred18:Slide1LH-Open 36	CVHFL.36	2134	CVKFL.36	2272	CVJFL.36	2490
WCred18:Slide1LH-Open 54	CVHFL.54	2481	CVKFL.54	2700	CVJFL.54	2880
• WCred18:Slide1LH-Open 60	CVHFL.60	2900	CVKFL.60	3180	CVJFL.60	3360
WCred18:Slide1LH-Open 72	CVHFL.72	3171	CVKFL.72	3471	CVJFL.72	3732
WCred18:Slide1RH-Open 36	CVHFR.36	2134	CVKFR.36	2272	CVJFR.36	2490
WCred18:Slide1RH-Open 54	CVHFR.54	2481	CVKFR.54	2700	CVJFR.54	2880
WCred18:Slide1RH-Open 60	CVHFR.60	2900	CVKFR.60	3180	CVJFR.60	3360
WCred18:Slide1RH-Open 72	CVHFR.72	3171	CVKFR.72	3471	CVJFR.72	3732
WCred18:Slide1-OpenEnd 108 [2]	CVHFN.108	4962	CVKFN.108	5400	CVJFN.108	5760
WCred18:Slide1-OpenEnd 120 [2]	CVHFN.120	5800	CVKFN.120	6360	CVJFN.120	6720
WCred18:Slide1-OpenEnd 144 [2]	CVHFN.144	6342	CVKFN.144	6942	CVJFN.144	7464

+ Options:

Specify metal divider finish: Brushed Nickel or Brushed Bronze.
Specify glass door frame finish: Brushed Nickel or Brushed Bronze.

! Notes:

[2] Denotes units are built and shipped in 2-sections.
All vertical face panels have horizontal veneers; quartered and rift veneers are recommended.
All case parts (except doors) have Tuohy Group-1 Wood Finishes.
Gloss Polyester available in four standard colors; special colors available with a one-time mixing charge.
Back-painted glass panels available in 4 standard colors; match colors are available on special request.
18h units are hung at 29.5h, with 11.5h clearance to the floor.
Confirm wall power/data outlet locations if being installed nearby.
IMPORTANT: Wall construction must be able to accept wall-hung furniture. Avoid sitting/standing on furniture.



(11.5 from floor)

	Item No.	List \$	Item No.	List \$	Item No.	List \$
18.8d 18h Closed End	Wood Group-1 Doors		Gloss Polyester Doors		Glass Doors	
WCredenza18: SlidingDoor1 36	CVHFD.36	2284	CVKFD.36	2339	CVJFD.36	2640
WCredenza18: SlidingDoor1 54	CVHFD.54	2631	CVKFD.54	2702	CVJFD.54	3030
WCredenza18: SlidingDoor1 60	CVHFD.60	3050	CVKFD.60	3151	CVJFD.60	3510
WCredenza18: SlidingDoor1 72	CVHFD.72	3321	CVKFD.72	3454	CVJFD.72	3882
• WCredenza18: SlidingDoor1 90	CVHFD.90	4103	CVKFD.90	4301	CVJFD.90	5158

+ Options:

Specify metal divider finish: Brushed Nickel or Brushed Bronze.
Specify glass door frame finish: Brushed Nickel or Brushed Bronze.

! Notes:

All vertical face panels have horizontal veneers; quartered and rift veneers are recommended.
Wall-mount cleats are included for field installation.
Units with closed ends and one sliding door are non-handed; the door can rest on either side.
Units under 90w have one door; units 90 and over have two doors.
Gloss Polyester available in four standard colors; special colors available with a one-time mixing charge.
Back-painted glass panels available in 4 standard colors; match colors are available on special request.
18h units are hung at 29.5h, with 11.5h clearance to the floor.
Confirm wall power/data outlet locations if being installed nearby.
IMPORTANT: Wall construction must be able to accept wall-hung furniture. Avoid sitting/standing on furniture.

See pages E.2 and E.3 of the Uffizi Collection (Private Office) for more product information.

Specify: Item Number
Quantity
Tagging
Metal Finish
Wood Finish

• Denotes item illustrated
‡ Requires field sub-assembly

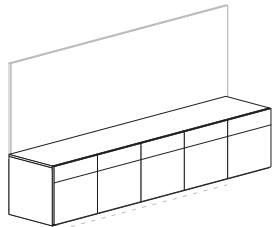
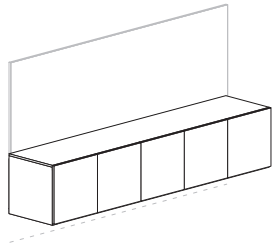
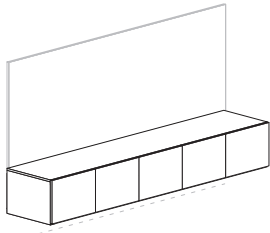
Prices listed in Group 1 Finishes.

June 1, 2008

S.5



Wall Credenzas/Cabinet Doors



(11.5 from floor)

	Item No.	List \$	Item No.	List \$
18d 18h (Wall Cleat Included)	Wood Group-1 Doors		Gloss Polyester Doors	
WCredenza18: Cabinet1 LH 18	CVFHD.18	1599	CVGHD.18	1737
WCredenza18: Cabinet1 RH 18	CVFJD.18	1599	CVGJD.18	1737
WCredenza18: Cabinet1 36	CVFKD.36	2037	CVGKD.36	2337
WCredenza18: Cabinet1 54	CVFKD.54	2421	CVGKD.54	2863
WCredenza18: Cabinet1 72	CVFKD.72	2805	CVGKD.72	3381
• WCredenza18: Cabinet1 90	CVFKD.90	3320	CVGKD.90	4024

	Item No.	List \$	Item No.	List \$
18d 25h (Wall Cleat Included)	Wood Group-1 Doors		Gloss Polyester Doors	
WBuffet18: Cabinet2 LH 18	CVFLD.18	1953	CVGLD.18	2209
WBuffet18: Cabinet2 RH 18	CVFMD.18	1953	CVGMD.18	2209
WBuffet18: Cabinet2 36	CVFND.36	2443	CVGND.36	2957
WBuffet18: Cabinet2 54	CVFND.54	3448	CVGND.54	4221
WBuffet18: Cabinet2 72	CVFND.72	4455	CVGND.72	5445
• WBuffet18: Cabinet2 90	CVFND.90	5162	CVGND.90	6379

	Item No.	List \$	Item No.	List \$
18d 25h (Wall Cleat Included)	Wood Group-1 Doors		Gloss Polyester Doors	
WBuffet18: Box/Cabinet LH 18	CVFPD.18	2293	CVGPD.18	2677
WBuffet18: Box/Cabinet RH 18	CVFQD.18	2293	CVGQD.18	2677
WBuffet18: Box/Cabinet 36	CVFRD.36	3123	CVGRD.36	3894
WBuffet18: Box/Cabinet 54	CVFRD.54	4468	CVGRD.54	5628
WBuffet18: Box/Cabinet 72	CVFRD.72	5815	CVGRD.72	7300
• WBuffet18: Box/Cabinet 90	CVFRD.90	7202	CVGRD.90	9026

! Notes:

- All vertical face panels have horizontal veneers; quartered and rift veneers are recommended.
- Wall-mount cleats are included for field installation.
- Gloss Polyester available in four standard colors; special colors available with a one-time mixing charge.
- 25h units are hung at 36.5h, with 11.5h clearance to the floor.
- Confirm wall power/data outlet locations if being installed nearby.
- IMPORTANT: Wall construction must be able to accept wall-hung furniture. Avoid sitting/standing on furniture.

See pages E.2 and E.3 of the Uffizi Collection (Private Office) for more product information.

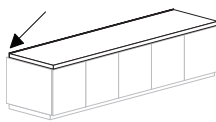
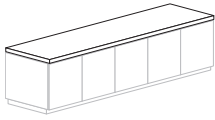
Specify: Item Number
Quantity
Tagging
Metal Finish
Wood Finish

- Denotes item illustrated
- ‡ Requires field sub-assembly

Prices listed in Group 1 Finishes.



Credenza Tops



		w	24d	29.5h (installed)	Item No.	List \$
Top Only					2-in Top	
CredenzaTop24:	18	18			CFCB.1824	854
CredenzaTop24:	30	30			CFCB.3024	911
CredenzaTop24:	36	36			CFCB.3624	940
CredenzaTop24:	48	48			CFCB.4824	996
CredenzaTop24:	54	54			CFCB.5424	1024
CredenzaTop24:	60	60			CFCB.6024	1054
CredenzaTop24:	66	66			CFCB.6624	1080
CredenzaTop24:	72	72			CFCB.7224	1109
CredenzaTop24:	78	78			CFCB.7824	1136
CredenzaTop24:	84	84			CFCB.8424	1165
• CredenzaTop24:	90	90			CFCB.9024	1194
CredenzaTop24:	108	108			CFCB.10824	1266
CredenzaTop24:	120	120			CFCB.12024	1343
CredenzaTop24:	132	132			CFCB.13224	1440
CredenzaTop24:	144	144			CFCB.14424	1638
Top +Cord Slot +Stop					2-in Top	
CredenzaTop24X:	18	18			CFDB.1824	989
CredenzaTop24X:	30	30			CFDB.3024	1082
CredenzaTop24X:	36	36			CFDB.3624	1129
CredenzaTop24X:	48	48			CFDB.4824	1205
CredenzaTop24X:	54	54			CFDB.5424	1252
CredenzaTop24X:	60	60			CFDB.6024	1300
CredenzaTop24X:	66	66			CFDB.6624	1346
CredenzaTop24X:	72	72			CFDB.7224	1394
CredenzaTop24X:	78	78			CFDB.7824	1439
CredenzaTop24X:	84	84			CFDB.8424	1487
CredenzaTop24X:	90	90			CFDB.9024	1536
CredenzaTop24X:	108	108			CFDB.10824	1626
CredenzaTop24X:	120	120			CFDB.12024	1722
CredenzaTop24X:	132	132			CFDB.13224	1839
CredenzaTop24X:	144	144			CFDB.14424	2055

! Notes:

Tops are 2-inches thick.

Cord Slots allow for continuous wire management behind the top and include a pencil stop.

This listing is of credenza tops only.

Maximum open span under tops is 66-in; use bases/pedestals accordingly.

+ Options:

Specify metal finish for Pencil Stop (where applicable): Brushed Nickel or Brushed Bronze.

For owner-supplied stone tops (templates provided), specify Option ST.

Corian® tops are available from Tuohy on a project basis; inquire for pricing and ordering information.

See pages E.2 and E.3 of the Uffizi Collection (Private Office) for more product information.

Specify: Item Number
Quantity
Tagging
Metal Finish
Wood Finish

• Denotes item illustrated
‡ Requires field sub-assembly

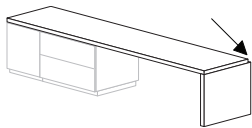
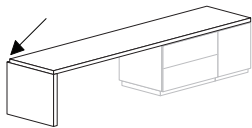
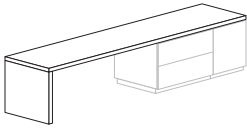
Prices listed in Group 1 Finishes.

June 1, 2008

S.7



Credenza Shells



			Item No.	List \$	Item No.	List \$
Single End Panel—Flush	w	24d	29.5h Credenza		36.5h Buffet	
CredenzaTop/Panel24: 30	30		CFEB.3024	1849	TFEB.3024	1949
CredenzaTop/Panel24: 36	36		CFEB.3624	1862	TFEB.3624	1962
CredenzaTop/Panel24: 48	48		CFEB.4824	1917	TFEB.4824	2017
CredenzaTop/Panel24: 54	54		CFEB.5424	1945	TFEB.5424	2045
CredenzaTop/Panel24: 60	60		CFEB.6024	1995	TFEB.6024	2095
CredenzaTop/Panel24: 66	66		CFEB.6624	2029	TFEB.6624	2129
CredenzaTop/Panel24: 72	72		CFEB.7224	2055	TFEB.7224	2155
CredenzaTop/Panel24: 78	78		CFEB.7824	2324	TFEB.7824	2424
CredenzaTop/Panel24: 84	84		CFEB.8424	2599	TFEB.8424	2699
CredenzaTop/Panel24: 90	90		CFEB.9024	2653	TFEB.9024	2753
CredenzaTop/Panel24: 108	108		CFEB.10824	3025	TFEB.10824	3125
CredenzaTop/Panel24: 120	120		CFEB.12024	3266	TFEB.12024	3366
CredenzaTop/Panel24: 132	132		CFEB.13224	3311	TFEB.13224	3411

			Item No.	List \$	Item No.	List \$
Single End Panel—LH Extended	w	26.6d	29.5h Credenza		36.5h Buffet	
CredenzaTop/Panel24LHX: 30	30		CFGB.3024	2108	TFGB.3024	2208
CredenzaTop/Panel24LHX: 36	36		CFGB.3624	2138	TFGB.3624	2238
CredenzaTop/Panel24LHX: 48	48		CFGB.4824	2213	TFGB.4824	2313
CredenzaTop/Panel24LHX: 54	54		CFGB.5424	2260	TFGB.5424	2360
CredenzaTop/Panel24LHX: 60	60		CFGB.6024	2329	TFGB.6024	2429
CredenzaTop/Panel24LHX: 66	66		CFGB.6624	2383	TFGB.6624	2483
CredenzaTop/Panel24LHX: 72	72		CFGB.7224	2426	TFGB.7224	2526
CredenzaTop/Panel24LHX: 78	78		CFGB.7824	2715	TFGB.7824	2815
CredenzaTop/Panel24LHX: 84	84		CFGB.8424	3009	TFGB.8424	3109
CredenzaTop/Panel24LHX: 90	90		CFGB.9024	3083	TFGB.9024	3183
CredenzaTop/Panel24LHX: 108	108		CFGB.10824	3473	TFGB.10824	3573
CredenzaTop/Panel24LHX: 120	120		CFGB.12024	3732	TFGB.12024	3832
CredenzaTop/Panel24LHX: 132	132		CFGB.13224	3796	TFGB.13224	3896

			Item No.	List \$	Item No.	List \$
Single End Panel—RH Extended	w	26.6d	29.5h Credenza		36.5h Buffet	
CredenzaTop/Panel24RHX: 30	30		CFHB.3024	2108	TFHB.3024	2208
CredenzaTop/Panel24RHX: 36	36		CFHB.3624	2138	TFHB.3624	2238
CredenzaTop/Panel24RHX: 48	48		CFHB.4824	2213	TFHB.4824	2313
CredenzaTop/Panel24RHX: 54	54		CFHB.5424	2260	TFHB.5424	2360
CredenzaTop/Panel24RHX: 60	60		CFHB.6024	2329	TFHB.6024	2429
CredenzaTop/Panel24RHX: 66	66		CFHB.6624	2383	TFHB.6624	2483
CredenzaTop/Panel24RHX: 72	72		CFHB.7224	2426	TFHB.7224	2526
CredenzaTop/Panel24RHX: 78	78		CFHB.7824	2715	TFHB.7824	2815
CredenzaTop/Panel24RHX: 84	84		CFHB.8424	3009	TFHB.8424	3109
CredenzaTop/Panel24RHX: 90	90		CFHB.9024	3083	TFHB.9024	3183
CredenzaTop/Panel24RHX: 108	108		CFHB.10824	3473	TFHB.10824	3573
CredenzaTop/Panel24RHX: 120	120		CFHB.12024	3732	TFHB.12024	3832
CredenzaTop/Panel24RHX: 132	132		CFHB.13224	3796	TFHB.13224	3896

! Notes:

- Tops and end panels are 2-inches thick.
- All vertical face panels have horizontal veneers; quartered and rift veneers are recommended.
- Max. open span under tops is 96-in; use bases/pedestals accordingly.
- Extended units allow for continuous wire management on the rear edge and include a pencil stop.

+ Options/Parametrics:

- Specify metal finish for Pencil Stop (where applicable): Brushed Nickel or Brushed Bronze.
- For owner-supplied stone tops (templates provided), specify Option ST.
- Corian® tops are available from Tuohy on a project basis; inquire for pricing and ordering information.

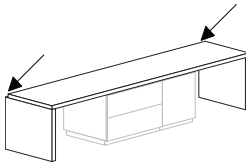
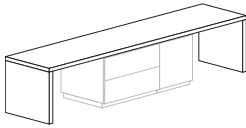
See pages E.2 and E.3 of the Uffizi Collection (Private Office) for more product information.

Specify: Item Number
 Quantity
 Tagging
 Metal Finish
 Wood Finish

• Denotes item illustrated
 ‡ Requires field sub-assembly

Prices listed in Group 1 Finishes.

Credenza Shells (cont.)



		Item No.	List \$	Item No.	List \$
Double End Panels—Flush w 24d		29.5h Credenza		36.5h Buffet	
CredenzaTop/DbIPanel24:	30 30	CFFB.3024	2254	TFFB.3024	2454
CredenzaTop/DbIPanel24:	36 36	CFFB.3624	2265	TFFB.3624	2465
CredenzaTop/DbIPanel24:	48 48	CFFB.4824	2320	TFFB.4824	2520
CredenzaTop/DbIPanel24:	54 54	CFFB.5424	2348	TFFB.5424	2548
CredenzaTop/DbIPanel24:	60 60	CFFB.6024	2398	TFFB.6024	2598
CredenzaTop/DbIPanel24:	66 66	CFFB.6624	2434	TFFB.6624	2634
CredenzaTop/DbIPanel24:	72 72	CFFB.7224	2459	TFFB.7224	2659
CredenzaTop/DbIPanel24:	78 78	CFFB.7824	2729	TFFB.7824	2929
CredenzaTop/DbIPanel24:	84 84	CFFB.8424	3002	TFFB.8424	3202
CredenzaTop/DbIPanel24:	90 90	CFFB.9024	3057	TFFB.9024	3257
CredenzaTop/DbIPanel24:	108 108	CFFB.10824	3429	TFFB.10824	3629
CredenzaTop/DbIPanel24:	120 120	CFFB.12024	3669	TFFB.12024	3869
CredenzaTop/DbIPanel24:	132 132	CFFB.13224	3715	TFFB.13224	3915

		Item No.	List \$	Item No.	List \$
Double End Panels—Extended w 26.6d		29.5h Credenza		36.5h Buffet	
CredenzaTop/DbIPanel24X:	30 30	CFJB.3024	2649	TFJB.3024	2849
CredenzaTop/DbIPanel24X:	36 36	CFJB.3624	2678	TFJB.3624	2878
CredenzaTop/DbIPanel24X:	48 48	CFJB.4824	2753	TFJB.4824	2953
CredenzaTop/DbIPanel24X:	54 54	CFJB.5424	2801	TFJB.5424	3001
CredenzaTop/DbIPanel24X:	60 60	CFJB.6024	2868	TFJB.6024	3068
CredenzaTop/DbIPanel24X:	66 66	CFJB.6624	2923	TFJB.6624	3123
CredenzaTop/DbIPanel24X:	72 72	CFJB.7224	2967	TFJB.7224	3167
CredenzaTop/DbIPanel24X:	78 78	CFJB.7824	3256	TFJB.7824	3456
CredenzaTop/DbIPanel24X:	84 84	CFJB.8424	3548	TFJB.8424	3748
CredenzaTop/DbIPanel24X:	90 90	CFJB.9024	3622	TFJB.9024	3822
CredenzaTop/DbIPanel24X:	108 108	CFJB.10824	4012	TFJB.10824	4212
CredenzaTop/DbIPanel24X:	120 120	CFJB.12024	4272	TFJB.12024	4472
CredenzaTop/DbIPanel24X:	132 132	CFJB.13224	4337	TFJB.13224	4537

! Notes:

Tops and end panels are 2-inches thick.

All vertical face panels have horizontal veneers; quartered and rift veneers are recommended.

Max. open span under tops is 96-in; use bases/pedestals accordingly.

Extended units allow for continuous wire management on the rear edge and include a pencil stop.

+ Options/Parametrics:

Specify metal finish for Pencil Stop (where applicable): Brushed Nickel or Brushed Bronze.

For owner-supplied stone tops (templates provided), specify Option ST.

Corian® tops are available from Tuohy on a project basis; inquire for pricing and ordering information.

See pages E.2 and E.3 of the Uffizi Collection (Private Office) for more product information.

Specify: Item Number
Quantity
Tagging
Metal Finish
Wood Finish

• Denotes item illustrated
‡ Requires field sub-assembly

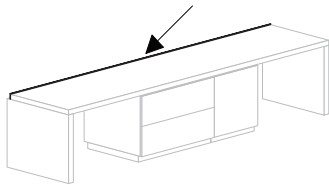
Prices listed in Group 1 Finishes.

June 1, 2008

S.9



Pencil-Stop Trim



Mounts to any work surface ‡	w	.3d	1h	Item No.	List \$
				2-in Top	
Pencil-Stop 30	30			CFPB-30	171
Pencil-Stop 36	36			CFPB-36	189
Pencil-Stop 48	48			CFPB-48	209
Pencil-Stop 54	54			CFPB-54	228
Pencil-Stop 60	60			CFPB-60	246
Pencil-Stop 66	66			CFPB-66	266
Pencil-Stop 72	72			CFPB-72	285
Pencil-Stop 78	78			CFPB-78	304
Pencil-Stop 84	84			CFPB-84	322
Pencil-Stop 90	90			CFPB-90	342
Pencil-Stop 108	108			CFPB-108	360
Pencil-Stop 120	120			CFPB-120	380
Pencil-Stop 132	132			CFPB-132	398
Pencil-Stop 144	144			CFPB-144	417

+ Options/Parametrics:

Widths: 18-144. Replace number codes with actual width dimension; use next larger std size for pricing.
Specify metal finish for Pencil Stop (where applicable): Brushed Nickel or Brushed Bronze.

! Notes:

Widths over 90-in are in two sections.

See pages E.2 and E.3 of the Uffizi Collection (Private Office) for more product information.

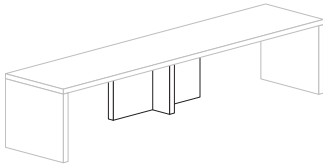
Specify: Item Number
Quantity
Tagging
Metal Finish
Wood Finish

- Denotes item illustrated
- ‡ Requires field sub-assembly

Prices listed in Group 1 Finishes.



T-Panels

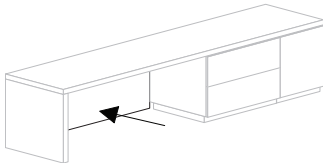


			Item No.	List \$	Item No.	List \$
± 2-in Thick Panels	w	9d	27.5h for Credenza		33.5h for Buffet	
T-Panel 18x9	18		CGEUA.189	470	TGEUA.189	545
• T-Panel 36x9	36		CGEUA.369	540	TGEUA.369	626

! Notes:

Use on 2-in tops over 96 inches.
T-Panels as listed are intended to be used against a wall, hence have unfinished backs.

Modesty Panels, Fixed



			27.5h for Credenza	33.5h for Buffet	
± Unfinished Back	w	1d			
Modesty-Panel: 18	18		CHAU-18	356	THAU-18 413
Modesty-Panel: 24	24		CHAU-24	379	THAU-24 440
Modesty-Panel: 30	30		CHAU-30	400	THAU-30 464
• Modesty-Panel: 36	36		CHAU-36	424	THAU-36 492
Modesty-Panel: 42	42		CHAU-42	442	THAU-42 513
Modesty-Panel: 48	48		CHAU-48	468	THAU-48 543
Modesty-Panel: 54	54		CHAU-54	491	THAU-54 570
Modesty-Panel: 72	72		CHAU-72	558	THAU-72 647

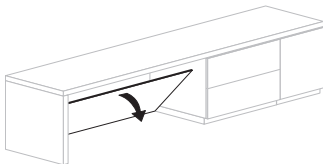
+ Options/Parametrics:

Widths: 6-72. Replace number codes with actual width dimension; use next larger std size for pricing.

! Notes:

All vertical face panels have horizontal veneers; quartered and rift veneers are recommended.
Unit is exact width with two removable cleats for mounting to end panels or pedestals.

Modesty Panels, Access/Removable



			25h for Credenza	31h for Buffet	
± Unfinished Back	w	3d			
Modesty-Access: 18	18		CHBU-18	442	THBU-18 513
Modesty-Access: 24	24		CHBU-24	465	THBU-24 539
Modesty-Access: 30	30		CHBU-30	488	THBU-30 566
• Modesty-Access: 36	36		CHBU-36	508	THBU-36 589
Modesty-Access: 42	42		CHBU-42	534	THBU-42 619
Modesty-Access: 48	48		CHBU-48	557	THBU-48 646
Modesty-Access: 54	54		CHBU-54	577	THBU-54 669
Modesty-Access: 72	72		CHBU-72	643	THBU-72 746

See pages E.2 and E.3 of the Uffizi Collection (Private Office) for more product information.

Specify: Item Number
Quantity
Tagging
Metal Finish
Wood Finish

• Denotes item illustrated
± Requires field sub-assembly

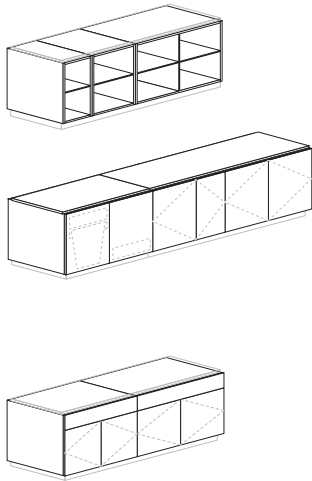
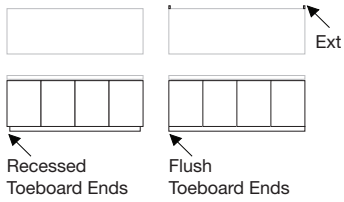
Prices listed in Group 1 Finishes.

June 1, 2008

S.11



Pedestals, Modular



		Item No.	List \$	Item No.	List \$
		Unfinished Back		Finished Back	
	w 24d* 27.5h				
Ped24 Flush: No Ext		CJBU24-	234	CJBF24-	234
Ped24 Flush: LH Ext		CJBUL24-	259	n/a	
Ped24 Flush: RH Ext		CJBUR24-	259	n/a	
Ped24 Flush: Dual Ext		CJBUD24-	272	n/a	
Ped24 Recessed: No Ext		CJDU24-	234	CJDF24-	234
Ped24 Recessed: LH Ext		CJDUL24-	259	n/a	
Ped24 Recessed: RH Ext		CJDUR24-	259	n/a	
Ped24 Recessed: Dual Ext		CJDUD24-	272	n/a	
Shelving, Metal Shelves 12w	12	B	643	B	671
Shelving, Metal Shelves 18w	18	C	834	C	866
Shelving, Metal Shelves 30w	30	E	1120	E	1194
Shelving, Metal Shelves 36w	36	F	1254	F	1340
Full Front: Trash/Recycle 18w	18	L	1546	L	1579
Full Front: Utility Drawer 18w	18	M	1252	M	1285
Cabinet-LH 12w	12	N	1117	N	1145
Cabinet-LH 18w	18	P	1172	P	1205
Cabinet-RH 12w	12	R	1117	R	1145
Cabinet-RH 18w	18	S	1172	S	1205
Double Cabinet 30w	30	U	1324	U	1398
Double Cabinet 36w	36	V	1433	V	1517
LatBox/DbiCab 30w	30	8	1805	8	1878
LatBox/DbiCab 36w	36	9	1999	9	2083

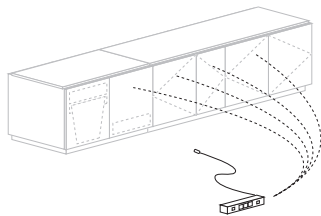
+ Options:

Specify base metal finish: Brushed Nickel or Brushed Bronze.
 Face Locks are included on all drawer and door pedestals. For no locks, specify Option NL.
 For ventilation slots, specify Option VS; add \$270.

! Notes:

* 2.62-in end-panel extensions allow for cord path; overall pedestal depth increases to 26.62-in.
 Utility drawers include an exit grommet in the rear panel of units with Unfinished Back.
 Utility drawers have a usable interior space of 16w 15h 19d.
 All vertical face panels have horizontal veneers; quartered and rift veneers are recommended.
 Bases are listed in Flush and Recessed end formats.
 Drawers are 0.5 Birch with dovetailed corners.
 Drawer bottoms are 0.25-in thick dadoed into drawer sides.
 Slides are ball bearing, full-extension.
 Box drawers include a divider; file drawers include the Pendaflex® file hanging system.
Keyless Electronic Locking is no longer available.

Power-Data Console



For 18w Units	16.5w 3d 3h		
Power-Data Console (PDC)		CJP	98

! Notes:

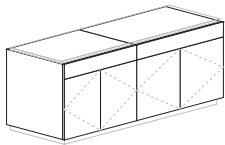
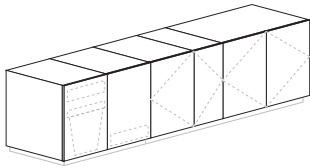
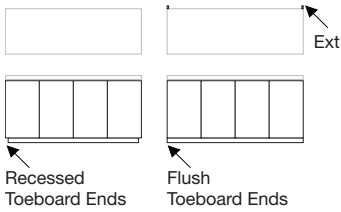
UL and CUL-listed unit that mounts at any location within a cabinet or shelf pedestal; right angle cord.
 Front: Power switch, (2) USB/A and (1) USB/B ports; (1) RJ-11 and (1) RJ-45 ports; (2) 12A outlets.
 Back: (3) 12A 120V switched outlets; (1) 12A 120V 1110 joules surge protector; 10-ft 16-3 power cord.

See pages E.2 and E.3 of the Uffizi Collection (Private Office) for more product information.

Specify: Item Number • Denotes item illustrated
 Quantity ‡ Requires field sub-assembly
 Tagging
 Metal Finish
 Wood Finish
 Prices listed in Group 1 Finishes.



Buffet Pedestals, Modular



		Item No.	List \$	Item No.	List \$
		Unfinished Back		Finished Back	
	w 24d* 34.5h				
Ped24 Flush: No Ext		CVBU24-	249	CVBF24-	249
Ped24 Flush: LH Ext		CVBUL24-	274	n/a	
Ped24 Flush: RH Ext		CVBUR24-	274	n/a	
Ped24 Flush: Dual Ext		CVBUD24-	288	n/a	
Ped24 Recessed: No Ext		CVDU24-	249	CVDF24-	249
Ped24 Recessed: LH Ext		CVDUL24-	274	n/a	
Ped24 Recessed: RH Ext		CVDUR24-	274	n/a	
Ped24 Recessed: Dual Ext		CVDUD24-	288	n/a	
Shelving, Metal Shelves 12w	12	B	673	B	702
Shelving, Metal Shelves 18w	18	C	872	C	906
Shelving, Metal Shelves 30w	30	E	1172	E	1249
Shelving, Metal Shelves 36w	36	F	1312	F	1402
Full Front: Trash/Recycle 18w	18	L	1618	L	1652
Full Front: Utility Drawer 18w	18	M	1310	M	1344
Cabinet-LH 12w	12	N	1168	N	1198
Cabinet-LH 18w	18	P	1226	P	1260
Cabinet-RH 12w	12	R	1168	R	1198
Cabinet-RH 18w	18	S	1226	S	1260
Double Cabinet 30w	30	U	1377	U	1462
Double Cabinet 36w	36	V	1499	V	1587
LatBox/DbfCab 30w	30	8	1870	8	1943
LatBox/DbfCab 36w	36	9	2064	9	2148

+ Options:

- Specify base metal finish: Brushed Nickel or Brushed Bronze.
- Face Locks are included on all drawer and door pedestals. For no locks, specify Option NL.
- For ventilation slots, specify Option VS; add \$270.

! Notes:

- * 2.62-in end-panel extensions allow for cord path; overall pedestal depth increases to 26.62-in.
- Utility drawers include an exit grommet in the rear panel of units with Unfinished Back.
- Utility drawers have a usable interior space of 16w 21h 19d.
- All vertical face panels have horizontal veneers; quartered and rift veneers are recommended.
- Bases are listed in Flush and Recessed end formats.
- Drawers are 0.5 Birch with dovetailed corners.
- Drawer bottoms are 0.25-in thick dadoed into drawer sides.
- Slides are ball bearing, full-extension.
- Box drawers include a divider; file drawers include the Pendaflex® file hanging system.
- Keyless Electronic Locking is no longer available.

See pages E.2 and E.3 of the Uffizi Collection (Private Office) for more product information.

Specify: Item Number
Quantity
Tagging
Metal Finish
Wood Finish

- Denotes item illustrated
- ‡ Requires field sub-assembly

Prices listed in Group 1 Finishes.

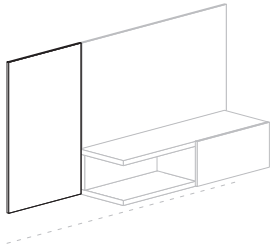
November 10, 2008

June 1, 2008

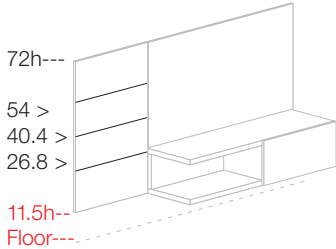
S.13



Back Panels/Full Wall-Hung Height



			Item No.	List \$	Item No.	List \$
Wood Veneer (72h) ‡	w	1.2d	Panel Only		With Shelf Slots	
	Back Panel/Wood: 18	18	CWAAE.18	1508	CWABE.18	1868
	Back Panel/Wood: 30	30	CWAAE.30	1655	CWABE.30	2255
	• Back Panel/Wood: 36	36	CWAAE.36	1735	CWABE.36	2455
	Back Panel/Wood: 45	45	CWAAE.45	1848	CWABE.45	2748
Gloss Polyester (72h) ‡	w	1.2d	Panel Only		With Shelf Slots	
	Back Panel/Gloss Poly: 18	18	CWBAE.18	1944	CWBBE.18	2304
	Back Panel/Gloss Poly: 30	30	CWBAE.30	2383	CWBBE.30	2983
	Back Panel/Gloss Poly: 36	36	CWBAE.36	2609	CWBBE.36	3329
	Back Panel/Gloss Poly: 45	45	CWBAE.45	2941	CWBBE.45	3841
Cork (72h) ‡	w	1.2d	Panel Only		With Shelf Slots	
	Back Panel/Cork: 18	18	CWCAE.18	1570	CWCBE.18	1930
	Back Panel/Cork: 30	30	CWCAE.30	1716	CWCBE.30	2316
	Back Panel/Cork: 36	36	CWCAE.36	1794	CWCBE.36	2514
	Back Panel/Cork: 45	45	CWCAE.45	1905	CWCBE.45	2805
Back-Painted Glass (72h) ‡	w	1.2d	Panel Only		With Shelf Slots	
	Back Panel/Glass: 18	18	CWDAE.18	2138	CWDBE.18	2498
	Back Panel/Glass: 30	30	CWDAE.30	2844	CWDBE.30	3444
	Back Panel/Glass: 36	36	CWDAE.36	3133	CWDBE.36	3853
	Back Panel/Glass: 45	45	CWDAE.45	3563	CWDBE.45	4463
Metal (72h) ‡	w	1.2d	Panel Only		With Shelf Slots	
	Back Panel/Metal: 18	18	CWEAE.18	1898	CWEBE.18	2258
	Back Panel/Metal: 30	30	CWEAE.30	2171	CWEBE.30	2771
	Back Panel/Metal: 36	36	CWEAE.36	2312	CWEBE.36	3032
	Back Panel/Metal: 45	45	CWEAE.45	2519	CWEBE.45	3419



+ Options:

- For Accessory Shelf Slot, append the height location code (see diagram); add \$5 each per inch of width.
- For Veneer/Magnet surface change item CWA?? to CWH?? and add \$7 per inch of width.
- For Glass/Magnet surface change item CWD?? to CWJ?? and add \$7 per inch of width.
- For Metal/Magnet surface change item CWE?? to CWK?? and add \$7 per inch of width.

! Notes:

All vertical face panels have horizontal veneers; quartered and rift veneers are recommended.
 All panels include mounting hardware.
 Back-painted glass panels are available in 4 standard colors; match colors are available on special request.
 Wood Veneer includes all Group 1 species and solid paint colors; inquire regarding other species/colors.
 Gloss Polyester available in four standard colors; special colors available with a one-time mixing charge.

Heights shown are O.A. height once mounted 11.5-in from floor (i.e., actual height is 11.5 less than nominal).

See pages E.2 and E.3 of the Uffizi Collection (Private Office) for more product information.

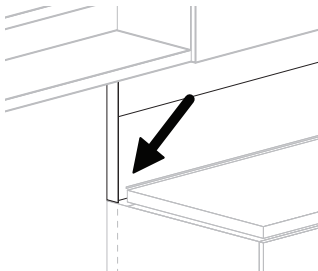
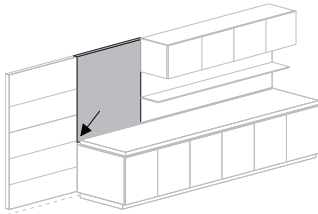
Specify: Item Number
 Quantity
 Tagging
 Metal Finish
 Wood Finish

- Denotes item illustrated
- ‡ Requires field sub-assembly

Prices listed in Group 1 Finishes.



Back Panels 72, Bypass Credenza



Wood Veneer 45.3h (72h) ‡	w	1.2d	Panel Only	List \$	With Shelf Slot	List \$
Back Panel45.3/Wood: 18	18		CTAAG.18	946	CTABG.18	1141
Back Panel45.3/Wood: 30	30		CTAAG.30	1052	CTABG.30	1377
Back Panel45.3/Wood: 36	36		CTAAG.36	1110	CTABG.36	1499
Back Panel45.3/Wood: 45	45		CTAAG.45	1193	CTABG.45	1680
Back Panel45.3/Wood: 54	54		CTAAG.54	1276	CTABG.54	1861
Back Panel45.3/Wood: 60	60		CTAAG.60	1334	CTABG.60	1984
Back Panel45.3/Wood: 72	72		CTAAG.72	1440	CTABG.72	2220

Gloss Polyester 45.3h (72h) ‡	w	1.2d	Panel Only	List \$	With Shelf Slot	List \$
Back Panel45.3/Gloss Poly: 18	18		CTBAG.18	1196	CTBBG.18	1390
Back Panel45.3/Gloss Poly: 30	30		CTBAG.30	1468	CTBBG.30	1793
Back Panel45.3/Gloss Poly: 36	36		CTBAG.36	1611	CTBBG.36	2000
Back Panel45.3/Gloss Poly: 45	45		CTBAG.45	1817	CTBBG.45	2304

Cork 45.3h (72h) ‡	w	1.2d	Panel Only	List \$	With Shelf Slot	List \$
Back Panel45.3/Cork: 18	18		CTCAG.18	1000	CTCBG.18	1195
Back Panel45.3/Cork: 30	30		CTCAG.30	1104	CTCBG.30	1429
Back Panel45.3/Cork: 36	36		CTCAG.36	1162	CTCBG.36	1551
Back Panel45.3/Cork: 45	45		CTCAG.45	1243	CTCBG.45	1730

Back-Painted Glass 45.3h (72h) ‡	w	1.2d	Panel Only	List \$	With Shelf Slot	List \$
Back Panel45.3/Glass: 18	18		CTDAG.18	1306	CTDBG.18	1502
Back Panel45.3/Glass: 30	30		CTDAG.30	1768	CTDBG.30	2092
Back Panel45.3/Glass: 36	36		CTDAG.36	1946	CTDBG.36	2335
Back Panel45.3/Glass: 45	45		CTDAG.45	2209	CTDBG.45	2696

Metal 45.3h (72h) ‡	w	1.2d	Panel Only	List \$	With Shelf Slot	List \$
Back Panel45.3/Metal: 18	18		CTEAG.18	1223	CTEBG.18	1418
Back Panel45.3/Metal: 30	30		CTEAG.30	1401	CTEBG.30	1725
Back Panel45.3/Metal: 36	36		CTEAG.36	1493	CTEBG.36	1883
Back Panel45.3/Metal: 45	45		CTEAG.45	1630	CTEBG.45	2116

+ Options:

- For Accessory Shelf Slot, append the height location code (see diagram); add \$5 each per inch of width.
- For Veneer/Magnet surface change item CTA? to CTH? and add \$6 per inch of width.
- For Glass/Magnet surface change item CTD? to CTJ? and add \$6 per inch of width.
- For Metal/Magnet surface change item CTE? to CTK? and add \$6 per inch of width.

! Notes:

All vertical face panels have horizontal veneers; quartered and rift veneers are recommended.
 All panels include mounting hardware and are for pedestals with extensions.
 Back-painted glass panels available in 4 standard colors; match colors are available on special request.
 Wood Veneer includes all Group 1 species and solid paint colors; inquire regarding other species/colors.
 Gloss Polyester available in four standard colors; special colors available with a one-time mixing charge.
 Bypass Back Panels are not intended for Wall-Hung Credenzas.

See pages E.2 and E.3 of the Uffizi Collection (Private Office) for more product information.

Specify: Item Number
 Quantity
 Tagging
 Metal Finish
 Wood Finish

- Denotes item illustrated
- ‡ Requires field sub-assembly

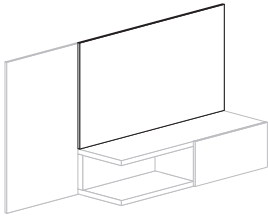
Prices listed in Group 1 Finishes.

June 1, 2008

S.15



Back Panels 72, Flush to Credenza



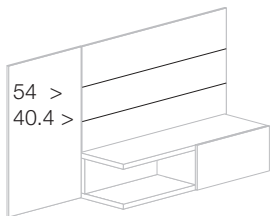
			Item No.	List \$	Item No.	List \$
Wood Veneer 42.5h (72h) ‡	w	1.2d	Panel Only		With Shelf Slot	
Back Panel42.5/Wood: 18	18		CTAAH.18	937	CTABH.18	1132
Back Panel42.5/Wood: 30	30		CTAAH.30	1036	CTABH.30	1360
Back Panel42.5/Wood: 36	36		CTAAH.36	1090	CTABH.36	1480
Back Panel42.5/Wood: 45	45		CTAAH.45	1168	CTABH.45	1655
Back Panel42.5/Wood: 54	54		CTAAH.54	1246	CTABH.54	1831
Back Panel42.5/Wood: 60	60		CTAAH.60	1300	CTABH.60	1950
Back Panel42.5/Wood: 72	72		CTAAH.72	1399	CTABH.72	2179
Gloss Polyester 42.5h (72h) ‡	w	1.2d	Panel Only		With Shelf Slot	
Back Panel42.5/Gloss Poly: 18	18		CTBAH.18	1187	CTBBH.18	1381
Back Panel42.5/Gloss Poly: 30	30		CTBAH.30	1453	CTBBH.30	1777
Back Panel42.5/Gloss Poly: 36	36		CTBAH.36	1591	CTBBH.36	1980
Back Panel42.5/Gloss Poly: 45	45		CTBAH.45	1792	CTBBH.45	2279
Cork 42.5h (72h) ‡	w	1.2d	Panel Only		With Shelf Slot	
Back Panel42.5/Cork: 18	18		CTCAH.18	991	CTCBH.18	1186
Back Panel42.5/Cork: 30	30		CTCAH.30	1088	CTCBH.30	1412
Back Panel42.5/Cork: 36	36		CTCAH.36	1142	CTCBH.36	1532
Back Panel42.5/Cork: 45	45		CTCAH.45	1218	CTCBH.45	1705
Back-Painted Glass 42.5h (72h) ‡	w	1.2d	Panel Only		With Shelf Slot	
Back Panel42.5/Glass: 18	18		CTDAH.18	1297	CTDBH.18	1491
Back Panel42.5/Glass: 30	30		CTDAH.30	1752	CTDBH.30	2077
Back Panel42.5/Glass: 36	36		CTDAH.36	1926	CTDBH.36	2316
Back Panel42.5/Glass: 45	45		CTDAH.45	2184	CTDBH.45	2671
Metal 42.5h (72h) ‡	w	1.2d	Panel Only		With Shelf Slot	
Back Panel42.5/Metal: 18	18		CTEAH.18	1214	CTEBH.18	1408
Back Panel42.5/Metal: 30	30		CTEAH.30	1384	CTEBH.30	1709
Back Panel42.5/Metal: 36	36		CTEAH.36	1475	CTEBH.36	1864
Back Panel42.5/Metal: 45	45		CTEAH.45	1605	CTEBH.45	2091

+ Options:

- For Accessory Shelf Slot, append the height location code (see diagram); add \$5 each per inch of width.
For Veneer/Magnet surface change item CTA? to CTH? and add \$6 per inch of width.
For Glass/Magnet surface change item CTD? to CTJ? and add \$6 per inch of width.
For Metal/Magnet surface change item CTE? to CTK? and add \$6 per inch of width.

! Notes:

All vertical face panels have horizontal veneers; quartered and rift veneers are recommended.
All panels include mounting hardware; to be used with full-depth tops and pedestals with no extended sides.
Back-painted glass panels available in 4 standard colors; match colors are available on special request.
Wood Veneer includes all Group 1 species and solid paint colors; inquire regarding other species/colors.
Gloss Polyester available in four standard colors; special colors available with a one-time mixing charge.



See pages E.2 and E.3 of the Uffizi Collection (Private Office) for more product information.

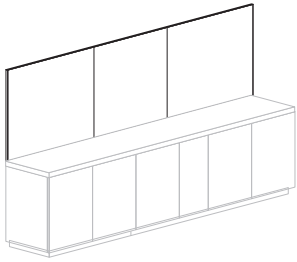
Specify: Item Number
Quantity
Tagging
Metal Finish
Wood Finish

- Denotes item illustrated
- ‡ Requires field sub-assembly

Prices listed in Group 1 Finishes.



Back Panels 72, Bypass Buffet



		Item No.	List \$	Item No.	List \$
Wood Veneer 38.3h (72h) ‡	w	1.2d	Panel Only	With Shelf Slot	
Back Panel38.3/Wood: 18	18		CWAAG.18	875	CWABG.18 1055
Back Panel38.3/Wood: 30	30		CWAAG.30	973	CWABG.30 1273
Back Panel38.3/Wood: 36	36		CWAAG.36	1026	CWABG.36 1386
Back Panel38.3/Wood: 45	45		CWAAG.45	1103	CWABG.45 1553
Back Panel38.3/Wood: 54	54		CWAAG.54	1180	CWABG.54 1765
Back Panel38.3/Wood: 60	60		CWAAG.60	1233	CWABG.60 1883
Back Panel38.3/Wood: 72	72		CWAAG.72	1331	CWABG.72 2111

Gloss Polyester 38.3h (72h) ‡	w	1.2d	Panel Only	With Shelf Slot	
Back Panel38.3/Gloss Poly: 18	18		CWBAG.18	1106	CWBAG.18 1286
Back Panel38.3/Gloss Poly: 30	30		CWBAG.30	1358	CWBAG.30 1658
Back Panel38.3/Gloss Poly: 36	36		CWBAG.36	1489	CWBAG.36 1849
Back Panel38.3/Gloss Poly: 45	45		CWBAG.45	1680	CWBAG.45 2130

Cork 38.3h (72h) ‡	w	1.2d	Panel Only	With Shelf Slot	
Back Panel38.3/Cork: 18	18		CWCAG.18	925	CWCAG.18 1105
Back Panel38.3/Cork: 30	30		CWCAG.30	1021	CWCAG.30 1321
Back Panel38.3/Cork: 36	36		CWCAG.36	1074	CWCAG.36 1434
Back Panel38.3/Cork: 45	45		CWCAG.45	1149	CWCAG.45 1599

Back-Painted Glass 38.3h (72h) ‡	w	1.2d	Panel Only	With Shelf Slot	
Back Panel38.3/Glass: 18	18		CWDAG.18	1208	CWDAG.18 1388
Back Panel38.3/Glass: 30	30		CWDAG.30	1635	CWDAG.30 1935
Back Panel38.3/Glass: 36	36		CWDAG.36	1799	CWDAG.36 2159
Back Panel38.3/Glass: 45	45		CWDAG.45	2042	CWDAG.45 2492

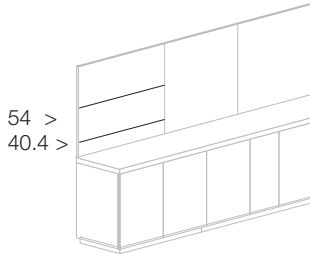
Metal 38.3h (72h) ‡	w	1.2d	Panel Only	With Shelf Slot	
Back Panel38.3/Metal: 18	18		CWEAG.18	1131	CWEAG.18 1311
Back Panel38.3/Metal: 30	30		CWEAG.30	1295	CWEAG.30 1595
Back Panel38.3/Metal: 36	36		CWEAG.36	1381	CWEAG.36 1741
Back Panel38.3/Metal: 45	45		CWEAG.45	1507	CWEAG.45 1957

+ Options:

- For Accessory Shelf Slot, append the height location code (see diagram); add \$5 each per inch of width.
- For Veneer/Magnet surface change item CWA? to CWH? and add \$6 per inch of width.
- For Glass/Magnet surface change item CWD? to CWJ? and add \$6 per inch of width.
- For Metal/Magnet surface change item CWE? to CWK? and add \$6 per inch of width.

! Notes:

All vertical face panels have horizontal veneers; quartered and rift veneers are recommended.
 All panels include mounting hardware and are for pedestals with extensions.
 Back-painted glass panels available in 4 standard colors; match colors are available on special request.
 Wood Veneer includes all Group 1 species and solid paint colors; inquire regarding other species/colors.
 Gloss Polyester available in four standard colors; special colors available with a one-time mixing charge.



See pages E.2 and E.3 of the Uffizi Collection (Private Office) for more product information.


Specify: Item Number
 Quantity
 Tagging
 Metal Finish
 Wood Finish

- Denotes item illustrated
- ‡ Requires field sub-assembly

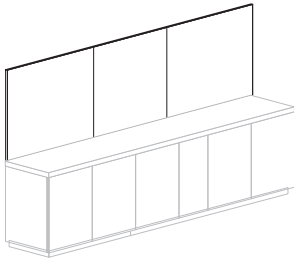
Prices listed in Group 1 Finishes.

June 1, 2008

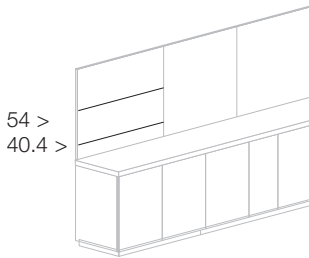
S.17



Back Panels 72, Flush to Buffet



		Item No.	List \$	Item No.	List \$
Wood Veneer 35.5h (72h) ‡ w 1.2d		Panel Only		With Shelf Slot	
Back Panel35.5/Wood: 18	18	CWAAH.18	866	CWABH.18	1046
Back Panel35.5/Wood: 30	30	CWAAH.30	958	CWABH.30	1258
Back Panel35.5/Wood: 36	36	CWAAH.36	1008	CWABH.36	1368
Back Panel35.5/Wood: 45	45	CWAAH.45	1080	CWABH.45	1530
Back Panel35.5/Wood: 54	54	CWAAH.54	1152	CWABH.54	1737
Back Panel35.5/Wood: 60	60	CWAAH.60	1202	CWABH.60	1852
Back Panel35.5/Wood: 72	72	CWAAH.72	1294	CWABH.72	2074
Gloss Polyester 35.5h (72h) ‡ w 1.2d		Panel Only		With Shelf Slot	
Back Panel35.5/Gloss Poly: 18	18	CWBAH.18	1097	CWBBH.18	1277
Back Panel35.5/Gloss Poly: 30	30	CWBAH.30	1343	CWBBH.30	1643
Back Panel35.5/Gloss Poly: 36	36	CWBAH.36	1471	CWBBH.36	1831
Back Panel35.5/Gloss Poly: 45	45	CWBAH.45	1657	CWBBH.45	2107
Cork 35.5h (72h) ‡ w 1.2d		Panel Only		With Shelf Slot	
Back Panel35.5/Cork: 18	18	CWCAH.18	916	CWCBH.18	1096
Back Panel35.5/Cork: 30	30	CWCAH.30	1006	CWCBH.30	1306
Back Panel35.5/Cork: 36	36	CWCAH.36	1056	CWCBH.36	1416
Back Panel35.5/Cork: 45	45	CWCAH.45	1126	CWCBH.45	1576
Back-Painted Glass 35.5h (72h) ‡ w 1.2d		Panel Only		With Shelf Slot	
Back Panel35.5/Glass: 18	18	CWDAH.18	1199	CWDBH.18	1379
Back Panel35.5/Glass: 30	30	CWDAH.30	1620	CWDBH.30	1920
Back Panel35.5/Glass: 36	36	CWDAH.36	1781	CWDBH.36	2141
Back Panel35.5/Glass: 45	45	CWDAH.45	2019	CWDBH.45	2469
Metal 35.5h (72h) ‡ w 1.2d		Panel Only		With Shelf Slot	
Back Panel35.5/Metal: 18	18	CWEAH.18	1122	CWEBH.18	1302
Back Panel35.5/Metal: 30	30	CWEAH.30	1280	CWEBH.30	1580
Back Panel35.5/Metal: 36	36	CWEAH.36	1363	CWEBH.36	1723
Back Panel35.5/Metal: 45	45	CWEAH.45	1484	CWEBH.45	1934



+ Options:

- For Accessory Shelf Slot, append the height location code (see diagram); add \$5 each per inch of width.
- For Veneer/Magnet surface change item CWA? to CWH? and add \$6 per inch of width.
- For Glass/Magnet surface change item CWD? to CWJ? and add \$6 per inch of width.
- For Metal/Magnet surface change item CWE? to CWK? and add \$6 per inch of width.

! Notes:

All vertical face panels have horizontal veneers; quartered and rift veneers are recommended.
 All panels include mounting hardware; to be used with full-depth tops and pedestals with no extended sides.
 Back-painted glass panels available in 4 standard colors; match colors are available on special request.
 Wood Veneer includes all Group 1 species and solid paint colors; inquire regarding other species/colors.
 Gloss Polyester available in four standard colors; special colors available with a one-time mixing charge.

See pages E.2 and E.3 of the Uffizi Collection (Private Office) for more product information.

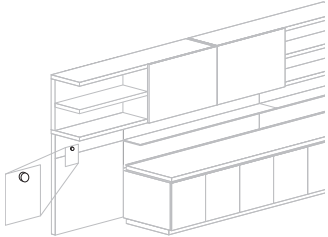
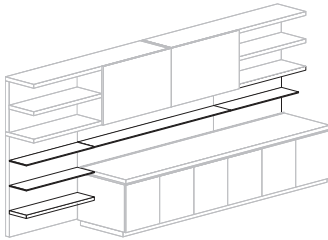
Specify: Item Number
 Quantity
 Tagging
 Metal Finish
 Wood Finish

- Denotes item illustrated
- ‡ Requires field sub-assembly

Prices listed in Group 1 Finishes.



Back Panel Accessories



			Item No.	List \$	Item No.	List \$
Accessory Shelves	w	9d	Metal		Wood 2-in	
Back Panel/Shelf: 18	18		CNF.18	285	CNG.18	219
Back Panel/Shelf: 30	30		CNF.30	304	CNG.30	268
Back Panel/Shelf: 36	36		CNF.36	322	CNG.36	313
Back Panel/Shelf: 45	45		CNF.45	342	CNG.45	343
Back Panel/Shelf: 54	54		CNF.54	360	CNG.54	364
Back Panel/Shelf: 60	60		CNF.60	380	CNG.60	415
Back Panel/Shelf: 72	72		CNF.72	417	CNG.72	503
Back Panel/Shelf: 90	90		n/a		CNG.90	614
Back Panel/Shelf: 108	108		n/a		CNG.108	734

+ Options:

For Metal shelves, specify Brushed Nickel or Brushed Bronze finish.

Prices for wood include all Group 1 species and solid paint colors; inquire regarding other species/colors.

! Notes:

Maximum load on Back Panel/Shelves is 10 pounds per linear foot.

For Magnetized Back Panels

	w	d		
Magnet	0.8	0.8	CNL	55

+ Options:

Specify Brushed Nickel or Brushed Bronze finish.

TV/Video Adaptation

TV Mounting Bracket--should be supplied by customer IT personnel.

Back Panel Cut-Out (Wood Veneer units only—print required)	Option WPC	585
Back Panel Stand-out Frame (specify dimension—up to 3 inches)	Option WPF	700

Additional Items

Refer to the Uffizi Caseloads Collection for other products compatible with this conference offering:
 Credenza Shells and Pedestals
 Towers 72h

See pages E.2 and E.3 of the Uffizi Collection (Private Office) for more product information.


Specify: Item Number
 Quantity
 Tagging
 Metal Finish
 Wood Finish

• Denotes item illustrated
 ‡ Requires field sub-assembly

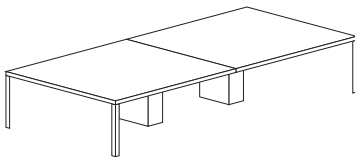
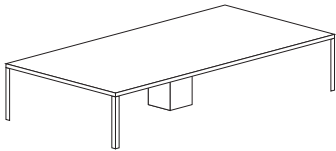
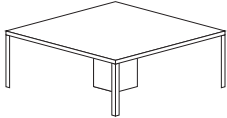
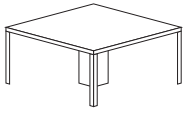
Prices listed in Group 1 Finishes.

October 31, 2008
 June 1, 2008

S.19



Tables, Metal Legs



Square	w	d	Open Kneespace	w/ Plinth	Item No.	List \$	Item No.	List \$
Table/Leg 36x36	36	36	CXBFB.36	na		2730		
Table/Leg 42x42	42	42	CXBFB.42	na		2889		
• Table/Leg 48x48	48	48	CXBFB.48			3124	CXBGB.48	4183
• Table/Leg 54x54	54	54					CXBGB.54	4622
• Table/Leg 60x60	60	60					CXBGB.60	5113

Rectangular (1-section)	w	d	Open Kneespace	w/ Plinth	Item No.	List \$	Item No.	List \$
Table/Leg 60x24	60	24	CXCFB.6024	na		2504		
Table/Leg 60x36	60	36	CXCFB.6036			3020	CXCGB.6036	4079
Table/Leg 66x24	66	24	CXCFB.6624	na		2607		
Table/Leg 66x36	66	36	CXCFB.6636			3175	CXCGB.6636	4234
Table/Leg 72x24	72	24	CXCFB.7224	na		2710		
Table/Leg 72x36	72	36	CXCFB.7236			3330	CXCGB.7236	4389
Table/Leg 78x24	78	24	CXCFB.7824	na		2814		
Table/Leg 78x36	78	36	CXCFB.7836			3485	CXCGB.7836	4544
Table/Leg 84x42	84	42	CXCFB.8442			4002	CXCGB.8442	5061
Table/Leg 84x48	84	48	CXCFB.8448			4363	CXCGB.8448	5422
Table/Leg 90x42	90	42	CXCFB.9042			4183	CXCGB.9042	5242
Table/Leg 90x48	90	48					CXCGB.9048	5680
Table/Leg 96x42	96	42					CXCGB.9642	5422
Table/Leg 96x48	96	48					CXCGB.9648	5886
Table/Leg 108x48	108	48					CXCGB.10848	6300
Table/Leg 108x54	108	54					CXCGB.10854	6764
Table/Leg 120x48	120	48					CXCGB.12048	6713
Table/Leg 120x54	120	54					CXCGB.12054	7229
• Table/Leg 120x60	120	60					CXCGB.12060	7746

Rectangular (2-sections)	w	d		w/ Plinth	Item No.	List \$	Item No.	List \$
Table/Leg 132x48	132	48					CXCGB.13248	7544
Table/Leg 132x54	132	54					CXCGB.13254	8112
• Table/Leg 132x60	132	60					CXCGB.13260	8680
Table/Leg 144x48	144	48					CXCGB.14448	7957
Table/Leg 144x54	144	54					CXCGB.14454	8577
Table/Leg 144x60	144	60					CXCGB.14460	9197

! Notes:

Height is 29.5 inches; tops are 2-inches thick.
Prices shown are for Group 1 finishes on tops.

+ Options:

Specify metal finish for plinth and legs: Brushed Nickel or Brushed Bronze.
Corian® tops are available from Tuohy on a project basis; inquire for pricing and ordering information.

See pages E.2 and E.3 of the Uffizi Collection (Private Office) for more product information.

Specify: Item Number
Quantity
Tagging
Metal Finish
Wood Finish

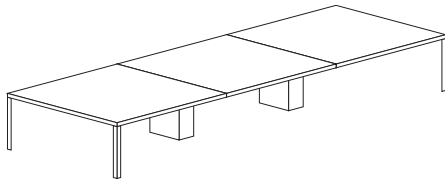
• Denotes item illustrated
‡ Requires field sub-assembly

Prices listed in Group 1 Finishes.

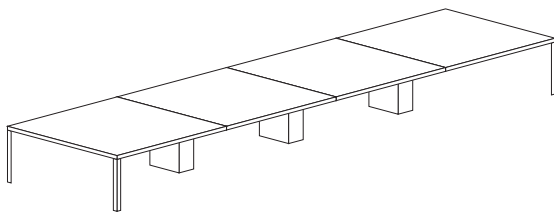


Tables, Metal Legs (cont.)

			Item No.	List \$
Rectangular (3-sections)	w	d	w/ Plinth	
Table/Leg 156x48	156	48	CXCGB.15648	9253
Table/Leg 156x54	156	54	CXCGB.15654	9924
Table/Leg 156x60	156	60	CXCGB.15660	10596
Table/Leg 168x48	168	48	CXCGB.16848	9682
Table/Leg 168x54	168	54	CXCGB.16854	10406
Table/Leg 168x60	168	60	CXCGB.16860	11129
Table/Leg 180x54	180	54	CXCGB.18054	10887
• Table/Leg 180x60	180	60	CXCGB.18060	11661



			w/ Plinth	
Rectangular (4-sections)	w	d	w/ Plinth	
Table/Leg 192x54	192	54	CXCGB.19254	13158
Table/Leg 192x60	192	60	CXCGB.19260	13984
Table/Leg 204x54	204	54	CXCGB.20454	13642
Table/Leg 204x60	204	60	CXCGB.20460	14521
Table/Leg 216x54	216	54	CXCGB.21654	14126
Table/Leg 216x60	216	60	CXCGB.21660	15054
Table/Leg 240x54	240	54	CXCGB.24054	15090
• Table/Leg 240x60	240	60	CXCGB.24060	16123



! Notes:

Height is 29.5 inches; tops are 2-inches thick.
 Prices shown are for Group 1 finishes on tops.

+ Options:

Specify metal finish for plinth and legs: Brushed Nickel or Brushed Bronze.
 Corian® tops are available from Tuohy on a project basis; inquire for pricing and ordering information.

See pages E.2 and E.3 of the Uffizi Collection (Private Office) for more product information.

Specify: Item Number
 Quantity
 Tagging
 Metal Finish
 Wood Finish

• Denotes item illustrated
 ‡ Requires field sub-assembly

Prices listed in Group 1 Finishes.

June 1, 2008

S.21



