

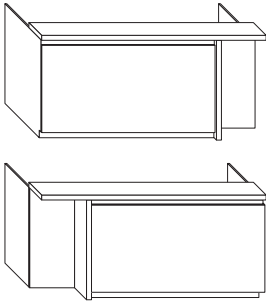
WEDGEWOOD ADMIN-RECEPTION  
SPECIFICATION GUIDE & LIST PRICES

04.15.12

TUOHY

DESKS, DBL PEDESTAL	376
COVE PLINTH	376
DESKS, DBL PED W. PAPER SLOT	377
DESKS FOR COVE-SIDE ATTACH	378
DESKS FOR PANEL-SIDE ATTACH	379
DESKS FOR DUAL RUNOFFS	379
RUNOFFS—COVE ATTACHMENT	380
RUNOFFS —PANEL ATTACHMENT	382
BRIDGE—PANEL ATTACHMENT	383
CREDENZA SHELL	383
T-SHELVES	383

Desks, Dbl Pedestal



				Product No.	List \$
Gallery Desk—Cove User Left ↵	w	d	42h	Panel End	
Gallery Desk LH: 72x36	72	36		WRA?.7236	7152
Gallery Desk LH: 78x36	78	36		WRA?.7836	7225
Gallery Desk LH: 84x36	84	36		WRA?.8436	7293
• Gallery Desk LH: 90x36	90	36		WRA?.9036	7420
Gallery Desk—Cove User Right ↵	w	d	42h	Panel End	
Gallery Desk RH: 72x36	72	36		WRB?.7236	7152
Gallery Desk RH: 78x36	78	36		WRB?.7836	7225
Gallery Desk RH: 84x36	84	36		WRB?.8436	7293
• Gallery Desk RH: 90x36	90	36		WRB?.9036	7420

? Specify configuration (user's left-right) by modifying the Product Number:

For 2BF-2BF, change the 4th digit from ? to A.

For 2F-2F, change the 4th digit from ? to B.

For 2BF-2F, change the 4th digit from ? to C.

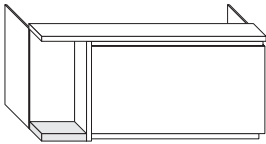
For 2F-2BF, change the 4th digit from ? to D.

! Notes:

Pedestal on cove side is 24 deep; opposite pedestal is full depth.

Coves are 12 deep.

Cove Plinth



Cove Plinth	w	12d	3h		
Cove Plinth 18 LH	18			WSP.18	246
• Cove Plinth 18 RH	18			WSR.18	246
Cove Plinth 24 LH	24			WSP.24	280
Cove Plinth 24 RH	24			WSR.24	280

! Notes:

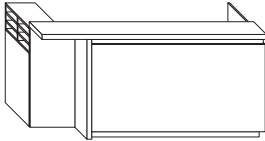

Useful for umbrella stands, art displays, or storage accessories.

Handedness is per the user-side.

Specify: Product Number  
Quantity  
Tagging  
Wood Finish

• Denotes Item is illustrated.  
↵ Includes locks.  
‡ Requires field sub-assembly.  
Prices listed in Wood1 Finishes.

Desks, Dbl Ped w. Paper Slot



	Product No.	List \$	Product No.	List \$
Gal Desk/Slots-Cove User Left → w d 42h	Slots Cove Side		Slots Opposite Side	
Gallery Desk/Slots LH: 72x36 72 36	WRC?.7236	8593	WRD?.7236	8593
Gallery Desk/Slots LH: 78x36 78 36	WRC?.7836	8665	WRD?.7836	8665
Gallery Desk/Slots LH: 84x36 84 36	WRC?.8436	8734	WRD?.8436	8734
• Gallery Desk/Slots LH: 90x36 90 36	WRC?.9036	8860	WRD?.9036	8860
Gal Desk/Slots-Cove User Right ←w d 42h	Slots Cove Side		Slots Opposite Side	
Gallery Desk/Slots RH: 72x36 72 36	WRE?.7236	8593	WRF?.7236	8593
Gallery Desk/Slots RH: 78x36 78 36	WRE?.7836	8665	WRF?.7836	8665
Gallery Desk/Slots RH: 84x36 84 36	WRE?.8436	8734	WRF?.8436	8734
• Gallery Desk/Slots RH: 90x36 90 36	WRE?.9036	8860	WRF?.9036	8860

? Specify configuration (user's left-right) by modifying the Product Number:

For 2BF-2BF, change the 4th digit from ? to A.

For 2F-2F, change the 4th digit from ? to B.

For 2BF-2F, change the 4th digit from ? to C.

For 2F-2BF, change the 4th digit from ? to D.

! Notes:

Pedestal on cove side is 24 deep; opposite pedestal is full depth.

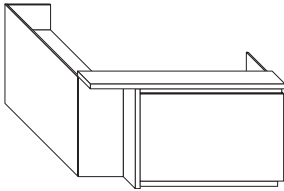
Coves are 12 deep.



Specify: Product Number  
 Quantity  
 Tagging  
 Wood Finish

• Denotes Item is illustrated.  
 → Includes locks.  
 ‡ Requires field sub-assembly.  
 Prices listed in Wood1 Finishes.

Desks for Cove-Side Attachment



	w	d	42h	Product No.	List \$	Product No.	List \$
Cove User Left				For 18-in Cove/Runoff		For 24-in Cove/Runoff	
Gallery Desk LH: 72x36	72	36		WRG?A.7236	5632	WRG?B.7236	5516
Gallery Desk LH: 78x36	78	36		WRG?A.7836	5705	WRG?B.7836	5589
Gallery Desk LH: 84x36	84	36		WRG?A.8436	5773	WRG?B.8436	5657
Gallery Desk LH: 90x36	90	36		WRG?A.9036	5900	WRG?B.9036	5783
Cove User Right				For 18-in Cove/Runoff		For 24-in Cove/Runoff	
Gallery Desk RH: 72x36	72	36		WRH?A.7236	5632	WRH?B.7236	5516
• Gallery Desk RH: 78x36	78	36		WRH?A.7836	5705	WRH?B.7836	5589
Gallery Desk RH: 84x36	84	36		WRH?A.8436	5773	WRH?B.8436	5657
Gallery Desk RH: 90x36	90	36		WRH?A.9036	5900	WRH?B.9036	5783

? Specify configuration (user's left-right) by modifying the Product Number:

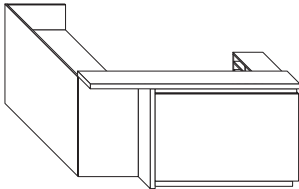
For 2BF, change the 4th digit from ? to E.

For 2F, change the 4th digit from ? to F.

! Notes:

Pedestal is full depth.

Coves are 12 deep; width varies with Runoff.



	w	d	42h	Product No.	List \$	Product No.	List \$
With Slots-Cove User Left				For 18-in Cove/Runoff		For 24-in Cove/Runoff	
Gallery Desk/Slots LH: 72x36	72	36		WRJ?A.7236	7072	WRJ?B.7236	6956
Gallery Desk/Slots LH: 78x36	78	36		WRJ?A.7836	7145	WRJ?B.7836	7029
Gallery Desk/Slots LH: 84x36	84	36		WRJ?A.8436	7214	WRJ?B.8436	7097
Gallery Desk/Slots LH: 90x36	90	36		WRJ?A.9036	7340	WRJ?B.9036	7222
With Slots-Cove User Right				For 18-in Cove/Runoff		For 24-in Cove/Runoff	
Gallery Desk/Slots RH: 72x36	72	36		WRK?A.7236	7072	WRK?B.7236	6956
Gallery Desk/Slots RH: 78x36	78	36		WRK?A.7836	7145	WRK?B.7836	7029
• Gallery Desk/Slots RH: 84x36	84	36		WRK?A.8436	7214	WRK?B.8436	7097
Gallery Desk/Slots RH: 90x36	90	36		WRK?A.9036	7340	WRK?B.9036	7222

? Specify configuration (user's left-right) by modifying the Product Number:

For 2BF, change the 4th digit from ? to E.

For 2F, change the 4th digit from ? to F.

! Notes:

Pedestal is full depth.

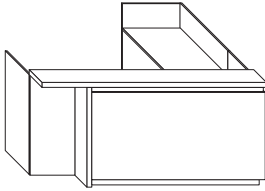
Coves are 12 deep; width varies with Runoff.

Specify: Product Number  
Quantity  
Tagging  
Wood Finish

• Denotes Item is illustrated.  
→ Includes locks.  
‡ Requires field sub-assembly.  
Prices listed in Wood1 Finishes.



Desks for Panel-Side Attachment



				Product No.	List \$	Product No.	List \$
Gallery Desk—Cove User Left	w	d	42h	For 18 or 24-in Runoffs			
Gallery Desk LH: 72x36	72	36		WRL?.7236	6113		
Gallery Desk LH: 78x36	78	36		WRL?.7836	6184		
Gallery Desk LH: 84x36	84	36		WRL?.8436	6254		
Gallery Desk LH: 90x36	90	36		WRL?.9036	6378		

				Product No.	List \$	Product No.	List \$
Gallery Desk—Cove User Right	w	d	42h	For 18 or 24-in Runoffs			
Gallery Desk RH: 72x36	72	36		WRM?.7236	6113		
Gallery Desk RH: 78x36	78	36		WRM?.7836	6184		
Gallery Desk RH: 84x36	84	36		WRM?.8436	6254		
• Gallery Desk RH: 90x36	90	36		WRM?.9036	6378		

? Specify configuration (user's left-right) by modifying the Product Number:

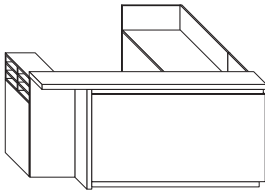
For 2BF, change the 4th digit from ? to E.

For 2F, change the 4th digit from ? to F.

! Notes:

Pedestal is 24 deep.

Coves are 12 deep and 18 wide.



				Product No.	List \$	Product No.	List \$
Gal. Desk/Slots—Cove User LH	w	d	42h	For 18 or 24-in Runoffs			
Gallery Desk/Slots LH: 72x36	72	36		WRN?.7236	7551		
Gallery Desk/Slots LH: 78x36	78	36		WRN?.7836	7623		
Gallery Desk/Slots LH: 84x36	84	36		WRN?.8436	7693		
Gallery Desk/Slots LH: 90x36	90	36		WRN?.9036	7817		

				Product No.	List \$	Product No.	List \$
Gal. Desk/Slots—Cove User RH	w	d	42h	For 18 or 24-in Runoffs			
Gallery Desk/Slots RH: 72x36	72	36		WRP?.7236	7551		
Gallery Desk/Slots RH: 78x36	78	36		WRP?.7836	7623		
Gallery Desk/Slots RH: 84x36	84	36		WRP?.8436	7693		
• Gallery Desk/Slots RH: 90x36	90	36		WRP?.9036	7817		

? Specify configuration (user's left-right) by modifying the Product Number:

For 2BF, change the 4th digit from ? to E.

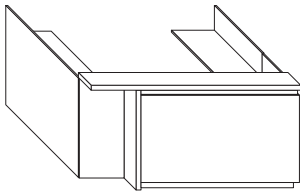
For 2F, change the 4th digit from ? to F.

! Notes:

Pedestal is 24 deep.

Coves are 12 deep and 18 wide.

Desks for Dual Runoffs



				Product No.	List \$	Product No.	List \$
Gallery Desk—Cove User Left	w	d	42h	For 18-in Cove/Runoff		For 24-in Cove/Runoff	
Gallery Desk LH: 72x36	72	36		WRQA.7236	4475	WRQB.7236	4358
Gallery Desk LH: 78x36	78	36		WRQA.7836	4547	WRQB.7836	4430
Gallery Desk LH: 84x36	84	36		WRQA.8436	4616	WRQB.8436	4499
Gallery Desk LH: 90x36	90	36		WRQA.9036	4741	WRQB.9036	4625

				Product No.	List \$	Product No.	List \$
Gallery Desk—Cove User Right	w	d	42h	For 18-in Cove/Runoff		For 24-in Cove/Runoff	
Gallery Desk RH: 72x36	72	36		WRRB.7236	4475	WRRB.7236	4358
Gallery Desk RH: 78x36	78	36		WRRB.7836	4547	WRRB.7836	4430
• Gallery Desk RH: 84x36	84	36		WRRB.8436	4616	WRRB.8436	4499
Gallery Desk RH: 90x36	90	36		WRRB.9036	4741	WRRB.9036	4625

! Notes:

Coves are 12 deep; width varies with Runoff.

18 or 24-inch bridges and runoffs may be used on the side opposite the cove.

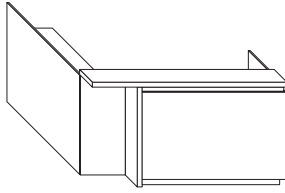
Be sure to calculate the remaining kneehole area when adding runoffs.

Specify: Product Number  
 Quantity  
 Tagging  
 Wood Finish

• Denotes Item is illustrated.  
 → Includes locks.  
 ‡ Requires field sub-assembly.  
 Prices listed in Wood1 Finishes.



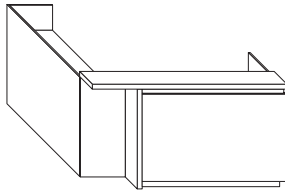
Runoffs—Cove Attachment



			Product No.	List \$	Product No.	List \$
Gallery Runoff—LH Open End	w	42h	18 Deep		24 Deep	
Gallery Runoff LH: 42 Open	66		WSA.4218	2395	WSA.4224	2530
Gallery Runoff LH: 48 Open	72		WSA.4818	2464	WSA.4824	2600
Gallery Runoff LH: 54 Open	78		WSA.5418	2533	WSA.5424	2668
Gallery Runoff LH: 60 Open	84		WSA.6018	2600	WSA.6024	2735
Gallery Runoff—RH Open End	w	42h	18 Deep		24 Deep	
Gallery Runoff RH: 42 Open	66		WSB.4218	2395	WSB.4224	2530
• Gallery Runoff RH: 48 Open	72		WSB.4818	2464	WSB.4824	2600
Gallery Runoff RH: 54 Open	78		WSB.5418	2533	WSB.5424	2668
Gallery Runoff RH: 60 Open	84		WSB.6018	2600	WSB.6024	2735

! Notes:

Be sure to calculate the kneehole area when using runoffs.  
For attachment to Gallery Desks only.  
May NOT receive another Runoff in U-station format.  
Specify modular pedestals from the Wedgewood Collection (Private Office section).



			18 Deep		24 Deep	
Gallery Runoff/Cred-Closed End	w	42h				
Gallery Runoff LH: 42 Closed	66		WSC.4218	2687	WSC.4224	2864
Gallery Runoff LH: 48 Closed	72		WSC.4818	2757	WSC.4824	2936
Gallery Runoff LH: 54 Closed	78		WSC.5418	2825	WSC.5424	3003
Gallery Runoff LH: 60 Closed	84		WSC.6018	2893	WSC.6024	3071
Gallery Runoff LH: 66 Closed	90		WSC.6618	2991	WSC.6624	3169
Gallery Runoff LH: 72 Closed	96		WSC.7218	3101	WSC.7224	3280
Gallery Runoff LH: 78 Closed	102		WSC.7818	3217	WSC.7824	3395
Gallery Runoff LH: 84 Closed	108		WSC.8418	3332	WSC.8424	3509
Gallery Runoff LH: 90 Closed	114		WSC.9018	3442	WSC.9024	3619
Gallery Runoff RH: 42 Closed	66		WSD.4218	2687	WSD.4224	2864
• Gallery Runoff RH: 48 Closed	72		WSD.4818	2757	WSD.4824	2936
Gallery Runoff RH: 54 Closed	78		WSD.5418	2825	WSD.5424	3003
Gallery Runoff RH: 60 Closed	84		WSD.6018	2893	WSD.6024	3071
• Gallery Runoff RH: 66 Closed	90		WSD.6618	2991	WSD.6624	3169
Gallery Runoff RH: 72 Closed	96		WSD.7218	3101	WSD.7224	3280
Gallery Runoff RH: 78 Closed	102		WSD.7818	3217	WSD.7824	3395
Gallery Runoff RH: 84 Closed	108		WSD.8418	3332	WSD.8424	3509
Gallery Runoff RH: 90 Closed	114		WSD.9018	3442	WSD.9024	3619

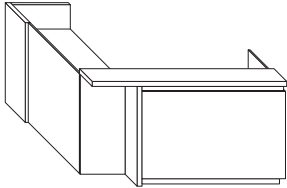
! Notes:

Be sure to calculate the kneehole area when using runoffs.  
For attachment to Gallery Desks or use credenza-style (freestanding).  
May receive another Runoff in U-station format.  
Specify modular pedestals from the Wedgewood Collection (Private Office section).

Specify: Product Number  
Quantity  
Tagging  
Wood Finish

• Denotes Item is illustrated.  
↪ Includes locks.  
‡ Requires field sub-assembly.  
Prices listed in Wood1 Finishes.

Runoffs—Cove Attachment (cont.)



			Product No.	List \$	Product No.	List \$
Gallery Runoff—LH L-Panel End		w	42h	18 Deep	24 Deep	
Gallery Runoff LH: 42 L-Panel	67		WSE.4218	2960	WSE.4224	3160
Gallery Runoff LH: 48 L-Panel	73		WSE.4818	3033	WSE.4824	3232
Gallery Runoff LH: 54 L-Panel	79		WSE.5418	3142	WSE.5424	3339
Gallery Runoff LH: 60 L-Panel	85		WSE.6018	3202	WSE.6024	3402
Gallery Runoff LH: 66 L-Panel	91		WSE.6618	3267	WSE.6624	3468
Gallery Runoff LH: 72 L-Panel	97		WSE.7218	3386	WSE.7224	3584
Gallery Runoff—RH L-Panel End		w	42h	18 Deep	24 Deep	
Gallery Runoff RH: 42 L-Panel	67		WSF.4218	2960	WSF.4224	3160
• Gallery Runoff RH: 48 L-Panel	73		WSF.4818	3033	WSF.4824	3232
Gallery Runoff RH: 54 L-Panel	79		WSF.5418	3142	WSF.5424	3339
Gallery Runoff RH: 60 L-Panel	85		WSF.6018	3202	WSF.6024	3402
Gallery Runoff RH: 66 L-Panel	91		WSF.6618	3267	WSF.6624	3468
Gallery Runoff RH: 72 L-Panel	97		WSF.7218	3386	WSF.7224	3584

! Notes:

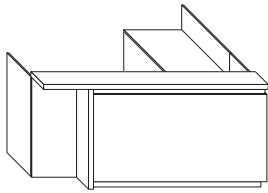
- Be sure to calculate the kneehole area when using runoffs.
- For attachment to Gallery Desks only.
- May receive another Runoff in U-station format.
- May receive modular pedestals of corresponding depth.



Specify: Product Number  
 Quantity  
 Tagging  
 Wood Finish

• Denotes Item is illustrated.  
 ↪ Includes locks.  
 ‡ Requires field sub-assembly.  
 Prices listed in Wood1 Finishes.

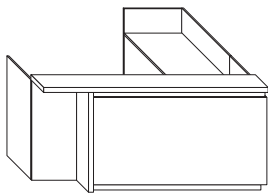
Runoffs —Panel Attachment



			Product No.	List \$	Product No.	List \$
Gallery Runoff—LH Open End	w	42h	18 Deep		24 Deep	
Gallery Runoff LH: 42 Open	42		WSG.4218	1723	WSG.4224	1817
• Gallery Runoff LH: 48 Open	48		WSG.4818	1797	WSG.4824	1891
Gallery Runoff LH: 54 Open	54		WSG.5418	1867	WSG.5424	1960
Gallery Runoff LH: 60 Open	60		WSG.6018	1968	WSG.6024	2062
Gallery Runoff—RH Open End	w	42h	18 Deep		24 Deep	
Gallery Runoff RH: 42 Open	42		WSH.4218	1723	WSH.4224	1817
Gallery Runoff RH: 48 Open	48		WSH.4818	1797	WSH.4824	1891
Gallery Runoff RH: 54 Open	54		WSH.5418	1867	WSH.5424	1960
Gallery Runoff RH: 60 Open	60		WSH.6018	1968	WSH.6024	2062

! Notes:

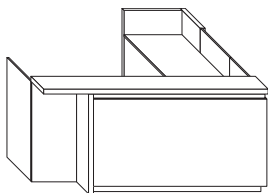
Be sure to calculate the kneehole area when using runoffs.  
For attachment to Gallery Desks or another Closed or L-Panel Runoff.  
May NOT receive another Runoff in U-station format—see Bridge unit.  
Specify modular pedestals from the Wedgewood Collection (Private Office section).



Gallery Runoff—LH Closed End	w	42h	18 Deep		24 Deep	
Gallery Runoff LH: 42 Closed	42		WSJ.4218	1987	WSJ.4224	2123
• Gallery Runoff LH: 48 Closed	48		WSJ.4818	2060	WSJ.4824	2196
Gallery Runoff LH: 54 Closed	54		WSJ.5418	2160	WSJ.5424	2295
Gallery Runoff LH: 60 Closed	60		WSJ.6018	2231	WSJ.6024	2367
Gallery Runoff LH: 66 Closed	66		WSJ.6618	2333	WSJ.6624	2468
Gallery Runoff LH: 72 Closed	72		WSJ.7218	2402	WSJ.7224	2538
Gallery Runoff—RH Closed End	w	42h	18 Deep		24 Deep	
Gallery Runoff RH: 42 Closed	42		WSK.4218	1987	WSK.4224	2123
Gallery Runoff RH: 48 Closed	48		WSK.4818	2060	WSK.4824	2196
Gallery Runoff RH: 54 Closed	54		WSK.5418	2160	WSK.5424	2295
Gallery Runoff RH: 60 Closed	60		WSK.6018	2231	WSK.6024	2367
Gallery Runoff RH: 66 Closed	66		WSK.6618	2333	WSK.6624	2468
Gallery Runoff RH: 72 Closed	72		WSK.7218	2402	WSK.7224	2538

! Notes:

Be sure to calculate the kneehole area when using runoffs.  
For attachment to Gallery Desks or another Closed or L-Panel Runoff.  
Specify modular pedestals from the Wedgewood Collection (Private Office section).



Gallery Runoff—LH L-Panel End	w	42h	18 Deep		24 Deep	
Gallery Runoff LH: 42 L-Panel	43		WSL.4218	2438	WSL.4224	2597
• Gallery Runoff LH: 48 L-Panel	49		WSL.4818	2486	WSL.4824	2646
Gallery Runoff LH: 54 L-Panel	55		WSL.5418	2571	WSL.5424	2730
Gallery Runoff LH: 60 L-Panel	61		WSL.6018	2631	WSL.6024	2790
Gallery Runoff LH: 66 L-Panel	67		WSL.6618	2735	WSL.6624	2895
Gallery Runoff LH: 72 L-Panel	73		WSL.7218	2804	WSL.7224	2963
Gallery Runoff—RH L-Panel End	w	42h	18 Deep		24 Deep	
Gallery Runoff RH: 42 L-Panel	43		WSM.4218	2438	WSM.4224	2597
Gallery Runoff RH: 48 L-Panel	49		WSM.4818	2486	WSM.4824	2646
Gallery Runoff RH: 54 L-Panel	55		WSM.5418	2571	WSM.5424	2730
Gallery Runoff RH: 60 L-Panel	61		WSM.6018	2631	WSM.6024	2790
Gallery Runoff RH: 66 L-Panel	67		WSM.6618	2735	WSM.6624	2895
Gallery Runoff RH: 72 L-Panel	73		WSM.7218	2804	WSM.7224	2963

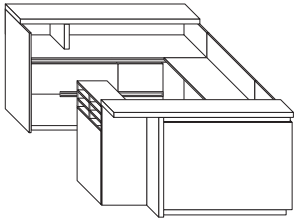
! Notes:

Be sure to calculate the kneehole area when using runoffs.  
For attachment to Gallery Desks or another Closed or L-Panel Runoff.  
Specify modular pedestals from the Wedgewood Collection (Private Office section).

Specify: Product Number  
Quantity  
Tagging  
Wood Finish

• Denotes Item is illustrated.  
↪ Includes locks.  
‡ Requires field sub-assembly.  
Prices listed in Wood1 Finishes.

Bridge—Panel Attachment

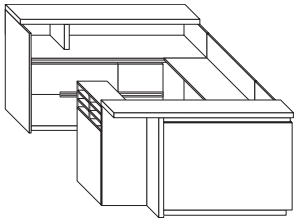


			Product No.	List \$	Product No.	List \$
Gallery Bridge	w	42h	18 Deep		24 Deep	
Gallery Bridge 42	42		WSN.4218	1723	WSN.4224	1817
• Gallery Bridge 48	48		WSN.4818	1797	WSN.4824	1891
Gallery Bridge 54	54		WSN.5418	1867	WSN.5424	1960

! Notes:

For attachment to Gallery Desks or Credenza Shells—Panel Attachment only.

Credenza Shell



Gallery Credenza	w	25d	42h		24 Deep	
• Gallery Credenza 72	74				WR?.7224	2936
Gallery Credenza 78	80				WR?.7824	3003
Gallery Credenza 84	86				WR?.8424	3071
Gallery Credenza 90	92				WR?.9024	3169

! Notes:

For freestanding use or attachment with Gallery Bridges.

For freestanding use change ? to S

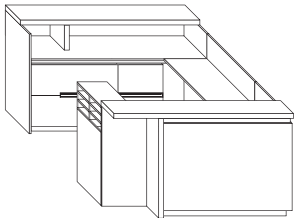
For right hand bridge attachment change ? to T

For left hand bridge attachment change ? to V

Specify modular pedestals from the Wedgewood Collection (Private Office section).

Maximum unsupported kneehole span is 54 inches.


T-Shelves



Gallery T-Shelves	w	15d	14h		
• Gallery T-Shelf 72	74			WST.72	614
Gallery T-Shelf 78	80			WST.78	651
Gallery T-Shelf 84	86			WST.84	696
Gallery T-Shelf 90	92			WST.90	784

! Notes:

May be used on freestanding credenzas or on the workwall area of U-Stations.



Specify: Product Number  
 Quantity  
 Tagging  
 Wood Finish

• Denotes Item is illustrated.  
 ↪ Includes locks.  
 ‡ Requires field sub-assembly.  
 Prices listed in Wood1 Finishes.

