

PRICING & SPECIFICATION GUIDE

Arrive Collection

May 1, 2023

TUOHY



Reception: **Arrive**

Design: TUOHY Design Team

Desks with Panel	BA4
Runoffs	BA5
Bridges	BA5
Accessory Shelves	BA5
Credenza Tops & End Panels	BA6
Pedestals	BA7
Towers	BA7

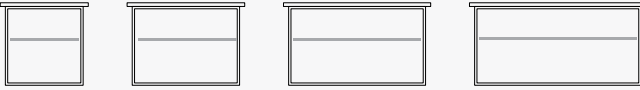
Drawer Layouts: Plan View

Slides: Side-Mount

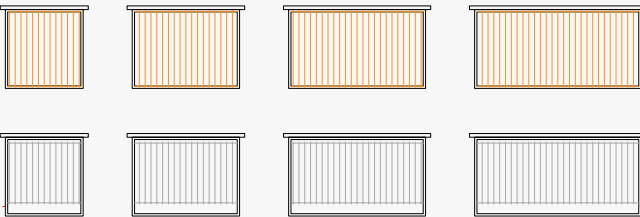
Pedestal Units 18d
Drawers 16d

18w 24w 30w 36w

Box Drawers w Divider



File Drawers: Lateral


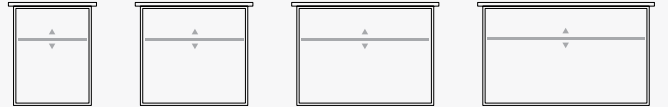


File Drawers: Front-to-Back



Pedestal Units 24d
Drawers 20.1d

18w 24w 30w 36w



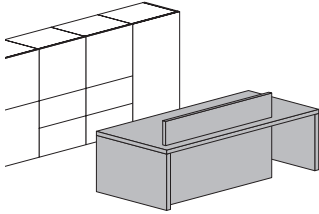
DRAWER CONSTRUCTION

A fine point for a quality casegood product is the inner drawer construction. Each TUOHY casegood offers you uncompromised excellence in this area as well. Drawer boxes are constructed with dovetail joinery for maximum durability. The drawer face is mounted separately to this box (i.e., five-sided construction) to maintain integrity.

Drawer bottoms are dadoed on all four sides. Slides for box drawers are rated at 100 pounds per drawer; slides for file drawers are rated at a heavy duty 150 pound load per drawer. All slides have progressive action.

Box drawers have a removable divider, adjustable when depicted (+/-). File drawers have suspension rods for filing laterally or front-to-back, as depicted. For Drawers for Lap Area, Drawer Pencil Tray, and Locks: See the Introduction/Terms-Options section of the Master Price List, page 12.

Desks with Panel



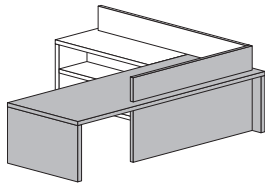
		Product No.	\$	Product No.	\$	Product No.	\$
Wood1 Shell 36d 42.4h	ADA	Wood1 Privacy Pnl		Wood2 Privacy Pnl		Acrylic Solid PrivPnl	
Desk 78w 36d LH	24	RALW7836	6150	RALX7836	6581	RALK7836	10052
• Desk 78w 36d RH	24	RARW7836	6150	RARX7836	6581	RARK7836	10052
Desk 84w 36d LH	24	RALW8436	6235	RALX8436	6671	RALK8436	10206
Desk 84w 36d RH	24	RARW8436	6235	RARX8436	6671	RARK8436	10206
Desk 90w 36d LH	28	RALW9036	6325	RALX9036	6768	RALK9036	10361
Desk 90w 36d RH	28	RARW9036	6325	RARX9036	6768	RARK9036	10361
• Desk 96w 36d LH	32	RALW9636	6431	RALX9636	6881	RALK9636	10587
Desk 96w 36d RH	32	RARW9636	6431	RARX9636	6881	RARK9636	10587
Desk 102w 36d LH	32	RALW10236	6815	RALX10236	7292	RALK10236	11380
Desk 102w 36d RH	32	RARW10236	6815	RARX10236	7292	RARK10236	11380
Desk 108w 36d LH	32	RALW10836	7518	RALX10836	8044	RALK10836	12434
Desk 108w 36d RH	32	RARW10836	7518	RARX10836	8044	RARK10836	12434
Desk 114w 36d LH	36	RALW11436	7625	RALX11436	8159	RALK11436	12658
Desk 114w 36d RH	36	RARW11436	7625	RARX11436	8159	RARK11436	12658
Desk 120w 36d LH	36	RALW12036	7795	RALX12036	8341	RALK12036	13163
Desk 120w 36d RH	36	RARW12036	7795	RARX12036	8341	RARK12036	13163

! Notes:

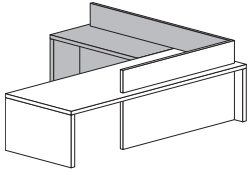
Acrylic Solid Surface standard is Avonite® Polaris Matte; other colors on a project basis.
 Privacy Panels are 1.5th and located 4.5-in from the visitors' edge of the worksurface.
 Handedness is user's side, where the Privacy Panel meets the end panel (opposite the offset gap).

+ Options:

For Desks to be used with a Runoff or Bridge, add X to the product number; no price change.
 Ex. Desk for Bridge/Runoff 78w x 36d LH with Wood1 Privacy Pnl, Product No. is RALW7836X.
 Parametrics (identify dimension changes within < > symbols; use price of next larger size):
 Width range: 72-120
 Depth range: 30-36



Runoffs



	Product No.	\$	Product No.	\$	Product No.	\$
Wood1 Shell 48w 24d 42.4h	Wood1 Privacy Pnl		Wood2 Privacy Pnl		Acrylic Solid PrivPnl	
• Runoff Shell LH	RDELW4824	4395	RDELX4824	4703	RDELK4824	9554
Runoff Shell RH	RDERW4824	4395	RDERX4824	4703	RDERK4824	9554

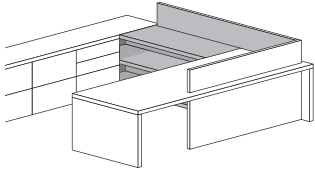
! Notes:

Acrylic Solid Surface standard is Avonite® Polaris Matte; other colors on a project basis.
 Privacy Panels are located 2-in from the edge of the worksurface.
 Handedness is user's side attachment to Desk.

+ Options/Parametrics (identify dimension changes within < > symbols use price of next larger size):

Width range: 42-48
 Depth range: 18-24

Bridges



	Product No.	\$	Product No.	\$	Product No.	\$
Wood1 Shell 48w 24d 42.4h	Wood1 Privacy Pnl		Wood2 Privacy Pnl		Acrylic Solid PrivPnl	
Credenza Bridge Shell	REEW4824	3886	REEX4824	4158	REEK4824	8768
• Credenza Bridge w Shelving	RESW4824	6930	RESX4824	7415	RESK4824	11154

	Product No.	\$	Product No.	\$	Product No.	\$
Wood1 Shell 48w 24d 42.4h	Wood1 Privacy Pnl		Wood2 Privacy Pnl		Acrylic Solid PrivPnl	
Tower Bridge Shell LH	RETLW4824	3886	RETLX4824	4158	RETLK4824	8768
Tower Bridge Shell RH	RETRW4824	3886	RETRX4824	4158	RETRK4824	8768
• Tower Bridge w Shelving LH	REULW4824	6930	REULX4824	7415	REULK4824	11154
Tower Bridge w Shelving RH	REURW4824	6930	REURX4824	7415	REURK4824	11154

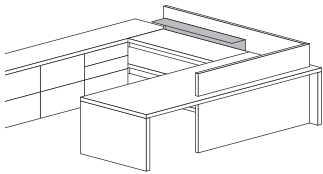
! Notes:

Credenza Bridge units are non-handed.
 Acrylic Solid Surface standard is Avonite® Polaris Matte; other colors on a project basis.
 Privacy Panels are located 2-in from the edge of the worksurface.

+ Options/Parametrics (identify dimension changes within < > symbols; use prices shown above):

Width range: 42-48
 Depth range Bridge Shell only: 18-24
 Depth range Bridge Shell for 18d pedestals: 22-24
 Depth range Bridge w Shelving: 18-24

Accessory Shelves



Shelves for Privacy Panels	MRBAS	
Accessory Shelf 24w	RNF24	1203
Accessory Shelf 30w	RNF30	1313
Accessory Shelf 36w	RNF36	1422
• Accessory Shelf 44w	RNF44	1531

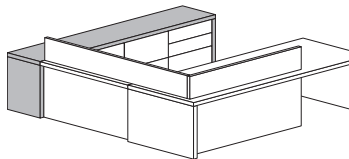
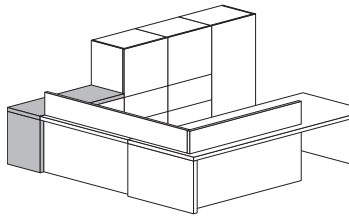
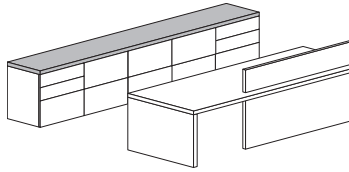
! Notes:

Depth is 7.5 inches; height is 6 inches. Finish is MRBAS Resin Brushed Aluminum Steel Tint.
 Shelves may be applied to any vertical surface in any location; drawing required.
 Default location as an accessory shelf is the closed end for Desks, center-of-top for Bridges and Runoffs.

+ Options/Parametrics (identify dimension changes within < > symbols; use price of next larger size):

Width range: 18-44

Credenza Tops & End Panels



	Product No.	\$	Product No.	\$
Top Only, 2-in Thick	18d		24d	
CredenzaTop 36w	RFC3618	1916	RFC3624	1983
CredenzaTop 48w	RFC4818	1985	RFC4824	2076
CredenzaTop 60w	RFC6018	2055	RFC6024	2166
CredenzaTop 72w	RFC7218	2125	RFC7224	2262
CredenzaTop 78w	RFC7818	2159	RFC7824	2305
CredenzaTop 84w	RFC8418	2196	RFC8424	2353
• CredenzaTop 90w	RFC9018	2230	RFC9024	2398
CredenzaTop 96w	RFC9618	2265	RFC9624	2444
CredenzaTop 102w	RFC10218	2300	RFC10224	2490
CredenzaTop 108w	RFC10818	2334	RFC10824	2537
CredenzaTop 114w	RFC11418	2369	RFC11424	2582
CredenzaTop 120w	RFC12018	2406	RFC12024	2628

	18d		24d	
Top & Single End Panel 30.4h				
CredenzaTop+1EndPnl 36w	RFE3618	2147	RFE3624	2287
CredenzaTop+1EndPnl 48w	RFE4818	2218	RFE4824	2378
CredenzaTop+1EndPnl 60w	RFE6018	2288	RFE6024	2470
CredenzaTop+1EndPnl 72w	RFE7218	2358	RFE7224	2562
CredenzaTop+1EndPnl 78w	RFE7818	2392	RFE7824	2606
CredenzaTop+1EndPnl 84w	RFE8418	2427	RFE8424	2654
CredenzaTop+1EndPnl 90w	RFE9018	2463	RFE9024	2700
CredenzaTop+1EndPnl 96w	RFE9618	2498	RFE9624	2745
CredenzaTop+1EndPnl 102w	RFE10218	2532	RFE10224	2792
CredenzaTop+1EndPnl 108w	RFE10818	2567	RFE10824	2837
CredenzaTop+1EndPnl 114w	RFE11418	2601	RFE11424	2882
CredenzaTop+1EndPnl 120w	RFE12018	2636	RFE12024	2931

	18d		24d	
Top & Double End Panels 30.4h				
CredenzaTop+2EndPnls 72w	RFF7218	2589	RFF7224	2862
CredenzaTop+2EndPnls 78w	RFF7818	2620	RFF7824	2900
CredenzaTop+2EndPnls 84w	RFF8418	2659	RFF8424	2954
CredenzaTop+2EndPnls 90w	RFF9018	2693	RFF9024	3000
CredenzaTop+2EndPnls 96w	RFF9618	2729	RFF9624	3045
CredenzaTop+2EndPnls 102w	RFF10218	2949	RFF10224	3278
CredenzaTop+2EndPnls 108w	RFF10818	2983	RFF10824	3323
CredenzaTop+2EndPnls 114w	RFF11418	3019	RFF11424	3371
CredenzaTop+2EndPnls 120w	RFF12018	3056	RFF12024	3416

! Notes:

End panels are finished all sides.

Wood prices are shown at Wood1 prices; inquire about upcharges for Wood2 finishes.

All items listed above require pedestals and/or attachment to towers. Maximum open span is 54-inches.

+ Options/Parametrics (identify dimension changes within < > symbols; use price of next larger size):

Width range: 30-124 (max. price at 120)

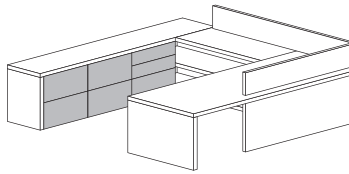
Depth range: 18-24

Specify: Product Number & Qty
 Tagging
 Hardware Selection
 Edge Detail
 Wood Finish

- Denotes Item is illustrated.
- Includes locks.
- ‡ Requires field sub-assembly.

Prices listed in Wood1 Finishes.

Pedestals



	Product No.	\$	Product No.	\$	Product No.	\$	
Unfinished Back ~	18d		24d		30d		
Pedestals	RJC18	0	RJC24	0	RJC30	0	
	Spec Code ↑		Spec Code ↑		Spec Code ↑		Fin.Back Option FB
Cabinet: Shelves 15 LH	CL15	2328	CL15	2411			+337
Cabinet: Shelves 15 RH	CR15	2328	CR15	2411			+337
Cabinet: Shelves 18 LH	CL18	2419	CL18	2508			+355
Cabinet: Shelves 18 RH	CR18	2419	CR18	2508			+355
Cabinet: Shelves 24 LH	CL24	2528	CL24	2697			+392
Cabinet: Shelves 24 RH	CR24	2528	CR24	2697			+392
Cabinet: Shelves 30 DBL	C30	2868	C30	2900			+425
Cabinet: Shelves 36 DBL	C36	3040	C36	3100			+461
Drawer: 4Box 18	J18	2922	J18	2961	J18	3004	+355
Drawer: 4Box 24	J24	3066	J24	3478	J24	3885	+392
Drawer: 2Box/File 18	E18	2762	E18	2874	E18	2986	+355
Drawer: 2Box/File 24	E24	2996	E24	3126	E24	3253	+392
Drawer: 2Box/File 30	E30	3478	E30	3623	E30	3756	+425
Drawer: 2Box/File 36	E36	3663	E36	3891	E36	4045	+461
Drawer: 2File 18	F18	2726	F18	2859	F18	2987	+355
Drawer: 2File 24	F24	3049	F24	3187	F24	3322	+392
Drawer: 2File 30	F30	3529	F30	3683	F30	3826	+425
Drawer: 2File 36	F36	3718	F36	3953	F36	4114	+461
Drawer: Trash/Recycle 1 & 2-Bin 18	T18	2605	T18	2843			+355
Drawer: Trash/Recycle 2 & 4-Bin 24	T24	2797	T24	3950			+392
Drawer: Utility 18	U18	2412	U18	2514			+355
Drawer: Utility 24	U24	2621	U24	2753			+392

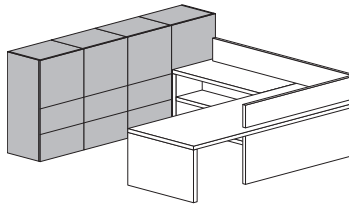
! Notes:

To order, specify the Product No. listed at top, then list the Spec Codes in L to R order in your description.
 The total price is the price listed at top plus the sum of the prices for the Spec Codes you itemized.
 Specify pull style/finish item number from those shown at left.
 All prices are based on Wood1 finishes; veneers are horizontal.
 Utility Drawers include a vent/cord exit in the rear panel.

+ Options:

Face Locks are included on all drawer and door pedestals. For no locks, specify Option NL.
 For finished back, specify Option FB; add the \$ amount shown at far right; continuous back up to 72w at 18d/24d.
 For finished left side, specify Option FL; add \$216.
 For finished right side, specify Option FR; add \$216.
 For finished both sides, specify Option FS; add \$432.
 For High Gloss Solid Color door/drawer fronts, specify Option HGF; add \$788.
 For ventilation cutout (where not included), specify Option VS; add \$390.

Towers



	Product No.	\$	Product No.	\$	
Unfinished Back 24w 54h	18d		24d		
Towers	RP18	420	RP24	420	
	Spec Code		Spec Code		Fin.Back Option FB
Garment LH	GL24	3506	GL24	3813	+259
Garment RH	GR24	3506	GR24	3813	+259
Garment End Door LH	HL24	3506	HL24	3813	+259
Garment End Door RH	HR24	3506	HR24	3813	+259
Cabinet/File/File LH	FL24	4543	FL24	4853	+259
Cabinet/File/File RH	FR24	4543	FR24	4853	+259
Cabinet/Printer-Utility LH	PL24	4465	PL24	4776	+259
Cabinet/Printer-Utility RH	PR24	4465	PR24	4776	+259

! Notes:

To order, specify the Product No. listed at top, then list the Spec Codes in L to R order in your description.
 The total price is the price listed at top plus the sum of the prices for the Spec Codes you itemized.
 Specify drawer pull style/finish item number from those shown above-left.
 Both ends of a tower run will be finished.
 All prices are based on Wood1 finishes; veneers are horizontal.
 Utility Drawers include a vent/cord-exit in the rear panel.

+ Options:

Face Locks are included on all drawers. For no locks, specify Option NL.
 For finished back, specify Option FB; add the \$ amount shown at far right.
 For High Gloss Solid Color door/drawer fronts, specify Option HGF; add \$788.

