

PRICING & SPECIFICATION GUIDE  
Geneva Collection

May 1, 2023

TUOHY



Casegoods: **Geneva**

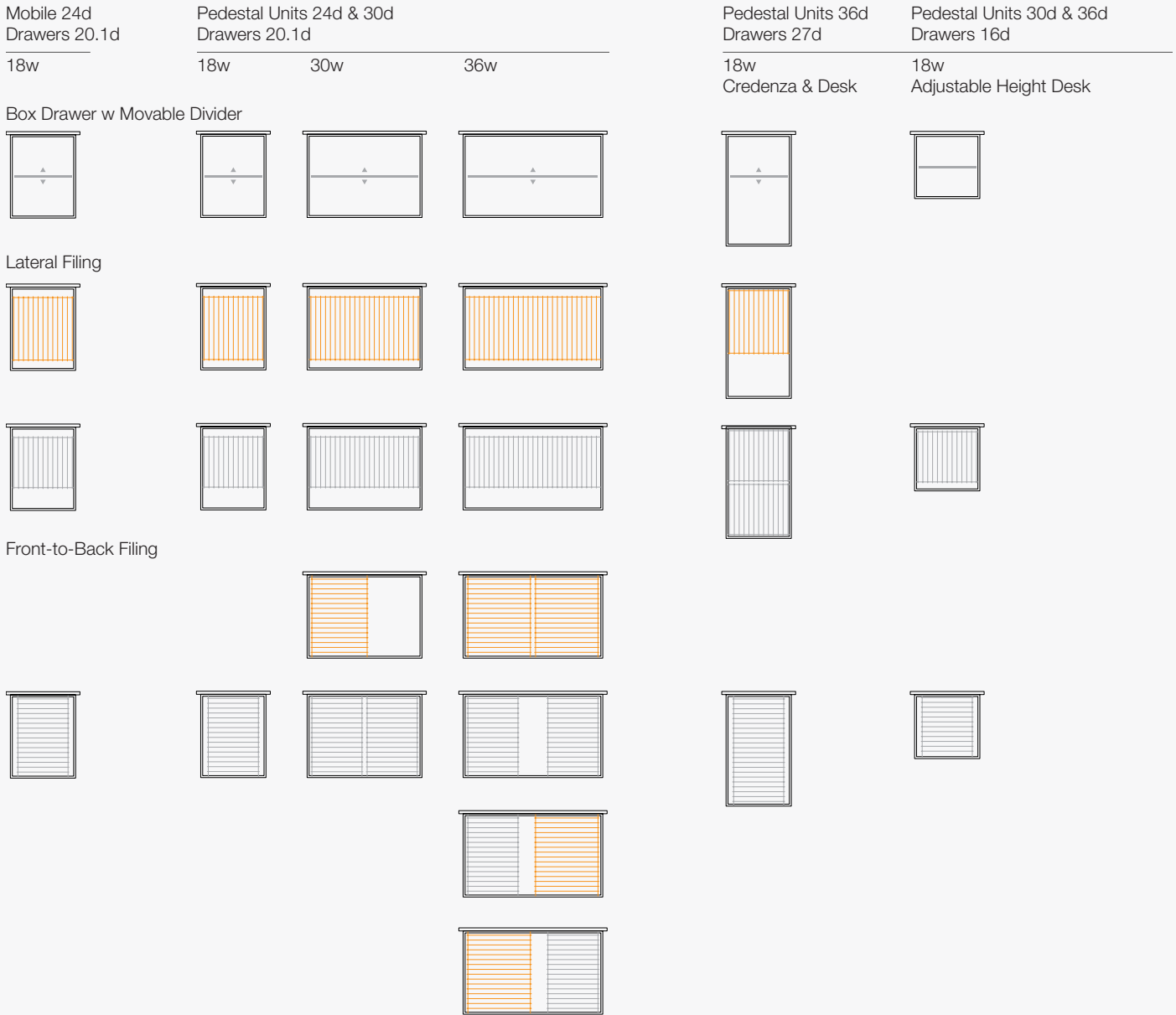
Drawer Layouts	AG3
Half-Panel Desks	AG4
Half-Panel Runoffs	AG4
Half-Panel Bridges	AG4
Half-Panel Credenzas	AG5
Desk-Tables & Tables	AG6
Desks	AG7
Runoffs	AG9
Bridges	AG10
Credenza Tops	AG11
Credenza Support Keels	AG12
L/T Panels	AG12
Modesty Panels	AG13
Pedestals 28h	AG14
Pedestals 40h/54h	AG16
Pedestals, Mobile	AG17
Hutches	AG18
Wall Hutches	AG20
Towers	AG22
Gallery Modules	AG25
Gallery Added Elements	AG27
Adjustable Height	AG28

Design:  
**Halsey, McCormack & Helmer**



**Drawer Layouts: Plan View**

Slides: Side-Mount



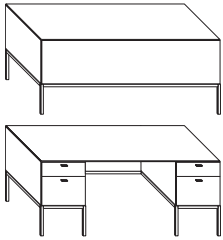
**DRAWER CONSTRUCTION**

A fine point for a quality casegood product is the inner drawer construction. Each TUOHY casegood offers you uncompromised excellence in this area as well. Drawer boxes are constructed with dovetail joinery for maximum durability. The drawer face is mounted separately to this box (i.e., five-sided construction) to maintain integrity.

Drawer bottoms are dadoed on all four sides. Slides for box drawers are rated at 100 pounds per drawer; slides for file drawers are rated at a heavy duty 150 pound load per drawer. All slides have progressive action.

Box drawers have a removable divider, adjustable when depicted (±). File drawers have suspension rods for filing laterally or front-to-back, as depicted. For Drawers for Lap Area, Drawer Pencil Tray, and Locks: See the Introduction/Terms-Options section of the Master Price List, page 12.

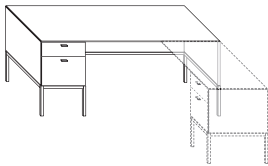
Half-Panel Desks, Dbl Pedestal



		Product No.	List \$
Rectangular Top ↯	w 36d 29.9h	Freestanding	
Desk/HalfPnl 66x36 BF-BF	66	GAAQ.LF	13423
• Desk/HalfPnl 72x36 BF-BF	72	GAAQ.MF	13585
Desk/HalfPnl 78x36 BF-BF	78	GAAQ.NF	13714

- ! Notes:  
 Locks are included.  
 Options:  
 For owner-supplied and installed stone tops (templates provided), specify Option ST.

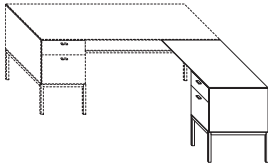
Half-Panel Desks, Sgl Pedestal



Open-BF ↯	w 36d 29.9h		
Desk1/HalfPnl 66x36 Open-BF	66	GAAQ.LF	10390
Desk1/HalfPnl 72x36 Open-BF	72	GAAQ.MF	10551
Desk1/HalfPnl 78x36 Open-BF	78	GAAQ.NF	10685
BF-Open	36d 29.9h		
Desk1/HalfPnl 66x36 BF-Open	66	GAAR.LF	10390
• Desk1/HalfPnl 72x36 BF-Open	72	GAAR.MF	10551
Desk1/HalfPnl 78x36 BF-Open	78	GAAR.NF	10685

- ! Notes:  
 Locks are included.  
 Options:  
 • For Runoff or Bridge Attachment, specify Option AT, add \$214.  
 For owner-supplied and installed stone tops (templates provided), specify Option ST.

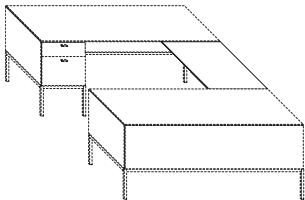
Half-Panel Runoffs



LH ↯	w 24d 29.9h		
Runoff/HalfPnl LH: 42 BF	42	GBAQ.G	6807
Runoff/HalfPnl LH: 48 BF	48	GBAQ.H	6915
Runoff/HalfPnl LH: 54 BF	54	GBAQ.J	7031
Runoff/HalfPnl LH: 60 LatB-LatF	60	GBAS.K	7695
RH ↯	w 24d 29.9h		
Runoff/HalfPnl RH: 42 BF	42	GBAR.G	6807
Runoff/HalfPnl RH: 48 BF	48	GBAR.H	6915
Runoff/HalfPnl RH: 54 BF	54	GBAR.J	7031
Runoff/HalfPnl RH: 60 LatB-LatF	60	GBAT.K	7695

- Options:  
 For owner-supplied and installed stone tops (templates provided), specify Option ST.

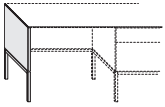
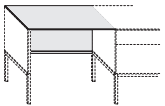
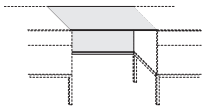
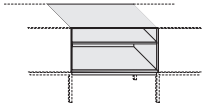
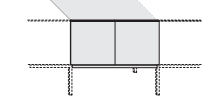
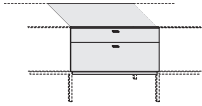
Half-Panel Bridges



With Back Panel ‡	w 24d 29.9h		
Bridge/HalfPnl: 36	36	GCAV.F	3028
Bridge/HalfPnl: 42	42	GCAV.G	3163
Bridge/HalfPnl: 48	48	GCAV.H	3324
Bridge/HalfPnl: 54	54	GCAV.J	3432
Top Only	w 24d 1.5th		
Bridge24Top: 36	36	GCAW.F	1514
Bridge24Top: 42	42	GCAW.G	1581
Bridge24Top: 48	48	GCAW.H	1661
Bridge24Top: 54	54	GCAW.J	1718

- ! Notes:  
 Width dimensions shown above are nominal.  
 Options:  
 For owner-supplied and installed stone tops (templates provided), specify Option ST.

Specify: Product Number      • Denotes Item is illustrated.      Metal finish is MBN Brushed Nickel.  
 Quantity                      ↯ Includes locks.  
 Tagging                         ‡ Requires field sub-assembly.  
 Wood Finish  
 Hardware Finish                Prices listed in Wood1 Finishes.

Half-Panel Credenzas	Includes Top -	w	Product No.		List \$	
			Unfinished Back	Finished Back	Product No.	List \$
	Credenza/HalfPnl 24d		GG241-	585	GH241-	585
	• End Panel	1	A	655	A	655
	End Panel - For Runoff/Bridge	1	Q	705	Q	705
	End/Back Panel 23w	23	23	2046	23	2122
	End/Back Panel 29w	29	29	2122	29	2240
	• End/Back Panel 35w	35	35	2200	35	2348
	End/Back Panel 41w	41	41	2295	41	2484
	End/Back Panel 47w	47	47	2418	47	2646
	End/Back Panel 53w	53	53	2491	53	2756
	Kneehole Panel 24w	24	24	2046	24	2122
	Kneehole Panel 30w	30	30	2122	30	2240
	• Kneehole Panel 36w	36	36	2200	36	2348
	Kneehole Panel 42w	42	42	2295	42	2484
	Kneehole Panel 48w	48	48	2418	48	2646
	Kneehole Panel 54w	54	54	2491	54	2756
	Shelving 15w	15	B	2789	B	2849
	Shelving 18w	18	C	2927	C	3003
	Shelving 30w	30	E	3430	E	3564
	• Shelving 36w	36	F	3796	F	3947
	Cabinet-LH 15w	15	N	3165	N	3222
	Cabinet-LH 18w	18	P	3306	P	3384
	Cabinet-RH 15w	15	R	3165	R	3222
	Cabinet-RH 18w	18	S	3306	S	3384
	Double Cabinet 30w	30	U	3984	U	4119
	• Double Cabinet 36w	36	V	4187	V	4341
	Box/File 18w	18	M	3714	M	3870
	3Box 18w	18	D	4099	D	4250
	LatBox/LatFile 30w	30	T	4496	T	4648
	• LatBox/LatFile 36w	36	G	4973	G	5225

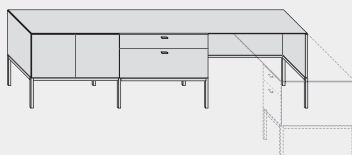
! For owner-supplied and installed stone tops (templates provided), specify Option ST.

Ordering Credenza/Half-Panel Units:

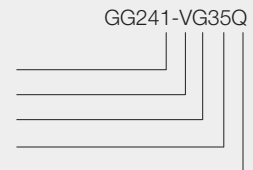
Note the ProductNo and List \$ that correspond to an Unfinished or Finished Back Panel. Follow the ProductNo column down until you have located the first (left-most) end panel or pedestal desired, then append the letter/number code to the original item number and add the price to the original price. Continue adding modules in this manner until your unit is complete.

The overall unit width will be the accumulated widths of all modules chosen. The overall price will be the accumulated prices and the final item number will be the original number plus all of the letter codes for the pedestals added. Maximum width under one top is 120 inches. Components are modular and may require field assembly. Finished backs may be segmented; inquire if a continuous back is required. Verify all logistical dimensions (e.g., elevators, corridors and doorways) prior to ordering large units.

Credenza Sample Order



Credenza/HalfPnl 24d, UnfinBack	GG241-	585
Double Cabinet 36	V	4187
LatBox/LatFile 36	G	4973
End/Back Panel 35	35	2200
End Panel - For Runoff/Bridge	Q	705



List Price: \$12650

TUOHY

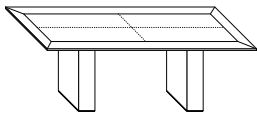
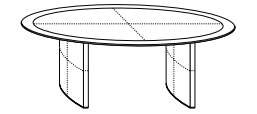
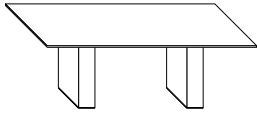
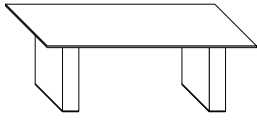
Specify: Product Number  
Quantity  
Tagging  
Wood Finish  
Hardware Finish

• Denotes Item is illustrated.  
- Includes locks.  
‡ Requires field sub-assembly.

Metal finish is MBN Brushed Nickel.

Prices listed in Wood1 Finishes.

Desk-Tables & Tables



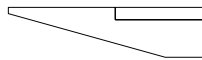
			Product No.	List \$	Product No.	List \$
Desk-Tables w Std Eased Edge			Panel Base		Bowed Panel Base	
RectangleDeskTbl-	72w 36d	72 36	GAR.7236.P	7839	GAR.7236.B	8419
RectangleDeskTbl-	78w 39d	78 39	GAR.7839.P	8100	GAR.7839.B	8684
• RectangleDeskTbl-	84w 42d	84 42	GAR.8442.P	8363	GAR.8442.B	8949
BoatDeskTbl-	78w 39/26d	78 39/26	GAB.7839.P	10545	GAB.7839.B	11131
BoatDeskTbl-	84w 42/28d	84 42/28	GAB.8442.P	10810	GAB.8442.B	11395
Tables w Std Eased Edge			Panel Base		Bowed Panel Base	
• RectangleTbl-	84w 42d	84w 42	GER.8442.P	8363	GER.8442.B	8949
BoatTbl-	84w 42/28d	42/28	GEB.8442.P	10882	GEB.8442.B	11466
EllipseTbl-	84w 42/28d	42/28	GEE.8442.P	11942	GEE.8442.B	12523

! Notes:

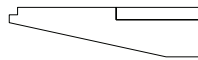
See also the complete Geneva Conference Collection.  
 All units above have wood tops and wood bases.  
 An eased edge detail is standard; see kerf option below.

+ Options:

- Aluminum top reveal, specify Option AR, add 10%.
  - For Silex base, specify Option LB, add 35%.
  - For Stitched Silex base, specify Option SB, add 40%.
  - For Silex top, specify Option LT, add 25%.
  - For Stitched Silex top, specify Option SLT, add 30%.
- Tops ready for customer-installed stone, specify Option ST.  
 Power management solutions are available in the Options section of the price schedule.  
 Kerf edge detail, specify Option KERF, add 3%

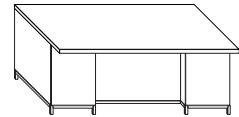
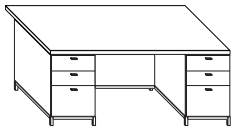
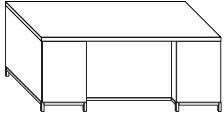
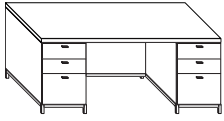


Standard

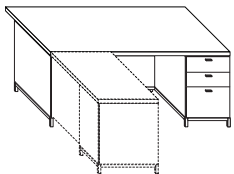
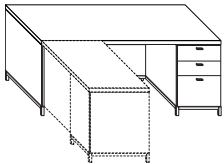


Option KERF

Desks, Double Pedestal



Desks, Single Pedestal



			Product No.	List \$	Product No.	List \$
Rectangular Top -	w	36d 29.9h	0.5 Base Trim		3.5 Base	
Desk 66x36	66		GAD?.LF	11647	GAA?.LF	14061
• Desk 72x36	72		GAD?.MF	11838	GAA?.MF	14233
Desk 78x36	78		GAD?.NF	11982	GAA?.NF	14369
Overhang-Top -	w	42d 29.9h	0.5 Base Trim		3.5 Base	
Desk/Overhang 66x36	66		GAF?.LF	11787	GAC?.LF	14204
• Desk/Overhang 72x36	72		GAF?.MF	11996	GAC?.MF	14387
Desk/Overhang 78x36	78		GAF?.NF	12143	GAC?.NF	14528

? Specify configuration (user's left-right) by modifying the Product Number:

For 2BF-2BF, change the 4th digit from ? to A.

For 2F-2F, change the 4th digit from ? to B.

For 2BF-2F, change the 4th digit from ? to C.

For 2F-2BF, change the 4th digit from ? to D.

+ Options:

For Silex inset top, specify Option LT and add \$1990.

For Stitched Silex inset top, specify Option SLT and add \$2426.

For Silex drawer faces, specify Option LF and add \$1185 per drawer.

For Stitched Silex drawer faces, specify Option SF and add \$1185 per drawer.

For Silex modesty panel, specify Option LM and add \$2238.

For Stitched Silex modesty panel, specify Option SM and add \$2642.

For COM materials applied to a modesty panel, specify Option COM; see below; price per request..

! Notes:

Modesty panel is inset 5 inches.

Overhang-Tops have a 6 inch visitor's overhang.

Face locks are included as standard

			Product No.	List \$	Product No.	List \$
Rectangular Top -	w	36d 29.9h	0.5 Base Trim		3.5 Base	
Desk1 66x36	66		GAD?.LF	9144	GAA?.LF	10883
• Desk1 72x36	72		GAD?.MF	9339	GAA?.MF	11058
Desk1 78x36	78		GAD?.NF	9479	GAA?.NF	11196
Overhang-Top -	w	42d 29.9h	0.5 Base Trim		3.5 Base	
Desk1/Overhang 66x36	66		GAF?.LF	9288	GAC?.LF	1102
• Desk1/Overhang 72x36	72		GAF?.MF	9497	GAC?.MF	11212
Desk1/Overhang 78x36	78		GAF?.NF	9645	GAC?.NF	11353

? Specify configuration (user's left-right) by modifying the Product Number:

For LBase-2BF, change the 4th digit from ? to E.

For LBase-2F, change the 4th digit from ? to F.

For 2BF-LBase, change the 4th digit from ? to G.

For 2F-LBase, change the 4th digit from ? to H.

+ Options:

For Silex inset top, specify Option LT and add \$1990.

For Stitched Silex inset top, specify Option SLT and add \$2426.

For Silex drawer faces, specify Option LF and add \$1185 per drawer.

For Stitched Silex drawer faces, specify Option SF and add \$1185 per drawer.

For Silex modesty panel, specify Option LM and add \$2238.

For Stitched Silex modesty panel, specify Option SM and add \$2642.

For COM materials applied to a modesty panel, specify Option COM; see below; price per request..

! Notes:

Modesty panel is inset 5 inches.

Overhang-Tops have a 6 inch visitor's overhang.

Face locks are included as standard

Shipping address for COM/COL materials and memo samples:

TUOHY Furniture Corporation, P1 Upholstery Receiving, 42 Saint Albans Place, Chatfield, MN 55923



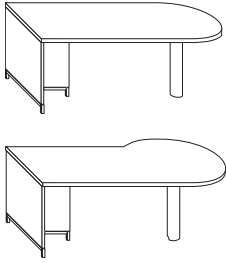
Specify: Product Number  
Quantity  
Tagging  
Wood Finish  
Hardware Finish

• Denotes Item is illustrated.  
‡ Requires field sub-assembly.

Metal finish is MBN Brushed Nickel.

Prices listed in Wood1 Finishes.

Desks, Bullet and P-Top



		Product No.	List \$	Product No.	List \$
Bullet w Post-Leg & T-Base ‡	w 36d 29.9h	0.5 Base Trim		3.5 Base	
• Desk/Bullet: Post-TBase 72x36	72	GAHJ.MF	7954	GAGJ.MF	8375
Desk/Bullet: Post-TBase 78x36	78	GAHJ.NF	8411	GAGJ.NF	8832
Desk/Bullet: Post-TBase 84x36	84	GAHJ.OF	8866	GAGJ.OF	9287
P-Top w Post & T-Base ‡	w 42d 29.9h	0.5 Base Trim		3.5 Base	
Desk/P: Post-TBase 72x36	72	GAKJ.MF	9557	GAJJ.MF	9981
Desk/P: Post-TBase 78x36	78	GAKJ.NF	10021	GAJJ.NF	10445
Desk/P: Post-TBase 84x36	84	GAKJ.OF	10485	GAJJ.OF	10912
• Desk/P: TBase-Post 72x36	72	GAKK.MF	9557	GAJK.MF	9981
Desk/P: TBase-Post 78x36	78	GAKK.NF	10021	GAJK.NF	10445
Desk/P: TBase-Post 84x36	84	GAKK.OF	10485	GAJK.OF	10912

+ Options:

For Silex inset top, specify Option LT and add \$2485.

For Stitched Silex inset top, specify Option SLT and add \$2920.

! Notes

Metal legs have an MBN Brushed Nickel finish; post legs are MRBS Resin Brushed Steel. Tops have a Flush-Cut End.

Specify: Product Number  
Quantity  
Tagging  
Wood Finish  
Hardware Finish

- Denotes Item is illustrated.
- Includes locks.
- ‡ Requires field sub-assembly.

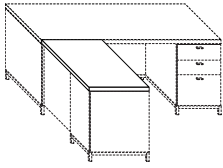
Prices listed in Wood1 Finishes.

Metal finish is MBN Brushed Nickel, except as noted.



Product No. List \$

Runoffs, Rectangular Top Only



24d Top	w	24d 1.5th		
Runoff24 Top: 42	42		GBAL.GD	1331
Runoff24 Top: 48	48		GBAL.HD	1427
• Runoff24 Top: 54	54		GBAL.JD	1515
Runoff24 Top: 72	72		GBAL.MD	1913

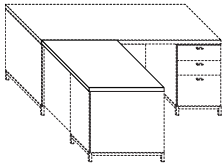
+ Options:

For Silex inset top, specify Option LT and add \$1739.

For Stitched Silex inset top, specify Option SLT and add \$2111.

! Notes:

The recommended maximum open span under tops is 54 inches; use bases & pedestals accordingly.



30d Top	w	30d 1.5th		
Runoff30 Top: 42	42		GBAL.GE	1452
Runoff30 Top: 48	48		GBAL.HE	1554
• Runoff30 Top: 54	54		GBAL.JE	1655
Runoff30 Top: 72	72		GBAL.ME	1997

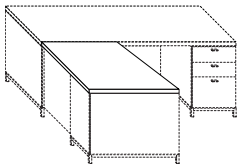
+ Options:

For Silex inset top, specify Option LT and add \$1866.

For Stitched Silex inset top, specify Option SLT and add \$2385.

! Notes:

The maximum open span under tops is 54 inches; use bases and pedestals accordingly.



36d Top	w	36d 1.5th		
Runoff36 Top: 42	42		GBAL.GF	1567
Runoff36 Top: 48	48		GBAL.HF	1681
• Runoff36 Top: 54	54		GBAL.JF	1792
Runoff36 Top: 72	72		GBAL.MF	2071

+ Options:

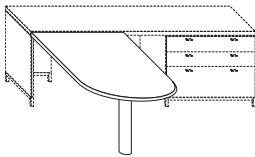
For Silex inset top, specify Option LT and add \$1993.

For Stitched Silex inset top, specify Option SLT and add \$2653.

! Notes:

The maximum open span under tops is 54 inches; use bases and pedestals accordingly.

Runoffs, Bullet-Shape



30d Bullet w. Post-Leg ‡	w	30d 29.9h		
Runoff30/Bullet: Post-Leg 48	48		GBBP.HE	5769
Runoff30/Bullet: Post-Leg 54	54		GBBP.JE	5989
Runoff30/Bullet: Post-Leg 60	60		GBBP.KE	6222
Runoff30/Bullet: Post-Leg 66	66		GBBP.LE	6420
Runoff30/Bullet: Post-Leg 72	72		GBBP.ME	6545

36d Bullet w. Post-Leg ‡	w	36d 29.9h		
Runoff36/Bullet: Post-Leg 48	48		GBBP.HF	5879
Runoff36/Bullet: Post-Leg 54	54		GBBP.JF	6133
• Runoff36/Bullet: Post-Leg 60	60		GBBP.KF	6387
Runoff36/Bullet: Post-Leg 66	66		GBBP.LF	6618
Runoff36/Bullet: Post-Leg 72	72		GBBP.MF	6770

+ Options:

For Silex inset top, specify Option LT and add \$2485.

For Stitched Silex inset top, specify Option SLT and add \$2920.

Metal post leg has an MRBS Resin Brushed Steel finish.

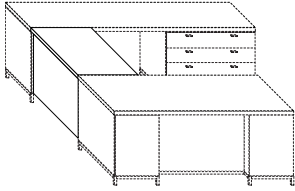
Specify: Product Number  
Quantity  
Tagging  
Wood Finish  
Hardware Finish

• Denotes Item is illustrated.  
‡ Requires field sub-assembly.

Metal finish is MBN Brushed Nickel, except as noted.

Prices listed in Wood1 Finishes.

Bridges, Fixed Modesty Panel



24d ‡	w	24d 29.9h	Product No.	List \$	Product No.	List \$
Bridge24: 36	36		0.5 Base Trim		3.5 Base	
Bridge24: 36	36		GCDM.F	2307	GCAM.F	2466
Bridge24: 42	42		GCDM.G	2439	GCAM.G	2598
• Bridge24: 48	48		GCDM.H	2601	GCAM.H	2775
Bridge24: 54	54		GCDM.J	2724	GCAM.J	2890

+ Options:

For Silex inset top, specify Option LT and add \$1739.

For Stitched Silex inset top, specify Option SLT and add \$2111.

For Silex modesty panel, specify Option LM and add \$2238.

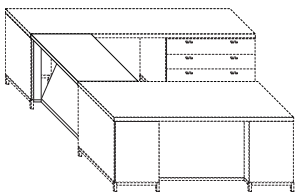
For Stitched Silex modesty panel, specify Option SM and add \$2612.

! Notes:

Finished modesty panel.

Modesty panel is designed to screw to two L-Panels.

Bridges, Removable Access Panel



24d ‡	w	24d 29.9h	Product No.	List \$	Product No.	List \$
Bridge24/Access: 36	36		0.5 Base Trim		3.5 Base	
Bridge24/Access: 36	36		GCDR.F	2537	GCAR.F	2705
Bridge24/Access: 42	42		GCDR.G	2679	GCAR.G	2842
• Bridge24/Access: 48	48		GCDR.H	2841	GCAR.H	3004
Bridge24/Access: 54	54		GCDR.J	2959	GCAR.J	3201

+ Options:

For Silex inset top, specify Option LT and add \$1739.

For Stitched Silex inset top, specify Option SLT and add \$2111.

! Notes:

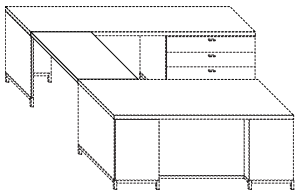
Unfinished back on access panel.

Access panel has 2.5 inches clearance under top.

Access panel sits out from the wall 3 inches and is attached with Velcro® to two spacers.

Spacers are designed to screw between two L-Panels.

Bridges, Top Only



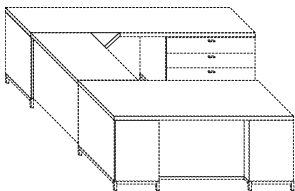
24d ‡	w	24d 1.5th	Product No.	List \$
Bridge24Top: 36	36		GCAL.F	1283
Bridge24Top: 42	42		GCAL.G	1379
• Bridge24Top: 48	48		GCAL.H	1485
Bridge24Top: 54	54		GCAL.J	1560

+ Options:

For Silex inset top, specify Option LT and add \$1739.

For Stitched Silex inset top, specify Option SLT and add \$2111.

Corner Adapter Top



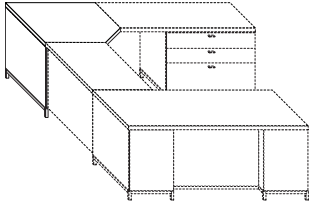
‡	12w	12d 1.5th	Product No.	List \$
Corner Adapter Top			GEAL	484

! Notes:

Available in all standard Solid Colors (only).

Coped on two sides to mate with edge shapes of tops.

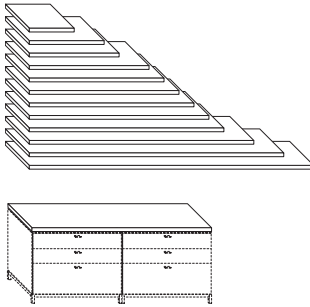
Corner Credenza



	Product No.	List \$	Product No.	List \$
Attach Runoff/Bridges (a:b) 42w 42d 29.9h	0.5 Base Trim		3.5 Base	
CornerCredenza 24:24	GAMN.DD	3243	GALN.DD	3767

- + Options:  
Maximum of 3 surface grommets may be used; see Options and surcharges.
- ! Notes:  
Veneer grain direction is 45 degrees.  
Corner angle dimensions are nominally 18 x 18 inches.  
Backs are finished.

Credenza Tops



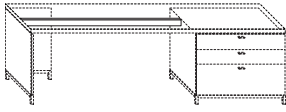
Rectangular 24d	w	24d 1.5th		
CredenzaTop24: 18	18		GFAL.CD	903
CredenzaTop24: 30	30		GFAL.ED	1076
CredenzaTop24: 36	36		GFAL.FD	1197
CredenzaTop24: 48	48		GFAL.HD	1386
CredenzaTop24: 54	54		GFAL.JD	1470
CredenzaTop24: 60	60		GFAL.KD	1574
CredenzaTop24: 66	66		GFAL.LD	1670
CredenzaTop24: 72	72		GFAL.MD	1778
CredenzaTop24: 78	78		GFAL.ND	1872
CredenzaTop24: 84	84		GFAL.OD	1995
CredenzaTop24: 90	90		GFAL.PD	2096
CredenzaTop24: 108	108		GFAL.RD	2442
CredenzaTop24: 120	120		GFAL.SD	2745

Rectangular 30d	w	30d 1.5th		
CredenzaTop30: 18	18		GFAL.CE	977
CredenzaTop30: 30	30		GFAL.EE	1166
CredenzaTop30: 36	36		GFAL.FE	1302
CredenzaTop30: 48	48		GFAL.HE	1510
CredenzaTop30: 54	54		GFAL.JE	1610
CredenzaTop30: 60	60		GFAL.KE	1727
CredenzaTop30: 66	66		GFAL.LE	1829
CredenzaTop30: 72	72		GFAL.ME	1950
CredenzaTop30: 78	78		GFAL.NE	2049
CredenzaTop30: 84	84		GFAL.OE	2203
CredenzaTop30: 90	90		GFAL.PE	2310

Rectangular 36d	w	36d 1.5th		
CredenzaTop36: 18	18		GFAL.CF	1075
CredenzaTop36: 30	30		GFAL.EF	1280
CredenzaTop36: 36	36		GFAL.FF	1401
CredenzaTop36: 48	48		GFAL.HF	1637
CredenzaTop36: 54	54		GFAL.JF	1744
CredenzaTop36: 60	60		GFAL.KF	1876
CredenzaTop36: 66	66		GFAL.LF	1982
CredenzaTop36: 72	72		GFAL.MF	2127
CredenzaTop36: 78	78		GFAL.NF	2240
CredenzaTop36: 84	84		GFAL.OF	2403
CredenzaTop36: 90	90		GFAL.PF	2518

- + Options:  
For Silex inset top, specify Option LT and add \$1739.  
For Stitched Silex inset top, specify Option SLT and add \$2111.
- ! Notes:  
This listing is of credenza tops only.  
The recommended maximum open span under tops is 54 inches; use bases/pedestals accordingly.

Credenza Support Keels

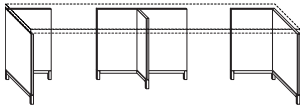


Support Keel‡	w	2d	1h	Product No.	List \$	Product No.	List \$
Credenza Support Keel: 52	52					LG-52	442
Credenza Support Keel: 58	58					LG-58	456
• Credenza Support Keel: 64	64					LG-64	461
Credenza Support Keel: 70	70					LG-70	469
Credenza Support Keel: 82	82					LG-82	479
Credenza Support Keel: 88	88					LG-88	487

! Notes:

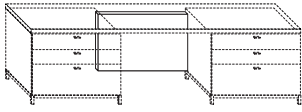
Required for unsupported work surface spans of 54 inches or more.  
Unit is a black rectangular 1 x 2 tube screwed to the underside of the work surface.

L/T Panels



L-Panel Unfinished Back ‡	w	24d	28.4h	0.5 Base Trim	3.5 Base		
• L-Panel 18x24 LH	18			GHRU.CD	1035	GHNU.CD	1458
• L-Panel 18x24 RH	18			GHSU.CD	1035	GHPU.CD	1458
L-Panel 24x24 LH	24			GHRU.DD	1077	GHNU.DD	1508
L-Panel 24x24 RH	24			GHSU.DD	1077	GHPU.DD	1508
L-Panel 36x24 LH	36			GHRU.FD	1166	GHNU.FD	1615
L-Panel 36x24 RH	36			GHSU.FD	1166	GHPU.FD	1615
L-Panel Finished Back ‡	w	24d	28.4h	0.5 Base Trim	3.5 Base		
• L-Panel FinBack 18x24 LH	18			GHRF.CD	1090	GHNF.CD	1486
• L-Panel FinBack 18x24 RH	18			GHSF.CD	1090	GHPF.CD	1486
L-Panel FinBack 24x24 LH	24			GHRF.DD	1147	GHNF.DD	1545
L-Panel FinBack 24x24 RH	24			GHSF.DD	1147	GHPF.DD	1545
L-Panel FinBack 36x24 LH	36			GHRF.FD	1272	GHNF.FD	1671
L-Panel FinBack 36x24 RH	36			GHSF.FD	1272	GHPF.FD	1671
T-Panel Unfinished Back ‡	w	9d	28.4h	0.5 Base Trim	3.5 Base		
T-Panel UnfinBack 18x9	18			GHTU.C9	859	GHQU.C9	1283
• T-Panel UnfinBack 36x9	36			GHTU.F9	1022	GHQU.F9	1448
T-Panel Finished Back ‡	w	9d	28.4h	0.5 Base Trim	3.5 Base		
T-Panel FinBack 18x9	18			GHTF.C9	888	GHQF.C9	1313
• T-Panel FinBack 36x9	36			GHTF.F9	1076	GHQF.F9	1499

Modesty Panels, Fixed



			Product No.	List \$	Product No.	List \$
Unfinished Back ‡	w	1d 28.4h	0.5 Base Trim		3.5 Base	
Modesty-Panel: 18	18		GJVU.C	789	GJUU.C	950
Modesty-Panel: 24	24		GJVU.D	814	GJUU.D	980
Modesty-Panel: 30	30		GJVU.E	929	GJUU.E	1095
• Modesty-Panel: 36	36		GJVU.F	1022	GJUU.F	1185
Modesty-Panel: 42	42		GJVU.G	1069	GJUU.G	1229
Modesty-Panel: 48	48		GJVU.H	1121	GJUU.H	1286
Modesty-Panel: 54	54		GJVU.J	1168	GJUU.J	1330
Modesty-Panel: 72	72		GJVU.M	1305	GJUU.M	1470
Finished Back ‡	w	1d 28.4h	0.5 Base Trim		3.5 Base	
Modesty-Panel FinBack: 18	18		GJVF.C	1079	GJUF.C	1236
Modesty-Panel FinBack: 24	24		GJVF.D	1117	GJUF.D	1275
Modesty-Panel FinBack: 30	30		GJVF.E	1246	GJUF.E	1412
• Modesty-Panel FinBack: 36	36		GJVF.F	1356	GJUF.F	1515
Modesty-Panel FinBack: 42	42		GJVF.G	1412	GJUF.G	1568
Modesty-Panel FinBack: 48	48		GJVF.H	1483	GJUF.H	1643
Modesty-Panel FinBack: 54	54		GJVF.J	1530	GJUF.J	1691
Modesty-Panel FinBack: 72	72		GJVF.M	1707	GJUF.M	1864

+ Options:

For Silex modesty panel, specify Option LM and add \$1600.

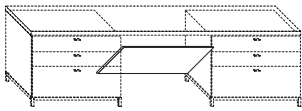
For Stitched Silex modesty panel, specify Option SM and add \$1868.

For COM materials applied to a modesty panel, specify Option COM; see below; price per request.

! Notes:

Unit is exact width with two removable cleats for mounting to L-Panels or Pedestals.

Modesty Panels, Access/Removable



			0.5 Base Trim	3.5 Base	
Unfinished Back ‡	w	2d 26.9h			
Modesty-Access: 18	18		GJXU.C	1062	GJWU.C 1227
Modesty-Access: 24	24		GJXU.D	1090	GJWU.D 1258
Modesty-Access: 30	30		GJXU.E	1175	GJWU.E 1338
• Modesty-Access: 36	36		GJXU.F	1258	GJWU.F 1420
Modesty-Access: 42	42		GJXU.G	1302	GJWU.G 1466
Modesty-Access: 48	48		GJXU.H	1356	GJWU.H 1521
Modesty-Access: 54	54		GJXU.J	1398	GJWU.J 1563
Modesty-Access: 72	72		GJXU.M	1563	GJWU.M 1735

! Notes:

Unit is exact width with two 3 inch deep spacers for mounting to L-Panels or Pedestals.

Panels are available with unfinished backs.

Clearance between work surface and panel is 2.5.

Shipping address for COM/COL materials and memo samples:

TUOHY Furniture Corporation, P1 Upholstery Receiving, 42 Saint Albans Place, Chatfield, MN 55923



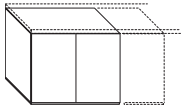
Specify: Product Number  
Quantity  
Tagging  
Wood Finish  
Hardware Finish

• Denotes Item is illustrated.  
‡ Requires field sub-assembly.

Metal finish is MBN Brushed Nickel.

Prices listed in Wood1 Finishes.

Pedestals 28h, 0.5 Base Trim



		ProdNo.	List \$	ProdNo.	List \$	ProdNo.	List \$
28.4h BaseTrim	Back	24d		30d		36d	
Ped 28h BaseTrim	Unfinished	GKAU24-	469	GKAU30-	506	GKAU36-	536
Ped 28h BaseTrim	Finished	GKAF24-	469	GKAF30-	506	GKAF36-	536

				↑	↑	↑		
				Unfinished Back	Unfinished Back	Unfinished Back	Finished Back	Add \$
	w			24d	30d	36d		
Pedestal Menu -								
Shelving 15	15	B	2010	—	—	—	—	+65
Shelving 18	18	C	2132	—	—	—	—	+82
Shelving 30	30	E	2470	—	—	—	—	+147
Shelving 36	36	F	2642	—	—	—	—	+172
Cabinet-LH 15	15	N	2657	—	—	—	—	+65
Cabinet-LH 18	18	P	2830	—	—	—	—	+82
Cabinet-RH 15	15	R	2657	—	—	—	—	+65
Cabinet-RH 18	18	S	2830	—	—	—	—	+82
Double Cabinet 30	30	U	3270	—	—	—	—	+147
• Double Cabinet 36	36	V	3353	—	—	—	—	+172
2File 18	18	W	3439	W	3502	W	3606	+174
2Box/File 18	18	Y	3612	Y	3679	Y	3796	+174
4Box 18	18	0	3786	0	3859	0	3984	+174
2LatFile 30	30	2	3844	—	—	—	—	+279
2LatFile 36	36	3	3935	—	—	—	—	+311
2LatBox/LatFile 30	30	6	4022	—	—	—	—	+279
2LatBox/LatFile 36	36	7	4460	—	—	—	—	+311
LatBox/DbiCab 30	30	8	4245	—	—	—	—	+147
LatBox/DbiCab 36	36	9	4371	—	—	—	—	+172
Open Kneespace		(#)	—	(#)	—	(#)	—	
# = inches required								

See Notes and Options on the following page.

How to Order Pedestals:

Choose the pedestal format desired from each of the listings above and on the opposite page. Note the ProductNo. and List \$ that correspond to the depth and back (finished/unfinished) desired. Follow the ProductNo. column down until you have located the first (left-most) pedestal desired, then append the letter/number code to the original item number and add the price to the original price. Continue adding pedestals in this manner until your unit is complete.

The overall pedestal width will be the accumulated widths of all pedestals chosen; the overall price will be the accumulated prices and the final item number will be the original number plus all of the letter codes for the pedestals added. Maximum width under one top is 120 inches. Components are modular and may require field assembly. Finished backs may be segmented; inquire if a continuous back is required. Verify all logistical dimensions (e.g., elevators, corridors and doorways) prior to ordering large units. Tops are to be ordered separately.

See also the information on the following pages.

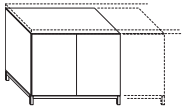
Sample Order

0.5 Base, 24d, 2BF + LatFile, Finished Back

w	ProdNo.	List \$	Add
--	GKAF24-	469	--
18	Y	3612	+174
36	3	3935	+311

GKAF24-Y3 = \$8501 (List Price)

Pedestals 28h, 3.5 Base



		ProdNo.	List \$	ProdNo.	List \$	ProdNo.	List \$
28.4h 3.5 Base	Back	24d		30d		36d	
Ped 28h 3.5 Base	Unfinished	GKBU24-	636	GKBU30-	704	GKBU36-	743
Ped 28h 3.5 Base FinBk	Finished	GKBF24-	636	GKBF30-	704	GKBF36-	743

Pedestal Menu	w		Unfinished Back 24d	Unfinished Back 30d	Unfinished Back 36d	Finished Back Add \$
Shelving 15	15	B	3196	—	—	+62
Shelving 18	18	C	3360	—	—	+78
Shelving 30	30	E	3687	—	—	+140
Shelving 36	36	F	3844	—	—	+163
Cabinet-LH 15	15	N	3548	—	—	+62
Cabinet-LH 18	18	P	3704	—	—	+78
Cabinet-RH 15	15	R	3548	—	—	+62
Cabinet-RH 18	18	S	3704	—	—	+78
Double Cabinet 30	30	U	4254	—	—	+140
Double Cabinet 36	36	V	4360	—	—	+163
2File 18	18	W	4460	W 4530	W 4636	+166
2Box/File 18	18	Y	4641	Y 4711	Y 4827	+166
4Box 18	18	0	4820	0 4883	0 5013	+166
2LatFile 30	30	2	4957	—	—	+266
2LatFile 36	36	3	5119	—	—	+296
2LatBox/LatFile 30	30	6	5137	—	—	+266
2LatBox/LatFile 36	36	7	5644	—	—	+296
LatBox/DbiCab 30	30	8	5356	—	—	+140
LatBox/DbiCab 36	36	9	5550	—	—	+163
Open Kneespace		(#)	—	(#)	—	—

# = inches required

! Notes—for all Pedestals on this and opposite page.

Maximum width under one top is 120 inches; components are modular and may require field assembly. Finished backs may be segmented; inquire if a continuous back is required.

Verify all logistical dimensions (e.g., elevators, corridors and doorways) prior to ordering large units.

Prices shown here regard Wood1 finishes; note surcharges for Wood2 finish.

Geneva pedestals are not modular. Faces and back panels are each made from single pieces of veneer to guarantee consistency of grain and color.

Pedestals have a kerf detail along edges and vertical corners.

All pedestals include locks where applicable.

+ Options:

For drawers/cabinets with Silex (faux leather), specify Option LF and add \$870 per drawer/door face.

For drawers/cabinets with Stitched Silex, specify Option SF and add \$1185 per drawer/door face.

To Specify Pedestals

1 Construct the Product Number and List Price:

Choose the format desired and note the starting Prefix Code and List \$ for the depth required. Specify pedestal sequence L to R by adding the Ped Code and \$ for the depth required to the Prefix Code and List \$.

The overall width is the sum of the pedestal widths you have added (120 is maximum).

2 Required Specifications

Product number and price.

Quantity and Tagging information.

Wood finish selection.

Silex color selection if applicable.

3 Options, as listed above.

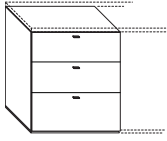
Specify: Product Number  
Quantity  
Tagging  
Wood Finish  
Hardware Finish

• Denotes item is illustrated.  
‡ Requires field sub-assembly.

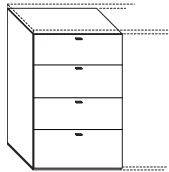
Metal finish is MBN Brushed Nickel.

Prices listed in Wood1 Finishes.

Pedestals 40h/54h, 0.5 Base Trim

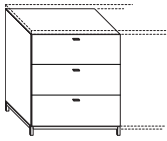


			ProdNo.	List \$			
40.5h	Back	24d			30d		36d
Pedestal 40h Base	Unfinished	GKAU24-	469				
Pedestal 40h Base FinBk	Finished	GKAF24-	469				
Pedestal Menu ↵	w	Unfinished Back 24d				Finished Back	Add \$
3LatFile 30	30	H	5296	—	—		+421
3LatFile 36	36	J	5385	—	—		+462

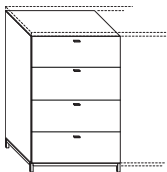


54.5h BaseTrim	Back	24d					
Pedestal 54h Base	Unfinished	GKAU24-	469				
Pedestal 54h Base FinBk	Finished	GKAF24-	469				
Pedestal Menu ↵	w	Unfinished Back 24d				Finished Back	Add \$
4LatFile 30	30	K	6888	—	—		+473
4LatFile 36	36	L	7074	—	—		+524

Pedestals 40h/54h, 3.5 Base



40.5h	Back	24d					
Pedestal 40h	Unfinished	GKBU24-	636				
Pedestal 40h FinBk	Finished	GKBF24-	636				
Pedestal Menu ↵	w	Unfinished Back 24d				Finished Back	Add \$
3LatFile 30	30	H	6412	—	—		+421
3LatFile 36	36	J	6568	—	—		+462



54.5h BaseTrim	Back	24d					
Pedestal 54h Base	Unfinished	GKBU24-	636				
Pedestal 54h Base FinBk	Finished	GKBF24-	636				
Pedestal Menu ↵	w	Unfinished Back 24d				Finished Back	Add \$
4LatFile 30	30	K	7997	—	—		+473
4LatFile 36	36	L	8256	—	—		+524

! Notes—for Pedestals on this page.

Maximum width under one top is 120 inches; components are modular and may require field assembly.

Finished backs will be segmented; inquire if a continuous back is required.

Verify all logistical dimensions (e.g., elevators, corridors and doorways) prior to ordering large units.

Prices shown here regard Wood1 finishes; note surcharges for Wood2 finish.

Geneva 3 and 4 high pedestals are shipped in logical components. Faces and back panels are each made from single pieces of veneer to guarantee consistency of grain and color.

All pedestals include locks.

Credenza Tops for spanning a run of pedestals are listed on a prior page and must be ordered separately.

Drawer Pedestals 40/54h must be secured on location to the wall; otherwise, specify Option AT below.

+ Options:

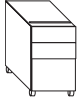
For Anti-Tilt Mechanisms, specify Option AT; add \$932.

For drawers/cabinets with Silex (faux leather), specify Option LF and add \$870 per drawer/door face.

For drawers/cabinets with Stitched Silex, specify Option SF and add \$1185 per drawer/door face.



Pedestals, Mobile

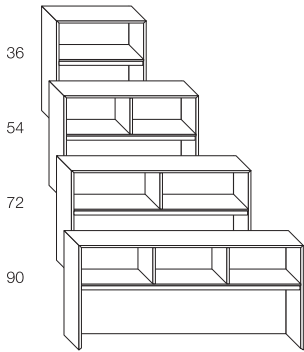


		Product No.	List \$	Product No.	List \$
Mobile ~	18w 24d 27.2h	Use with 0.5 Base		Use with 3.5 Base	
PedMobile24: 2BF 18		GKUF.CD	4254	GKHF.CD	4173

! Notes:

- Locks are included.
- Drawers are 0.5 Birch with dovetailed corners.
- Drawer bottoms are 0.25 inch thick dadoed into drawer sides.
- Slides are ball bearing full extension.
- Box drawers come with drawer dividers.
- File drawers come with Pendaflex file hanging system.
- Units have a 20 deep drawer and are finished on all sides.

Hutches, Wood Shelving1

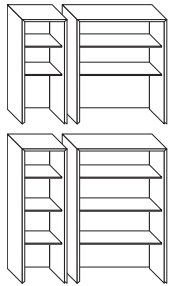


		Product No.		List \$	Product No.		List \$
42.1h (72h installed)		w	15d	Shv	COM	Fabric Back Panel	Wood Back Panel
•	Hutch72: WoodShelving1 36	36		0\1	1.8	GLAF.FBM	5466 GLAW.FBM 4772
•	Hutch72: WoodShelving1 54	54		1\1	2	GLAF.JBM	6467 GLAW.JBM 5639
•	Hutch72: WoodShelving1 72	72		0\2	2.3	GLAF.MBM	7464 GLAW.MBM 6504
•	Hutch72: WoodShelving1 90	90		1\2	2.8	GLAF.PBM	8465 GLAW.PBM 7372

42.1h w/Cubby (72h installed)		w	15d	Shv	COM	Fabric Back Panel	Wood Back Panel
	Hutch72: WdShelv1/Cubby 36	36		0\1	1.8	GLBF.FBM	6346 GLBW.FBM 5620
	Hutch72: WdShelv1/Cubby 54	54		1\1	2	GLBF.JBM	7641 GLBW.JBM 6771
	Hutch72: WdShelv1/Cubby 72	72		0\2	2.3	GLBF.MBM	9180 GLBW.MBM 8167
	Hutch72: WdShelv1/Cubby 90	90		1\2	2.8	GLBF.PBM	10378 GLBW.PBM 9224

! Notes:  
 Units have a 3 grade top surface.  
 Units have an unfinished back and are designed to go up against a wall.  
 Fabric/Wood Back Panels are removable for wire access and management.  
 The back of the units have a cord access cutout located 2.5 up from the bottom.  
 The removable back panel has 0.5 clearance at the bottom and 0.75 clearance at the top.  
 Dividers: None at 36w; one at 54-72w; two at 90.

Hutches, Wood Shelving Full Height

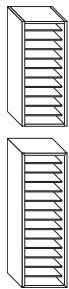


42.1h (72h installed)		w	15d	Shv		Wood Back Panel
•	Hutch72: WoodShelving3 18	18		3\0		GLEW.CBM 3967
•	Hutch72: WoodShelving3 36	36		0\3		GLEW.FBM 5355

55.1h (85h installed)		w	15d	Shv		Wood Back Panel
•	Hutch85: WoodShelving4 18	18		4\0		GLEW.CB8 4652
•	Hutch85: WoodShelving4 36	36		0\4		GLEW.FB8 6176

! Notes:  
 Units have a 3 grade top surface.  
 Units have an unfinished back and are designed to go up against a wall.  
 Number of adjustable shelves varies approximately on 14 inch openings.

Hutches, Paper Management



42.1h (72h installed)		18w	d	Shv	Glass Shelves	Wood Shelves
•	Hutch72: PaperManager 15d	15	11		GLNW.CBM 7006	GLPW.CBM 5270
•	Hutch72: PaperManager 18d	18	11		GLNW.CCM 7779	GLPW.CCM 5543

55.1h (85h installed)		18w	d	Shv	Glass Shelves	Wood Shelves
•	Hutch85: PaperManager 15d	15	14		GLNW.CB8 8874	GLPW.CB8 6637
•	Hutch85: PaperManager 18d	18	14		GLNW.CC8 9593	GLPW.CC8 6988

! Notes:  
 Units have a 3 grade top surface and wood back panel.  
 Units have an unfinished back and are designed to go up against a wall.  
 Glass Shelves are 0.25 inch thick and spaced 3.78 inches (96mm) on center vertically.  
 Wood Shelves are 0.5 inch thick and spaced 3.78 inches (96mm) on center vertically.

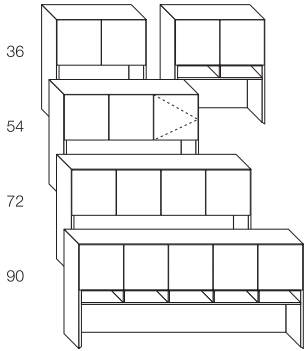
Shipping address for COM/COL materials and memo samples:  
 TUOHY Furniture Corporation, P1 Upholstery Receiving, 42 Saint Albans Place, Chatfield, MN 55923



Specify: Product Number      • Denotes Item is illustrated.  
 Quantity  
 Tagging  
 Wood Finish  
 Hardware Finish

Prices listed in Wood1 Finishes.

Hutches, Cabinet1



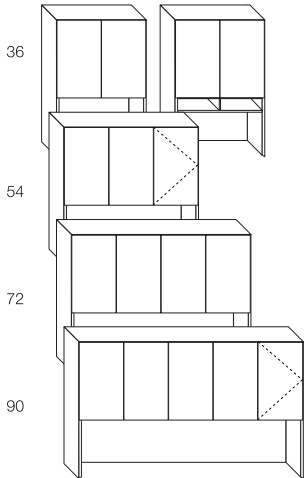
					Product No.	List \$	Product No.	List \$
42.1h (72h installed)	w	15d	Shv	COM	Fabric Back Panel		Wood Back Panel	
• Hutch72: Cabinet1 36	36		0\1	1.8	GLFF.FBM	5797	GLFW.FBM	5273
• Hutch72: Cabinet1 54	54		1\1	2	GLFF.JBM	7636	GLFW.JBM	6779
• Hutch72: Cabinet1 72	72		0\2	2.3	GLFF.MBM	8550	GLFW.MBM	7637
• Hutch72: Cabinet1 90	90		1\2	2.8	GLFF.PBM	9237	GLFW.PBM	8193

					Product No.	List \$	Product No.	List \$
42.1h w/Cubby (72h installed)	w	15d	Shv	COM	Fabric Back Panel		Wood Back Panel	
• Hutch72: Cabinet1/Cubby 36	36		0\1	1.8	GLGF.FBM	6668	GLGW.FBM	6113
• Hutch72: Cabinet1/Cubby 54	54		1\1	2	GLGF.JBM	8827	GLGW.JBM	7935
• Hutch72: Cabinet1/Cubby 72	72		0\2	2.3	GLGF.MBM	10254	GLGW.MBM	9288
• Hutch72: Cabinet1/Cubby 90	90		1\2	2.8	GLGF.PBM	11113	GLGW.PBM	10018

+ Options:  
 For Silex-wrapped doors, specify Opton LF and add \$870 per door.  
 For StitchedSilex-wrapped doors, specify Opton SF and add \$1185 per door.

! Notes:  
 Units have a 3 grade top surface.  
 Units have an unfinished back and are designed to go up against a wall.  
 Units are available with either a COM fabric panel or wood panel. These panels are removable and are used to cover cord access.  
 The back of the units have a cord access cutout located 2.5 up from the bottom.  
 The removable back panel has 0.5 clearance at the bottom and 0.75 clearance at the top.

Hutches, Cabinet2



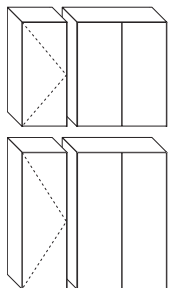
					Product No.	List \$	Product No.	List \$
55.1h (85 installed)	w	15d	Shv	COM	Fabric Back Panel		Wood Back Panel	
• Hutch85: Cabinet2 36	36		0\2	1.8	GLHF.FB8	6638	GLHW.FB8	6114
• Hutch85: Cabinet2 54	54		2\2	2	GLHF.JB8	8546	GLHW.JB8	7699
• Hutch85: Cabinet2 72	72		0\4	2.3	GLHF.MB8	9527	GLHW.MB8	8613
• Hutch85: Cabinet2 90	90		2\4	2.8	GLHF.PB8	10280	GLHW.PB8	9237

					Product No.	List \$	Product No.	List \$
55.1h w/Cubby (85 installed)	w	15d	Shv	COM	Fabric Back Panel		Wood Back Panel	
• Hutch85: Cabinet2/Cubby 36	36		0\2	1.8	GLJF.FB8	7555	GLJW.FB8	7001
• Hutch85: Cabinet2/Cubby 54	54		2\2	2	GLJF.JB8	9785	GLJW.JB8	8892
• Hutch85: Cabinet2/Cubby 72	72		0\4	2.3	GLJF.MB8	11278	GLJW.MB8	10320
• Hutch85: Cabinet2/Cubby 90	90		2\4	2.8	GLJF.PB8	12209	GLJW.PB8	11113

+ Options:  
 For Silex-wrapped doors, specify Opton LF and add \$870 per door.  
 For StitchedSilex-wrapped doors, specify Opton SF and add \$1185 per door.

! Notes:  
 Units have a 3 grade top surface.  
 Units have an unfinished back and are designed to go up against a wall.  
 Units are available with either a COM fabric panel or wood panel. These panels are removable and are used to cover cord access.  
 The back of the units have a cord access cutout located 2.5 up from the bottom.  
 The removable back panel has 0.5 clearance at the bottom and 0.75 clearance at the top.

Hutches, Full Height Cabinet



					Product No.	List \$	Product No.	List \$
42.1h (72 installed)	w	15d	Shv				Wood Back Panel	
• Hutch72: Cabinet3 LH 18	18		3\0				GLKW.CBM	4364
• Hutch72: Cabinet3 RH 18	18		3\0				GLLW.CBM	4364
• Hutch72: Cabinet3 36	36		0\3				GLMW.FBM	6086

					Product No.	List \$	Product No.	List \$
55.1h (85 installed)	w	15d	Shv				Wood Back Panel	
• Hutch85: Cabinet4 LH 18	18		4\0				GLKW.CB8	5151
• Hutch85: Cabinet4 RH 18	18		4\0				GLLW.CB8	5151
• Hutch85: Cabinet4 36	36		0\4				GLMW.FB8	6935

+ Options:  
 For Silex-wrapped doors, specify Opton LF and add \$870 per door.  
 For StitchedSilex-wrapped doors, specify Opton SF and add \$1185 per door.

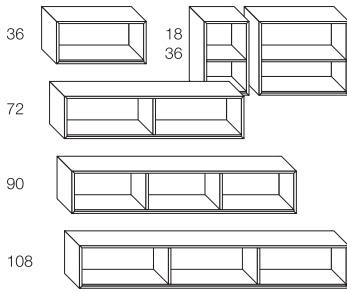
! Notes:  
 Units have a 3 grade top surface.  
 Units have an unfinished back and are designed to go up against a wall.  
 Number of adjustable shelves varies approximately on 14 inch openings.

Shipping address for COM/COL materials and memo samples:  
 TUOHY Furniture Corporation, P1 Upholstery Receiving, 42 Saint Albans Place, Chatfield, MN 55923



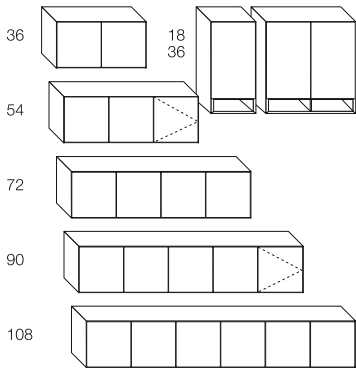
Specify: Product Number      • Denotes Item is illustrated.  
 Quantity  
 Tagging  
 Wood Finish  
 Hardware Finish  
 Prices listed in Wood1 Finishes.

Wall Hutches, Shelving & Cabinet



		Product No.	List \$	Product No.	List \$
18h (Wall Cleat Included)		w	15dSgl\Tbl Shelf	Wall Hutch	Wall Hutch w/Cubby
•	WallHutch: WoodShelf1 36	36	0\1	GMA.FB	3209 GMB.FB 3946
•	WallHutch: WoodShelf1 72	72	0\2	GMA.MB	5458 GMB.MB 7002
•	WallHutch: WoodShelf1 90	90	0\3	GMA.PB	6368 GMB.PB 8101
•	WallHutch: WoodShelf1 108	108	0\3	GMA.RB	7589 GMB.RB 9508
30.6h (Wall Cleat Included)		w	15dSgl\Tbl Shelf	Wall Hutch	Wall Hutch w/Cubby
•	WallHutch: WoodShelf2 18	18	2\0	GMC.FB	2881 GMD.FB 3401
•	WallHutch: WoodShelf2 36	36	0\2	GMC.MB	4496 GMD.MB 5531
•	WallHutch: WoodShelf2 72	72	0\4	GMC.PB	7757 GMD.PB 9416
•	WallHutch: WoodShelf2 90	90	0\6	GMC.RB	8979 GMD.RB 10843

! Notes:  
 Units have a 3-grade top surface.  
 Dividers: None through 36w; one at 72w; two at 90 or more.  
 Wall-mount cleats are included for field installation; wall hutches must be screwed through the back into the wall cleat.

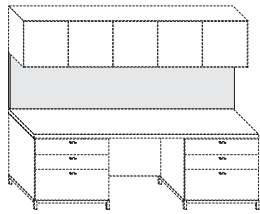


		Product No.	List \$	Product No.	List \$
18h (Wall Cleat Included)		w	15dSgl\Tbl Shelf	Wall Hutch	Wall Hutch w/Cubby
•	WallHutch: Cabinet1 36	36	0\1	GMF.FB	3921 GMG.FB 4695
•	WallHutch: Cabinet1 54	54	1\1	GMF.JB	5838 GMG.JB 6939
•	WallHutch: Cabinet1 72	72	0\2	GMF.MB	6770 GMG.MB 8382
•	WallHutch: Cabinet1 90	90	1\2	GMF.PB	7784 GMG.PB 9452
•	WallHutch: Cabinet1 108	108	0\3	GMF.RB	8606 GMG.RB 10577
30.6h (Wall Cleat Included)		w	15dSgl\Tbl Shelf	Wall Hutch	Wall Hutch w/Cubby
•	WallHutch: Cabinet2 LH 18	18	2\0	GMN.CB	3152 GMP.CB 3687
•	WallHutch: Cabinet2 RH 18	18	2\0	GMQ.CB	3152 GMR.CB 3687
•	WallHutch: Cabinet2 36	36	0\2	GMH.FB	4931 GMJ.FB 5757
•	WallHutch: Cabinet2 54	54	2\2	GMH.JB	6684 GMJ.JB 7836
•	WallHutch: Cabinet2 72	72	0\4	GMH.MB	8769 GMJ.MB 10485
•	WallHutch: Cabinet2 90	90	2\4	GMH.PB	10086 GMJ.PB 11864

+ Options:  
 For Silex-wrapped doors, specify Option LF and add \$870 per door.  
 For StitchedSilex-wrapped doors, specify Option SF and add \$1185 per door.

! Notes:  
 Units have a 3-grade top surface.  
 Wall-mount cleats are included for field installation; hutches must be screwed through the back into the wall cleat.

Fabric Panels, Wall Hung



			Product No.	List \$	Product No.	List \$
23.4h (Includes Wall Cleats) ‡	w	23.4h	COM	Wall Hutch	Wall Hutch w/Cubby	
Fabric Wall Panel: 36	36		1.8	LN-36-23.4	521	LN-36-17.4 521
Fabric Wall Panel: 54	54		2	LN-54-23.4	851	LN-54-17.4 851
Fabric Wall Panel: 72	72		2.3	LN-72-23.4	914	LN-72-17.4 914
• Fabric Wall Panel: 90	90		2.8	LN-90-23.4	1022	LN-90-17.4 102
Fabric Wall Panel: 108	108		3.2	LN-108-23.4	1109	LN-108-17.4 1109
36h (Includes Wall Cleats) ‡	w	36h	COM	Wall Hutch	Wall Hutch w/Cubby	
Fabric Wall Panel: 36X	36		1.8	LN-36-36	521	LN-30-30 521
Fabric Wall Panel: 54X	54		2	LN-54-36	851	LN-54-30 851
Fabric Wall Panel: 72X	72		2.3	LN-72-36	914	LN-72-30 914
Fabric Wall Panel: 90X	90		2.8	LN-90-36	1022	LN-90-30 1022
Fabric Wall Panel: 108X	108		3.2	LN-108-36	1109	LN-108-30 1109

! Notes:

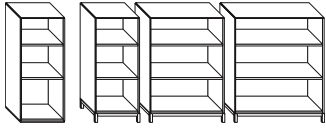
- Cord management behind Fabric Panels is feasible.
- For use with Wall Hung Hutches.
- Fabric Panels for Wall Hutches with Shelf Added will be 6 inches shorter in height.
- Fabric Panels over 96w are produced in two sections.

Shipping address for COM/COL materials and memo samples:  
 TUOHY Furniture Corporation, P1 Upholstery Receiving, 42 Saint Albans Place, Chatfield, MN 55923

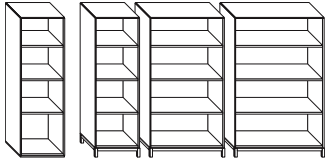


Specify: Product Number      • Denotes Item is illustrated.  
 Quantity  
 Tagging  
 Wood Finish  
 Hardware Finish  
 Prices listed in Wood1 Finishes.

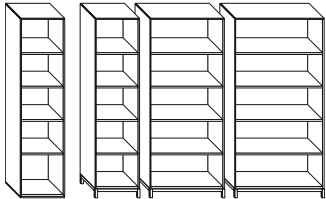
Towers, Shelving



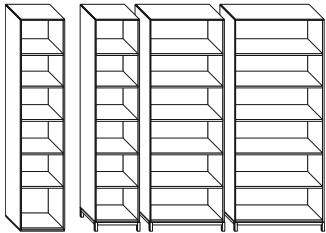
		Product No.	List \$	Product No.	List \$
42 high		w 15d 42h	0.5 Base Trim	3.5 Base	
•	Tower 42/15: Shelving 18	18	GPKU.CBG	4913	GPAU.CBG 5658
•	Tower 42/15: Shelving 30	30	GPKU.EBG	5488	GPAU.EBG 6248
•	Tower 42/15: Shelving 36	36	GPKU.FBG	5749	GPAU.FBG 6547



56 high		w 15d 56h	0.5 Base Trim	3.5 Base	
•	Tower 56/15: Shelving 18	18	GPKU.CB6	5312	GPAU.CB6 6056
•	Tower 56/15: Shelving 30	30	GPKU.EB6	6092	GPAU.EB6 6844
•	Tower 56/15: Shelving 36	36	GPKU.FB6	6431	GPAU.FB6 7228



72 high		w 15d 72h	0.5 Base Trim	3.5 Base	
•	Tower 72/15: Shelving 18	18	GPKU.CBM	5708	GPAU.CBM 6450
•	Tower 72/15: Shelving 30	30	GPKU.EBM	6671	GPAU.EBM 7426
•	Tower 72/15: Shelving 36	36	GPKU.FBM	7081	GPAU.FBM 7880



85 high		w 15d 85h	0.5 Base Trim	3.5 Base	
•	Tower 85/15: Shelving 18	18	GPKU.CB8	6132	GPAU.CB8 6873
•	Tower 85/15: Shelving 30	30	GPKU.EB8	7286	GPAU.EB8 8046
•	Tower 85/15: Shelving 36	36	GPKU.FB8	7794	GPAU.FB8 8594

! Notes:

Number of adjustable shelves: 2 @ 42h, 3 @ 56h, 4 @ 72h, and 5 @ 85h.  
 Units 72 and taller have a 3 grade top surface.  
 Unfinished backs are standard.

Towers, Cabinet Single Door



			Product No.	List \$	Product No.	List \$
<b>72 high</b>			0.5 Base Trim		3.5 Base	
•	Tower 72/15: Cabinet LH 18	18 15	GPLU.CBM	5883	GPBU.CBM	6630
	Tower 72/15: Cabinet RH 18	18 15	GPMU.CBM	5883	GPCU.CBM	6630
	Tower 72/15: Cabinet LH 24	24 15	GPLU.DBM	6755	GPBU.DBM	7509
	Tower 72/15: Cabinet RH 24	24 15	GPMU.DBM	6755	GPCU.DBM	7509
•	Tower 72/24: Cabinet LH 18	18 24	GPLU.CDM	6350	GPBU.CDM	7149
	Tower 72/24: Cabinet RH 18	18 24	GPMU.CDM	6350	GPCU.CDM	7149
	Tower 72/24: Cabinet LH 24	24 24	GPLU.DDM	7279	GPBU.DDM	8123
	Tower 72/24: Cabinet RH 24	24 24	GPMU.DDM	7279	GPCU.DDM	8123
<b>85 high</b>			0.5 Base Trim		3.5 Base	
•	Tower 85/15: Cabinet LH 18	18 15	GPLU.CB8	6251	GPBU.CB8	6998
	Tower 85/15: Cabinet RH 18	18 15	GPMU.CB8	6251	GPCU.CB8	6998
	Tower 85/15: Cabinet LH 24	24 15	GPLU.DB8	7296	GPBU.DB8	8056
	Tower 85/15: Cabinet RH 24	24 15	GPMU.DB8	7296	GPCU.DB8	8056
•	Tower 85/24: Cabinet LH 18	18 24	GPLU.CD8	6769	GPBU.CD8	7567
	Tower 85/24: Cabinet RH 18	18 24	GPMU.CD8	6769	GPCU.CD8	7567
	Tower 85/24: Cabinet LH 24	24 24	GPLU.DD8	7892	GPBU.DD8	8734
	Tower 85/24: Cabinet RH 24	24 24	GPMU.DD8	7892	GPCU.DD8	8734

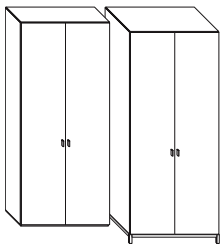
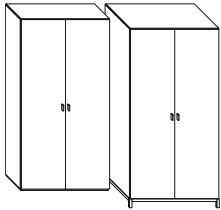
+ Options:

For Silex-wrapped doors, specify Option LF and add \$1092 per door.  
 For StitchedSilex-wrapped doors, specify Option SF and add \$1728 per door.  
 Locks are optional.

! Notes:

Number of adjustable shelves: 4 @ 72h, and 5 @ 85h.  
 Units have 3 grade top surface.  
 Unfinished backs are standard.

Towers, Cabinet Double Door



			Product No.	List \$	Product No.	List \$
<b>72 high</b>			0.5 Base Trim		3.5 Base	
•	Tower 72/15: Cabinet DBL 36	36w 15	GPNU.FBM	7065	GPDU.FBM	7862
•	Tower 72/24: Cabinet DBL 36	36w 24	GPNU.FDM	7672	GPDU.FDM	8510
<b>85 high</b>			0.5 Base Trim		3.5 Base	
•	Tower 85/15: Cabinet DBL 36	36w 15	GPNU.FB8	8123	GPDU.FB8	8924
•	Tower 85/24: Cabinet DBL 36	36w 24	GPNU.FD8	8875	GPDU.FD8	9713

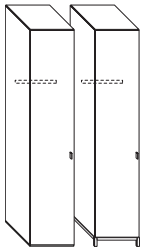
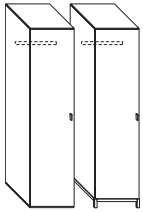
+ Options:

For Silex-wrapped doors, specify Option LF and add \$1092 per door.  
 For StitchedSilex-wrapped doors, specify Option SF and add \$1728 per door.  
 Locks are optional.

! Notes:

Number of adjustable shelves: 4 @ 72h, and 5 @ 85h.  
 Units have 3 grade top surface.  
 Unfinished backs are standard.

Towers, Garment



			Product No.	List \$	Product No.	List \$
72 high		w 24d 72h	0.5 Base Trim		3.5 Base	
•	Tower 72/24: Garment LH 18	18	GPPU.CDM	5668	GPEU.CDM	6413
	Tower 72/24: Garment RH 18	18	GPQU.CDM	5668	GPFU.CDM	6413
	Tower 72/24: Garment LH 24	24	GPPU.DDM	5894	GPEU.DDM	6650
	Tower 72/24: Garment RH 24	24	GPQU.DDM	5894	GPFU.DDM	6650
85 high		w 24d 85h	0.5 Base Trim		3.5 Base	
•	Tower 85/24: Garment LH 18	18	GPPU.CD8	6082	GPEU.CD8	6823
	Tower 85/24: Garment RH 18	18	GPQU.CD8	6082	GPFU.CD8	6823
	Tower 85/24: Garment LH 24	24	GPPU.DD8	6493	GPEU.DD8	7246
	Tower 85/24: Garment RH 24	24	GPQU.DD8	6493	GPFU.DD8	7246

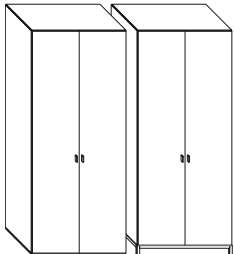
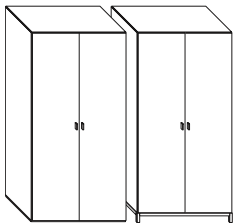
+ Options:

For Silex-wrapped doors, specify Option LF and add \$1092 per door.  
 For StitchedSilex-wrapped doors, specify Option SF and add \$1728 per door.  
 Locks are optional.

! Notes:

Units 85 high have an adjustable shelf above the coat rod.  
 Units have 3 grade top surface.  
 Unfinished backs are standard.

Towers, Garment-Cabinet



			Product No.	List \$	Product No.	List \$
72h		36w 24d 72h	0.5 Base Trim		3.5 Base	
•	Tower 72/24: Garment:Cab 36		GPRU.FDM	7772	GPGU.FDM	8570
	Tower 72/24: Cab:Garment 36		GPSU.FDM	7772	GPHU.FDM	8570
85h		36w 24d 85h	0.5 Base Trim		3.5 Base	
•	Tower 85/24: Garment:Cab 36		GPRU.FD8	8506	GPGU.FD8	9306
	Tower 85/24: Cab:Garment 36		GPSU.FD8	8506	GPHU.FD8	9306

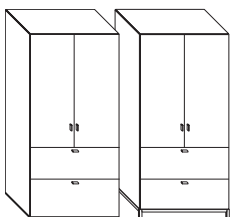
+ Options:

For Silex-wrapped doors, specify Option LF and add \$1092 per door.  
 For StitchedSilex-wrapped doors, specify Option SF and add \$1728 per door.  
 Locks are optional.

! Notes:

Number of adjustable shelves: 4 @ 72h, and 5 @ 85h.  
 Units 85 high get an additional adjustable shelf above the coat rod.  
 Units have 3 grade top surface.  
 Unfinished backs are standard.

Towers, Cabinet/LatFile



			Product No.	List \$	Product No.	List \$
72h		w 24d 72h	0.5 Base Trim		3.5 Base	
	Tower 72/24: Cab/LatF 30	30	GPTU.EDM	10897	GPJU.EDM	11695
•	Tower 72/24: Cab/LatF 36	36	GPTU.FDM	11012	GPJU.FDM	11858

+ Options:

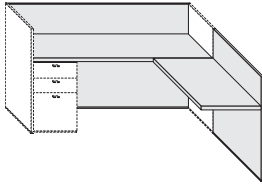
For Silex-wrapped doors, specify Option LF and add \$1092 per door.  
 For StitchedSilex-wrapped doors, specify Option SF and add \$1728 per door.  
 Locks are optional.

! Notes:

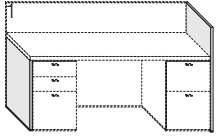
Cabinet areas have 2 adjustable shelves.  
 Units have 3 grade top surface.  
 Unfinished backs are standard.



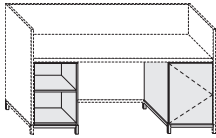
Gallery Modules 25d



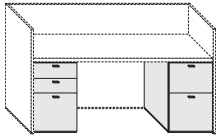
		Product No.	List \$	Product No.	List \$
Back Panel and Top 25d	w 25d 42h	0.5 Base Trim		3.5 Base	
Gallery Shell: 42x25	42	GSA.GD-	3441	GSB.GD-	3909
• Gallery Shell: 48x25	48	GSA.HD-	3647	GSB.HD-	4146
Gallery Shell: 54x25	54	GSA.JD-	3838	GSB.JD-	4362
Gallery Shell: 60x25	60	GSA.KD-	4029	GSB.KD-	4576
Gallery Shell: 66x25	66	GSA.LD-	4219	GSB.LD-	4797
• Gallery Shell: 72x25	72	GSA.MD-	4425	GSB.MD-	5026
Gallery Shell: 78x25	78	GSA.ND-	4611	GSB.ND-	5241
Gallery Shell: 84x25	84	GSA.OD-	4829	GSB.OD-	5487
Gallery Shell: 90x25	90	GSA.PD-	5016	GSB.PD-	5702



1 Gallery End Panel 25d x 42h	+1 to w	↑ Z	↑ 1178	↑ Z	↑ 1423
Modules: -	24d 28.4h				
2 End Panel 24	1	A	777	A	1020
Shelving 15	15	B	2272	B	3613
3 Shelving 18	18	C	2410	C	3798
Shelving 30	30	E	2792	E	4167
Shelving 36	36	F	2986	F	4346



Cabinet-LH 15	15	N	3003	N	4010
Cabinet-LH 18	18	P	3198	P	4187
Cabinet-RH 15	15	R	3003	R	4010
4 Cabinet-RH 18	18	S	3198	S	4187
Double Cabinet 30	30	U	3696	U	4809
Double Cabinet 36	36	V	3789	V	4928



5 2File 18	18	W	3887	W	5042
6 2Box/File 18	18	Y	4083	Y	5247
4Box 18	18	0	4281	0	5447
2LatFile 30	30	2	4346	2	5604
2LatFile 36	36	3	4449	3	5787
2LatB/LatFile 30	30	6	4547	6	5807
2LatB/LatFile 36	36	7	5042	7	6274

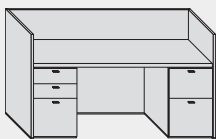
7 Open Kneespace (#) — (#) —  
# = inches required

Gallery Ordering Information

Choose the Gallery Shell size desired from each of the listings above and on the opposite page; a shell is comprised of a top and a 42h panel. Note the ItemNo and List \$ that correspond to the depth and base treatment desired. Follow the ItemNo column down until you have located the first (left-most) end panel or pedestal desired, then append the letter/number code to the original item number and add the price to the original price. Continue adding modules in this manner until your unit is complete.

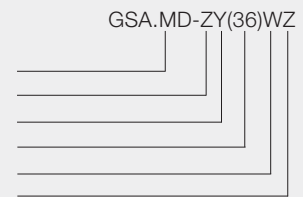
The overall unit width will be the accumulated widths of all modules chosen; this dimension cannot be greater than your shell width. The overall price will be the accumulated prices and the final item number will be the original number plus all of the letter codes for the pedestals added.

Gallery Module Sample Order

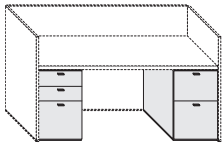
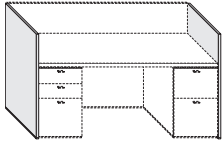
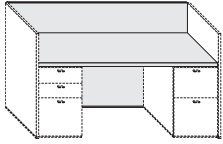


Gallery Shell: 72x25, 0.5 Base	GSA.MD-	4425
End Gallery Panel	Z	1178
2Box/File 18w	Y	4083
Open Kneespace--36 inches	(36)	0
2File 18w	W	3887
End Gallery Panel	Z	1178

List Price: \$14751



Gallery Modules 31d

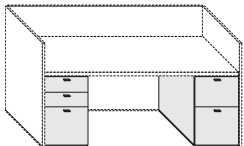
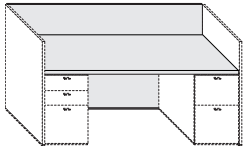


Gallery Shell	w	31d	42h	0.5 Base Trim	3.5 Base
Gallery Shell: 42x31	42			GSA.GE-	3562 GSB.GE-
Gallery Shell: 48x31	48			GSA.HE-	3776 GSB.HE-
Gallery Shell: 54x31	54			GSA.JE-	3969 GSB.JE-
• Gallery Shell: 60x31	60			GSA.KE-	4178 GSB.KE-
Gallery Shell: 66x31	66			GSA.LE-	4377 GSB.LE-
Gallery Shell: 72x31	72			GSA.ME-	4601 GSB.ME-
Gallery Shell: 78x31	78			GSA.NE-	4795 GSB.NE-
Gallery Shell: 84x31	84			GSA.OE-	5033 GSB.OE-
Gallery Shell: 90x31	90			GSA.PE-	5227 GSB.PE-

• Gallery End Panel 31d x 42h	+1			↑ Z	↑ 1288	↑ Z	↑ 1530
Modules: -		30d	28.4h				
End Panel 30	1			A	889	A	1129
• 2File 18	18			W	3959	W	5121
• 2Box/File 18	18			Y	4159	Y	5327
4Box 18	18			0	4362	0	5519
• Open Kneespace				(#)	—	(#)	—

# = inches required

Gallery Modules 37d



Gallery Shell	w	37d	42h	0.5 Base Trim	3.5 Base
Gallery Shell: 72x37	72			GSA.MF-	4769 GSB.MF-
Gallery Shell: 78x37	78			GSA.NF-	4973 GSB.NF-
Gallery Shell: 84x37	84			GSA.OF-	5236 GSB.OF-
Gallery Shell: 90x37	90			GSA.PF-	5439 GSB.PF-

Gallery End Panel 37d x 42h	+1			↑ Z	↑ 1403	↑ Z	↑ 1646
Modules: -		36d	28.4h				
End Panel 36	1			A	1004	A	1241
2File 18	18			W	4076	W	5241
2Box/File 18	18			Y	4290	Y	5456
4Box 18	18			0	4503	0	5667

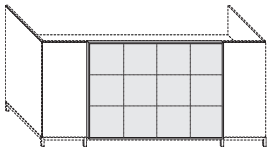
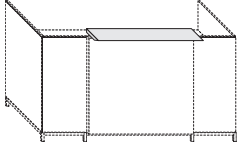
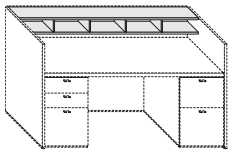
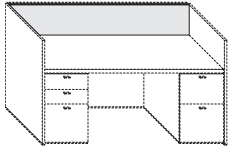
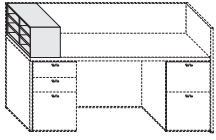
# = inches required

! Notes

To specify, add the appropriate letter codes to the end of the Gallery Shell number above, in L to R order. Item numbers and pricing are shown for cost estimation purposes. After receiving a customer supplied layout, TUOHY will construct a complete bill of material to include the proper components to create the layout.

Pedestals (28.4h—Locks included where applicable) -:

Gallery Added Elements



Item No. List \$

Document Manager	11.7w	d	12.1h		
• Document Manager 24	24			GSDM.D	2410
Document Manager 30	30			GSDM.E	2792
Document Manager 36	36			GSDM.F	2986

Fabric Panel	w	1d	12.1h	COM	
Fabric Panel 24	24		0.7	GSFP.D	485
Fabric Panel 30	30		1	GSFP.E	525
Fabric Panel 36	36		1.1	GSFP.F	564
Fabric Panel 42	42		1.3	GSFP.G	683
Fabric Panel 48	48		1.5	GSFP.H	800
Fabric Panel 54	54		1.6	GSFP.J	917
Fabric Panel 60	60		1.7	GSFP.K	938
Fabric Panel 66	66		2	GSFP.L	960
• Fabric Panel 72	72		2.1	GSFP.M	978
Fabric Panel 78	78		2.3	GSFP.N	1031
Fabric Panel 84	84		2.5	GSFP.O	1067
Fabric Panel 90	90		2.7	GSFP.P	1120

Cubby Manager	w	11d	6.8h		
Cubby Manager 48	48			GSCM.H	2615
Cubby Manager 54	54			GSCM.J	2672
Cubby Manager 60	60			GSCM.K	2724
Cubby Manager 66	66			GSCM.L	2781
• Cubby Manager 72	72			GSCM.M	2838
Cubby Manager 78	78			GSCM.N	2878
Cubby Manager 84	84			GSCM.O	2912
Cubby Manager 90	90			GSCM.P	3063

Transaction Top	w	12d	1.5th		
GalleryTop 36	36			GSTT.F	1720
GalleryTop 42	42			GSTT.G	1776
GalleryTop 48	48			GSTT.H	1832
• GalleryTop 54	54			GSTT.J	1892
GalleryTop 60	60			GSTT.K	1954
GalleryTop 66	66			GSTT.L	2015
GalleryTop 72	72			GSTT.M	2075
GalleryTop 78	78			GSTT.N	2115
GalleryTop 84	84			GSTT.O	2144
GalleryTop 90	90			GSTT.P	2298

For Gallery Tops ready for customer-supplied and installed stone, specify Option ST.

Gallery Front Panel	w	1.9d	38.5h	Wood1	Opt LM Silex	Opt SM Stch Silex
Gallery Front 36	36			GSTP.F	4564	6855 7240
Gallery Front 42	42			GSTP.G	4830	7119 7504
Gallery Front 48	48			GSTP.H	5076	7367 7751
• Gallery Front 54	54			GSTP.J	5310	7602 7987
Gallery Front 60	60			GSTP.K	5553	7842 8230
Gallery Front 66	66			GSTP.L	5793	8083 8468
Gallery Front 72	72			GSTP.M	6035	8328 8713
Gallery Front 78	78			GSTP.N	6271	8565 8951
Gallery Front 84	84			GSTP.O	6519	8811 9196
Gallery Front 90	90			GSTP.P	6756	9046 9433

For Silex Gallery Front panel, specify Option LM; price is as listed above right.

- For stitched Silex Gallery Front panel, specify Option SM; price is as listed above far right.

For customer materials on the Gallery Front panel, specify Option COM; price is per Customer Service.

Shipping address for COM/COL materials and memo samples:

TUOHY Furniture Corporation, P1 Upholstery Receiving, 42 Saint Albans Place, Chatfield, MN 55923



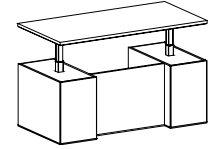
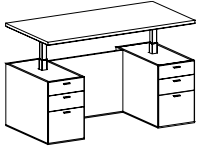
Specify: Item Number  
Quantity  
Tagging  
Wood Finish

- Denotes Item is illustrated.
- ‡ Requires field sub-assembly.

Metal finish is MBN Brushed Nickel.

Prices listed in Wood1 Finishes.

Double Pedestal Desks, AdjHt



0.5 Base, 29.9-48h

Desk 66w

Desk 72w

Desk 78w

Product No.

List \$

36d

GAD?.LFAH 14343

GAD?.MFAH 14533

GAD?.NFAH 14677

? Specify configuration (user's left-right) by modifying the Product Number:

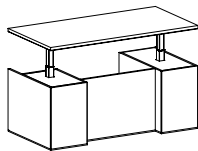
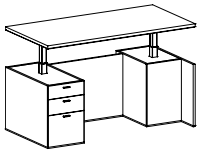
For 2BF-2BF, change the 4th digit from ? to A

For 2F-2F, change the 4th digit from ? to B

For 2BF-2F, change the 4th digit from ? to C

For 2F-2BF, change the 4th digit from ? to D

Single Pedestal Desks, AdjHt



0.5 Base, 29.9-48h

Desk 66w

Desk 72w

Desk 78w

36d

GAD?.LFAH 11843

GAD?.MFAH 12036

GAD?.NFAH 12177

? Specify configuration (user's left-right) by modifying the Product Number:

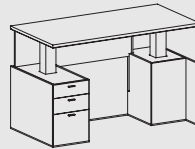
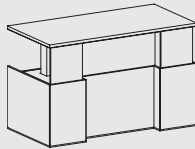
For P base-2BF, change the 4th digit from ? to E

For P base-2F, change the 4th digit from ? to F

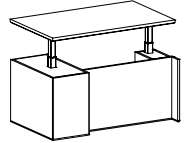
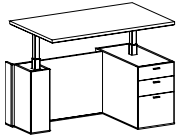
For 2BF-P base, change the 4th digit from ? to G

For 2F-P base, change the 4th digit from ? to H

Inquire with Customer Service about adding lift shrouds and modesty panels that follow the top.

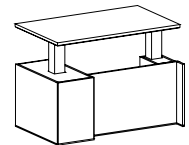
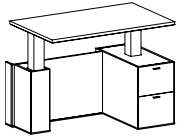


Runoffs/2BF-Modesty, AdjHt



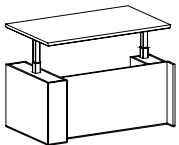
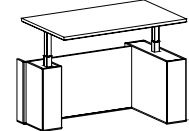
Product No.	List \$	Product No.	List \$	Product No.	List \$
0.5 Base, 29.9-48h		30d		36d	
Runoff LH 42w		GBAL.GEL.AAH	12166	GBAL.GFL.BAH	12397
Runoff LH 48w		GBAL.HEL.AAH	12397	GBAL.HFL.BAH	12639
Runoff LH 54w		GBAL.JEL.AAH	12605	GBAL.JFL.BAH	12861
Runoff LH 60w		GBAL.KEL.AAH	12801	GBAL.KFL.BAH	13033
Runoff RH 42w		GBAL.GER.AAH	12166	GBAL.GFR.BAH	12397
Runoff RH 48w		GBAL.HER.AAH	12397	GBAL.HFR.BAH	12639
Runoff RH 54w		GBAL.JER.AAH	12605	GBAL.JFR.BAH	12861
Runoff RH 60w		GBAL.KER.AAH	12801	GBAL.KFR.BAH	13033

Runoffs/2F-Modesty, AdjHt



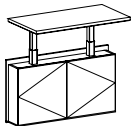
Product No.	List \$	Product No.	List \$	Product No.	List \$
0.5 Base, 29.9-48h		30d		36d	
Runoff LH 42w		GBAL.GEL.CAH	11988	GBAL.GFL.DAH	12207
Runoff LH 48w		GBAL.HEL.CAH	12218	GBAL.HFL.DAH	12451
Runoff LH 54w		GBAL.JEL.CAH	12428	GBAL.JFL.DAH	12671
Runoff LH 60w		GBAL.KEL.CAH	12623	GBAL.KFL.DAH	12844
Runoff RH 42w		GBAL.GER.CAH	11988	GBAL.GFR.DAH	12207
Runoff RH 48w		GBAL.HER.CAH	12218	GBAL.HFR.DAH	12451
Runoff RH 54w		GBAL.JER.CAH	12428	GBAL.JFR.DAH	12671
Runoff RH 60w		GBAL.KER.CAH	12623	GBAL.KFR.DAH	12844

Runoffs/Plinth-Modesty, AdjHt



Product No.	List \$	Product No.	List \$	Product No.	List \$
0.5 Base, 29.9-48h		24d		30d	
Runoff LH 42w		GBAL.GEL.EAH	11543	GBAL.GEL.FAH	11764
Runoff LH 48w		GBAL.HEL.EAH	11767	GBAL.HEL.FAH	11996
Runoff LH 54w		GBAL.JEL.EAH	11964	GBAL.JEL.FAH	12205
Runoff LH 60w		GBAL.KEL.EAH	12108	GBAL.KEL.FAH	12399
Runoff RH 42w		GBAL.GER.EAH	11543	GBAL.GER.FAH	11764
Runoff RH 48w		GBAL.HER.EAH	11767	GBAL.HER.FAH	11996
Runoff RH 54w		GBAL.JER.EAH	11964	GBAL.JER.FAH	12205
Runoff RH 60w		GBAL.KER.EAH	12108	GBAL.KER.FAH	12399

Bridges/Modesty, AdjHt



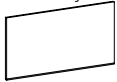
Product No.	List \$	Product No.	List \$
0.5 Base, 29.9-48h		Finished Back	
Bridge 36w 9d, 24d top		GCDM.FAAH	9940
Bridge 42w 9d, 24d top		GCDM.GAAH	10482
Bridge 48w 9d, 24d top		GCDM.HAAH	11038
Bridge 54w 9d, 24d top		GCDM.JAAH	11566

Tops



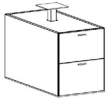
	Product No.	List \$	Product No.	List \$	Product No.	List \$
1.5th	24d		30d		36d	
Top 42w	GCAL.F24AH	1331	GCAL.F30AH	1452	GCAL.F36AH	1567
Top 48w	GCAL.G24AH	1427	GCAL.G30AH	1554	GCAL.G36AH	1681
Top 54w	GCAL.H24AH	1515	GCAL.H30AH	1655	GCAL.H36AH	1792
Top 60w	GCAL.J24AH	1603	GCAL.J30AH	1792	GCAL.J36AH	1908
Top 72w	GCAL.K24AH	1913	GCAL.K30AH	1997	GCAL.K36AH	2071
Top 78w	GCAL.L24AH	2001	GCAL.L30AH	2151	GCAL.L36AH	2233

Modesty Panels



	Product No.	List \$	
0.5 Base, 27.4h	Finished Back		
Modesty Panel 24w	GJVF.DAH	1117	
Modesty Panel 30w	GJVF.EAH	1246	
Modesty Panel 36w	GJVF.FAH	1356	
Modesty Panel 42w	GJVF.GAH	1412	
Modesty Panel 48w	GJVF.HAH	1483	

File/File



	Product No.	List \$	Product No.	List \$
0.5 Base, 27.4h			30d	
File/File 18w			GKAF30AH-W	5024
			GKAF36AH-W	5129

Pencil/Box/File



	Product No.	List \$	Product No.	List \$
0.5 Base, 27.4h			30d	
Pencil/Box/File 18w			GKAF30AH-Y	5204
			GKAF36AH-Y	5319

Plinths



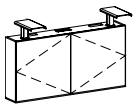
	Product No.	List \$	Product No.	List \$	Product No.	List \$
0.5 Base, 27.4h						
Plinth 9.5w 9.25d	GKAAH9.P	4394				
Plinth 9.5w 14d	GKAAH14.P	4500				
Plinth 9.5w 18d	GKAAH18.P	4566				
Plinth 9.5w 24d	GKAAH24.P	4699				
Plinth 9.5w 30d	GKAAH30.P	4802				
Plinth 9.5w 36d	GKAAH36.P	4921				

Plinths Extended End



		30d (14d Plinth)		36d (20d Plinth)	
0.5 Base, 27.4h					
Plinth ExtendEnd 18w LH		GKAAH30.PEL	5795	GKAAH36.PEL	5978
Plinth ExtendEnd 18w RH		GKAAH30.PER	5795	GKAAH36.PER	5978

Wall Hung Plinths



	0.5 Base, 29.9-48h	Unfinished Back
Wall Hung Plinth 54w 9d	GKAWH.54	8944
Wall Hung Plinth 60w 9d	GKAWH.60	9339
Wall Hung Plinth 66w 9d	GKAWH.66	9737
Wall Hung Plinth 72w 9d	GKAWH.72	10138
Wall Hung Plinth 78w 9d	GKAWH.78	10556

! Notes:

- Short plinth must be attached to adjacent credenza for support.
- 2 short plinths cannot be used on one desk.
- All worksurfaces have 1" space to adjacent surfaces for pinch point.
- 48" maximum worksurface height.
- Tops are 1.5" thick.
- Inquire with Customer Service regarding widths over 78".
- Default leg color is Black.
- Each top is designed to accept 30lbs. of added weight for computers and user items.
- Wall Hung unit has accessory power supplied with unit (1 Duplex, 2 USB Power).
- Units come with 120" soft plug power cord.
- Face locks are included as standard on all pedestals except where noted.
- Locks not available on Bridge and wall hung units.
- Height adjustable units are not available with Silex top inserts or Silex wrapped height adj modesty panels.
- For Silex drawer faces, specify Option LF; add \$870 per drawer.
- For Stitched Silex drawer faces, specify Option SF; add \$1185 per drawer.
- For Silex modesty panel (fixed modesty only), specify Option LM; add \$2238.
- For Stitched Silex modesty panel (fixed modesty only), specify Option SM; add \$2612.
- All units have finished backs unless otherwise noted.
- Tops are not included on Wall Hung units.
- Tops are maximum depth of 24" on Bridge and Wall Hung units.

+Options:

- For shrouds over legs specify Option SH; add \$762.
- For shrouds and modesty specify Option SHM; add \$762 PLUS cost of modesty from above.
- Inquire with Customer Service regarding alternate leg color options (White or Silver).

Desks/Double Pedestal, AdjHt



3.5 Base, 29.9-48h

Product No. List \$

36d

Desk 66w

GAAA.LFAH 16759

Desk 72w

GAAA.MFAH 16928

Desk 78w

GAAA.NFAH 17065

Desks/Single Pedestal, AdjHt



3.5 Base, 29.9-48h

36d

Desk 66w

GAA?.LFAH 13579

Desk 72w

GAA?.MFAH 13754

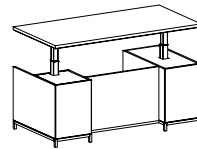
Desk 78w

GAA?.NFAH 13894

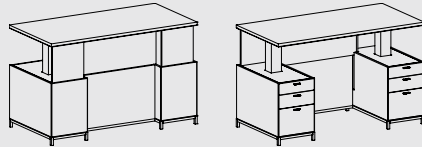
? Specify configuration (user's left-right) by modifying the Product Number:

For P base-2BF, change the 4th digit from ? to E

For 2BF-P base, change the 4th digit from ? to G

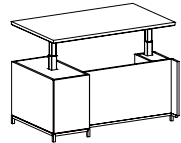


Inquire with Customer Service about adding lift shrouds and modesty panels that follow the top.



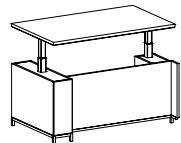


Runoffs/2BF-Modesty, AdjHt



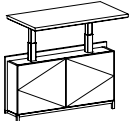
Product No.	List \$	Product No.	List \$	Product No.	List \$
3.5 Base, 29.9-48h		30d		36d	
Runoff LH 42w		GBAL.GEL.GAH	13659	GBAL.GFL.HAH	13888
Runoff LH 48w		GBAL.HEL.GAH	13898	GBAL.HFL.HAH	14140
Runoff LH 54w		GBAL.JEL.GAH	14102	GBAL.JFL.HAH	14356
Runoff LH 60w		GBAL.KEL.GAH	14296	GBAL.KFL.HAH	14524
Runoff RH 42w		GBAL.GER.GAH	13659	GBAL.GFR.HAH	13888
Runoff RH 48w		GBAL.HER.GAH	13898	GBAL.HFR.HAH	14140
Runoff RH 54w		GBAL.JER.GAH	14102	GBAL.JFR.HAH	14356
Runoff RH 60w		GBAL.KER.GAH	14296	GBAL.KFR.HAH	14524

Runoffs/Plinth-Modesty, AdjHt



Product No.	List \$	Product No.	List \$	Product No.	List \$
3.5 Base, 29.9-48h		24d		30d	
Runoff LH 42w		GBAL.GEL.LAH	12660	GBAL.GEL.MAH	12881
Runoff LH 48w		GBAL.HEL.LAH	12891	GBAL.HEL.MAH	13118
Runoff LH 54w		GBAL.JEL.LAH	13081	GBAL.JEL.MAH	13323
Runoff LH 60w		GBAL.KEL.LAH	13223	GBAL.KEL.MAH	13515
Runoff RH 42w		GBAL.GER.LAH	12660	GBAL.GER.MAH	12881
Runoff RH 48w		GBAL.HER.LAH	12891	GBAL.HER.MAH	13118
Runoff RH 54w		GBAL.JER.LAH	13081	GBAL.JER.MAH	13323
Runoff RH 60w		GBAL.KER.LAH	13223	GBAL.KER.MAH	13515

Bridges/Modesty, AdjHt



Product No.	List \$	Product No.	List \$
3.5 Base, 29.9-48h		Finished Back	
Bridge 36w 9d, 24d top		GCDM.FBAH	10420
Bridge 42w 9d, 24d top		GCDM.GBAH	10960
Bridge 48w 9d, 24d top		GCDM.HBAH	12278
Bridge 54w 9d, 24d top		GCDM.JBAH	12046

Tops



	Product No.	List \$	Product No.	List \$	Product No.	List \$
1.5th	24 d		30d		36d	
Top 42w	GCAL.F24AH	1331	GCAL.F30AH	1452	GCAL.F36AH	1567
Top 48w	GCAL.G24AH	1427	GCAL.G30AH	1554	GCAL.G36AH	1681
Top 54w	GCAL.H24AH	1515	GCAL.H30AH	1655	GCAL.H36AH	1792
Top 60w	GCAL.J24AH	1603	GCAL.J30AH	1792	GCAL.J36AH	1908
Top 72w	GCAL.K24AH	1913	GCAL.K30AH	1997	GCAL.K36AH	2071
Top 78w	GCAL.L24AH	2001	GCAL.L30AH	2151	GCAL.L36AH	2233

Modesty Panels



	Product No.	List \$	Product No.	List \$
3.5 Base, 27.4h	Finished Back			
Modesty Panel 24w	GJUF.DAH	1275		
Modesty Panel 30w	GJUF.EAH	1412		
Modesty Panel 36w	GJUF.FAH	1515		
Modesty Panel 42w	GJUF.GAH	1568		
Modesty Panel 48w	GJUF.HAH	1643		

Pencil/Box/File



	Product No.	List \$	Product No.	List \$
3.5 Base, 27.4h			30d	
Pencil/Box/File 18w			GKBF30AH-Y	6060
			GKBF36AH-Y	6174

Plinth



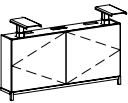
	Product No.	List \$	Product No.	List \$	Product No.	List \$
3.5 Base, 27.4h						
Plinth 9.5w 9.25d	GKBAH9.P	4873				
Plinth 9.5w 14d	GKBAH14.P	4982				
Plinth 9.5w 18d	GKBAH18.P	5046				
Plinth 9.5w 24d	GKBAH24.P	5179				
Plinth 9.5w 30d	GKBAH30.P	5280				
Plinth 9.5w 36d	GKBAH36.P	5400				

Plinths Extended End



	Product No.	List \$	Product No.	List \$	Product No.	List \$
3.5 Base, 27.4h			30d (14d Plinth)		36d (20d Plinth)	
Plinth ExtendEnd LH 18w			GKBAH30.PEL	6125	GKBAH36.PEL	6292
Plinth ExtendEnd RH 18w			GKBAH30.PER	6125	GKBAH36.PER	6292

Wall Hung Plinths, AdjHt



	Product No.	List \$	Product No.	List \$
3.5 Base, 29.9-48h			Unfinished Back	
Wall Hung Plinth 54w 9d	GKBWH.54	9424		
Wall Hung Plinth 60w 9d	GKBWH.60	9819		
Wall Hung Plinth 66w 9d	GKBWH.66	10328		
Wall Hung Plinth 72w 9d	GKBWH.72	10851		
Wall Hung Plinth 78w 9d	GKBWH.78	11492		

! Notes:

- Short plinth must be attached to adjacent credenza for support.
- 2 short plinths cannot be used on one desk.
- All worksurfaces have 1" space to adjacent surfaces for pinch point.
- 48" maximum worksurface height.
- Tops are 1.5" thick.
- Inquire with Customer Service regarding widths over 78".
- Default leg color is Black.
- Each top is designed to accept 30lbs. of added weight for computers and user items.
- Wall Hung unit has accessory power supplied with unit (1 Duplex, 2 USB Power).
- Units come with 120" soft plug power cord.
- Face locks are included as standard on all pedestals except where noted.
- Locks not available on Bridge and wall hung units.
- Height adjustable units are not available with Silex top inserts or Silex wrapped height adj modesty panels.
- For Silex drawer faces, specify Option LF; add \$ 870 per drawer.
- For Stitched Silex drawer faces, specify Option SF; add \$1185 per drawer.
- For Silex modesty panel (fixed modesty only), specify Option LM; add \$2238.
- For Stitched Silex modesty panel (fixed modesty only), specify Option SM; add \$2612.
- All units have finished backs unless otherwise noted.
- Tops are not included on Wall Hung units.
- Tops are maximum depth of 24" on Bridge and Wall Hung units.

+Options:

- For shrouds over legs specify Option SH; add \$762.
- For shrouds and modesty specify Option SHM; add \$762 PLUS cost of modesty from above.
- Inquire with Customer Service regarding alternate leg color options (White or Silver).

