

PRICING & SPECIFICATION GUIDE

Rhoi Tables

May 1, 2023

TUOHY



Conference: **Rhoi**

- Overview CR2
- Top Materials and Edge Styles CR3
- Square Edge Tops CR4
- Bevel Edge Tops CR6



Overview

Each Rhoi Table may be ordered in one of 12 top material/edge-style combinations, as shown on the following page. Tables through 120w are in one section; tables over 120w are in two sections. Top segmentation (# pieces) varies by material and size, as charted below.

Number of Top Sections, Top Pieces and Legs

By Shape, Width, and Material

- TQ Wood 1 & 2
- TQ Acrylic SS
- Fenix®
- TQ HPL
- Marble
- Quartz

	sections	pcs	pcs	# legs
Circle 42 diam	1	1	1	3
Circle 48 diam		1	1	4
Circle 54 diam		1	2	4
Circle 60 diam		1	2	4
Triad 42 per side	1	1	1	3
Triad 48 per side		1	1	3
Triad 54 per side		1	1	3
Square 42w 42d	1	1	1	4
Square 48w 48d		1	1	4
Square 54w 54d		1	1	4
Square 60w 60d		1	1	4
Rectangle 72w 36d	1	1	1	4
Rectangle 78w 39d		1	1	4
Rectangle 84w 42d		1	1	4
Rectangle 90w 48d		1	1	4
Rectangle 96w 48d		1	1	4
Rectangle 108w 48d		1	2	4
Rectangle 120w 52d		1	3	4
Rectangle 132w 52d	2	2	4	6
Rectangle 144w 52d		2	4	6
Rectangle 156w 56d		2	4	6
Rectangle 168w 56d		2	4	6
Rectangle 180w 56d		2	4	6
Rectangle 192w 60d		2	4	6
Rectangle 204w 60d		2	6	6
Rectangle 216w 60d		2	6	6
Rectangle 240w 60d		2	6	6
Super-Ellipse 72w 36/24d	1	1	1	4
Super-Ellipse 78w 39/26d		1	1	4
Super-Ellipse 84w 42/28d		1	1	4
Super-Ellipse 90w 48/32d		1	1	4
Super-Ellipse 96w 48/32d		1	1	4
Super-Ellipse 108w 52/34d		1	2	4
Super-Ellipse 120w 54/36d		1	3	4
Super-Ellipse 132w 54/36d	2	2	4	6
Super-Ellipse 144w 54/36d		2	4	6
Super-Ellipse 156w 60/40d		2	4	6
Super-Ellipse 168w 60/40d		2	4	6
Super-Ellipse 180w 60/40d		2	4	6
Super-Ellipse 192w 60/40d		2	4	6
Super-Ellipse 204w 60/40d		2	6	6
Super-Ellipse 216w 60/40d		2	6	6


Top Materials




Wood 1 & 2
 (All colors; grain long on 1-section tops, short on 2-section tops)




Acrylic Solid Surface
 Avonite® Polaris Matte




Fenix® NTM
 30 Bianco Alaska
 718 Grigio Londra
 720 Nero Ingo



HPL
 Formica® 949 White
 (PVC as self-edge)



Marble
 Carrara Marble
 (Subtop color to match apron.)



Quartz
 All Cambria® standard colors;
 quote required for Cambria Matte™
 & Luxury Design Series.
 (Subtop color to match apron.)

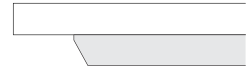
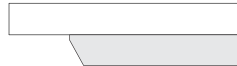
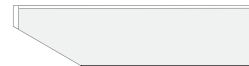





Edge Styles

Squared

Beveled

Self/Layered Edge 1.5th

Self/Layered Edge 1.5th



TQ = Tuohy QuickShip is available in columns tagged with this symbol.
 To order, insert "TQ" before the product prefix. Ex: TQRHC42... replaces RHC42...
 Inquire with Customer Service on current lead-times and power-data options.

Top Materials + Leg Materials

Rhoi Tables: Square Edge Tops			Seats	Product No.	TQ Wood1	TQ Wood2	TQ Acrylic SS	Fenix®	TQ HPL	Marble	Quartz	Wood1	Wood2	Metal
Circle 1.5th Top, 29.5h ‡					WS1S	WS2S	SSSS	FXSS	HPLS	MBLS	QRTS	W1L	W2L	MTL
1	Rhoi SqEdge Circle 42 diam	3-5	RHC42	3426	3666	4634	3795	2865	7212	6215	441	472	1309	
	Rhoi SqEdge Circle 48 diam	4-6	RHC48	4189	4482	5633	4758	3544	9131	7827	587	628	1747	
	Rhoi SqEdge Circle 54 diam	4-7	RHC54	4640	4965	6349	5435	3899	10889	9242	587	628	1747	
	Rhoi SqEdge Circle 60 diam	5-7	RHC60	5023	5375	7033	6075	4177	12736	10702	587	628	1747	
Triad 1.5th Top, 29.5h ‡					WS1S	WS2S	SSSS	FXSS	HPLS	MBLB	QRTB	W1L	W2L	MTL
1	Rhoi SqEdge Triad 42 per side	3-5	RHT42	3426	3666	4634	3795	2865	7212	6215	441	472	1309	
	Rhoi SqEdge Triad 48 per side	4-6	RHT48	4189	4482	5633	4758	3544	9131	7827	441	472	1309	
	Rhoi SqEdge Triad 54 per side	4-7	RHT54	4640	4965	6349	5435	3899	10889	9242	441	472	1309	
Square 1.5th Top, 29.5h ‡					WS1S	WS2S	SSSS	FXSS	HPLS	MBLB	QRTB	W1L	W2L	MTL
1	Rhoi SqEdge Square 42w 42d	4	RHS4242	5627	6021	6835	5996	5068	9413	8417	587	628	1747	
	Rhoi SqEdge Square 48w 48d	4-8	RHS4848	6046	6469	7491	6616	5403	10987	9687	587	628	1747	
	Rhoi SqEdge Square 54w 54d	4-8	RHS5454	6497	6952	8207	7294	5757	12745	11098	587	628	1747	
	Rhoi SqEdge Square 60w 60d	4-8	RHS6060	6977	7465	8986	8027	6130	14689	12655	587	628	1747	
Rectangle 1.5th Top, 29.5h ‡					WS1S	WS2S	SSSS	FXSS	HPLS	MBLB	QRTB	W1L	W2L	MTL
1	Rhoi SqEdge Rectangle 72w 36d	4-6	RHR7236	6851	7331	8273	7381	6015	12261	10796	587	628	1747	
	Rhoi SqEdge Rectangle 78w 39d	6-8	RHR7839	7179	7682	8799	7878	6274	13551	11833	587	628	1747	
	Rhoi SqEdge Rectangle 84w 42d	6-8	RHR8442	7533	8060	9363	8411	6552	14944	12952	587	628	1747	
	Rhoi SqEdge Rectangle 90w 48d	6-8	RHR9048	7915	8469	10093	9088	6810	17022	14580	587	628	1747	
	Rhoi SqEdge Rectangle 96w 48d	6-12	RHR9648	8278	8857	10579	9555	7127	17998	15394	587	628	1747	
	Rhoi SqEdge Rectangle 108w 48d	8-12	RHR10848	8710	9320	11264	10204	7470	19663	16735	587	628	1747	
	Rhoi SqEdge Rectangle 120w 52d	8-14	RHR12052	12217	13072	15233	14102	10813	25428	21603	587	628	1747	
2	Rhoi SqEdge Rectangle 132w 52d	8-14	RHR13252	14459	15471	18112	16810	12789	31663	27356	882	944	2619	
	Rhoi SqEdge Rectangle 144w 52d	10-16	RHR14452	14964	16011	18919	17573	13187	33651	28952	882	944	2619	
	Rhoi SqEdge Rectangle 156w 56d	10-18	RHR15656	15869	16980	20429	18992	13877	37522	32038	882	944	2619	
	Rhoi SqEdge Rectangle 168w 56d	10-18	RHR16856	16398	17546	21284	19797	14289	39645	33741	882	944	2619	
	Rhoi SqEdge Rectangle 180w 56d	12-20	RHR18056	16927	18112	22137	20605	14701	41770	35444	882	944	2619	
	Rhoi SqEdge Rectangle 192w 60d	12-20	RHR19260	17921	19175	23832	22191	15446	46187	38956	882	944	2619	
	Rhoi SqEdge Rectangle 204w 60d	12-20	RHR20460	18472	19765	24733	23039	15872	48447	40766	882	944	2619	
	Rhoi SqEdge Rectangle 216w 60d	14-22	RHR21660	19023	20355	25631	23888	16298	50709	42575	882	944	2619	
	Rhoi SqEdge Rectangle 240w 60d	16-26	RHR24060	20124	21533	27431	25583	17151	55231	46194	882	944	2619	

Continue to the next page for Super-Ellipse shapes and material listings.

See margin notes about converting eligible product numbers for Tuohy QuickShip.

- > To Order, Specify:
 - Description
 - Product Number
 - Top Material (by spec code and material choice); note price.
 - Apron Finish (finish choice)
 - Leg Material (by spec code and material choice); note price.
 - List Price = Top Material \$ plus Leg Material \$.

Example:
 Rhoi SqEdge Circle 42 diam
 Prod. No.: RHC42 (**TQ** TQRHC42)
 Top: Wood1 WS1S: WL33 Catalan Walnut
 Apron: MRB Resin Black
 Leg: Wood1 W1L: WL33 Catalan Walnut
 List Price: 3426 + 441 = \$3867

- ! Notes:
 - Tables may be ordered parametrically; minimum depth is 36 inches, maximum depth is 60 inches. **TQ** Not available on TQ.
 - Tables other than Circles have radius corners of 4 inches.
 - Tables through 120w are in 1-section; tables over 120w are in 2-sections. Top materials may be further segmented.
 - Tables over 120w will include center electrical base.

Table Sections
 Top materials may be further segmented based on the top material and size specified. Please see page CR2.

- Tables less than 120w, order center base for electrical cable management below.
- Tables 156w or more with Marble or Quartz tops include a center base for each section of top.
- Center bases are veneer or solid wood color, compatible with leg finish.
- See Electrical and Power-Data options—other than Apron Power—for use with Rhoi Tables.
- + Options:
 - For electrical cable management base append EB to product number; add \$1466.



TUOHY

TQ = Tuohy QuickShip is available in columns tagged with this symbol.
 To order, insert "TQ" before the product prefix. Ex: TQRHSE723624 replaces RHSE723624.
 Inquire with Customer Service on current lead-times and power-data options.

Top Materials + Leg Materials

Rhoi Tables: Square Edge Tops			Seats	Product No.	TQ Wood1	TQ Wood2	TQ Acrylic SS	TQ Fenix®	TQ HPL	Marble	Quartz	Wood1	Wood2	Metal
					WS1S	WS2S	SSSS	FXSS	HPLS	MBLS	QRTS	W1L	W2L	MTL
Super-Ellipse 1.5th Top, 29.5h ±					6812	7289	8380	7488	6123	12369	10905	587	628	1747
1	Rhoi SqEdge S.Ellipse 72w 36/24d	6	RHSE723624		7140	7640	8903	7984	6380	13660	11941	587	628	1747
	Rhoi SqEdge S.Ellipse 78w 39/26d	6-8	RHSE783926		7494	8019	9471	8517	6661	15052	13060	587	628	1747
	Rhoi SqEdge S.Ellipse 84w 42/28d	6-8	RHSE844228		7878	8429	10199	9197	6919	17128	14689	587	628	1747
	Rhoi SqEdge S.Ellipse 90w 48/32d	6-8	RHSE904832		8238	8815	10686	9663	7236	18106	15503	587	628	1747
	Rhoi SqEdge S.Ellipse 96w 48/32d	6-10	RHSE964832		8856	9476	11742	10655	7694	20879	17706	587	628	1747
	Rhoi SqEdge S.Ellipse 108w 52/34d	8-10	RHSE1085234		12202	13056	15465	14321	10906	26072	22411	587	628	1747
	Rhoi SqEdge S.Ellipse 120w 54/36d	8-12	RHSE1205436		14453	15465	18395	17073	12899	32446	27972	882	944	2619
2	Rhoi SqEdge S.Ellipse 144w 54/36d	10-14	RHSE1445436		14968	16016	19226	17858	13304	34502	29622	882	944	2619
	Rhoi SqEdge S.Ellipse 156w 60/40d	10-16	RHSE1566040		16033	17155	21058	19574	14091	39329	33454	882	944	2619
	Rhoi SqEdge S.Ellipse 168w 60/40d	10-16	RHSE1686040		16583	17744	21958	20423	14519	41589	35263	882	944	2619
	Rhoi SqEdge S.Ellipse 180w 60/40d	10-16	RHSE1806040		17134	18333	22859	21270	14944	43850	37071	882	944	2619
	Rhoi SqEdge S.Ellipse 192w 60/40d	12-20	RHSE1926040		17791	19036	23863	22223	15477	46217	38987	882	944	2619
	Rhoi SqEdge S.Ellipse 204w 60/40d	12-20	RHSE2046040		18343	19627	24764	23070	15902	48479	40796	882	944	2619
	Rhoi SqEdge S.Ellipse 216w 60/40d	14-22	RHSE2166040		18893	20216	25665	23918	16328	50739	42605	882	944	2619

See margin notes about converting eligible product numbers for Tuohy QuickShip.

- To Order, Specify:
 - Description
 - Product Number
 - Top Material (by spec code and material choice); note price.
 - Apron Finish (finish choice)
 - Leg Material (by spec code and material choice); note price.
 - List Price = Top Material \$ plus Leg Material \$.

Example:
 Rhoi SqEdge S-Ellipse 72w 36/24d
 Prod. No.: RHSE723624 (**TQ** TQRHSE723624)
 Top: Wood1 WS1S: AN89 Light Anigre
 Apron: MRSA Resin Satin Aluminum
 Leg: Wood1 W1L: WL33 Catalan Walnut
 List Price: 6812 + 587 = \$7391

- Notes:
 - Tables may be ordered parametrically; minimum depth is 36 inches, maximum depth is 60 inches. **TQ** Not available on TQ.
 - Tables other than Circles have radius corners of 4 inches.
 - Tables through 120w are in 1-section; tables over 120w are in 2-sections. Top materials may be further segmented.
 - Tables over 120w will include center electrical base.
 - Tables less than 120w, order center base for electrical cable management below.
 - Tables 156w or more with Marble or Quartz tops include a center base for each section of top.
 - Center bases are veneer or solid wood color, compatible with leg finish.
 - See Electrical and Power-Data options—other than Apron Power—for use with Rhoi Tables.

- + Options:
 - For electrical cable management base append EB to product number; add \$1466 list.

Table Sections
 Top materials may be further segmented based on the top material and size specified. Please see page CR2.

Top Materials	Apron Finish	Leg Materials
TQ Wood1 WS1S AN89 Light Anigre AS22 Blanco Ash CH45 Light Cherry MP57 Light Maple MP61 White Maple SOX6 Sand Oak SSX2 Striped Sand WL16 American Walnut WL20 Australian Walnut WL35 Scandia Walnut WL79 Sumatra Walnut WO21 Rift White Oak WO4 Ebony Oak	TQ Metal MRB Resin Black MRBM Resin Black Matte MRW Resin White MRSA Resin Satin Aluminum MRTG Resin Thunder Gray	Wood1 W1L WL33 Catalan Walnut WL35 Scandia Walnut WL79 Sumatra Walnut WO38 Tangiers Oak Wood2 W2L FWX9 Flamed White
TQ Wood2 WS2S BS28 Whitened Oak BS30 Mateo Gray CH49 Medium Cherry CH53 Dark Cherry FB14 Flamed Black FG11 Flamed Gray FS10 Flamed Sand FWX9 Flamed White MH95 Medium Mahogany MH97 Dark Mahogany SP73 Medium Sapele WL25 Capella Walnut WL31 Onyx Walnut WL33 Catalan Walnut WN13 Wenge WO38 Tangiers Oak	Acrylic Solid Surface SSSS Avonite® 8256 Polaris Fenix® NTM FXSS 30 Bianco Alaska 718 Grigio Londra 720 Nero Ingo TQ HPL HPLS Formica® 949 White Marble MBLS Carrara Quartz QRTS All standard Cambria® colors except: Cambria Matte™ Luxury Design Series	



TQ = Tuohy QuickShip is available in columns tagged with this symbol.
 To order, insert "TQ" before the product prefix. Ex: TQRHC42... replaces RHC42...
 Inquire with Customer Service on current lead-times and power-data options.

Top Materials + Leg Materials

Rhoi Tables: Bevel Edge Tops			Seats	Product No.	TQ Wood1	TQ Wood2	TQ Acrylic SS	TQ Fenix®	TQ HPLB	Marble	Quartz	Wood1	Wood2	Metal
					WS1B	WS2B	SSSB	FXSB	HPLB	MBLB	QRTB	W1L	W2L	MTL
Circle 1.5th Top, 29.5h ‡					WS1B	WS2B	SSSB	FXSB	HPLB	MBLB	QRTB	W1L	W2L	MTL
1	Rhoi	BvlEdge Circle 42 diam	3-5	RHC42	3726	3987	4933	4096	3165	7212	6215	441	472	1309
	Rhoi	BvlEdge Circle 48 diam	4-6	RHC48	4489	4803	5932	5059	3844	9131	7827	587	628	1747
	Rhoi	BvlEdge Circle 54 diam	4-7	RHC54	4939	5285	6650	5736	4199	10889	9242	587	628	1747
	Rhoi	BvlEdge Circle 60 diam	5-7	RHC60	5324	5697	7334	6374	4477	12736	10702	587	628	1747
Triad 1.5th Top, 29.5h ‡					WS1B	WS2B	SSSB	FXSB	HPLB	MBLB	QRTB	W1L	W2L	MTL
1	Rhoi	BvlEdge Triad 42 per side	3-5	RHT42	3726	3987	4933	4096	3165	7212	6215	441	472	1309
	Rhoi	BvlEdge Triad 48 per side	4-6	RHT48	4489	4803	5932	5059	3844	9131	7827	441	472	1309
	Rhoi	BvlEdge Triad 54 per side	4-7	RHT54	4939	5285	6650	5736	4199	10889	9242	441	472	1309
Square 1.5th Top, 29.5h ‡					WS1B	WS2B	SSSB	FXSB	HPLB	MBLB	QRTB	W1L	W2L	MTL
1	Rhoi	BvlEdge Square 42w 42d	4	RHS4242	5926	6341	7135	6295	5367	9413	8417	587	628	1747
	Rhoi	BvlEdge Square 48w 48d	4-8	RHS4848	6347	6791	7789	6917	5702	10987	9687	587	628	1747
	Rhoi	BvlEdge Square 54w 54d	4-8	RHS5454	6796	7272	8508	7594	6058	12745	11098	587	628	1747
	Rhoi	BvlEdge Square 60w 60d	4-8	RHS6060	7277	7786	9285	8327	6431	14689	12655	587	628	1747
Rectangle 1.5th Top, 29.5h ‡					WS1B	WS2B	SSSB	FXSB	HPLB	MBLB	QRTB	W1L	W2L	MTL
1	Rhoi	BvlEdge Rectangle 72w 36d	4-6	RHR7236	7149	7649	8573	7681	6315	12261	10796	587	628	1747
	Rhoi	BvlEdge Rectangle 78w 39d	6-8	RHR7839	7479	8003	9098	8176	6573	13551	11833	587	628	1747
	Rhoi	BvlEdge Rectangle 84w 42d	6-8	RHR8442	7831	8379	9664	8710	6851	14944	12952	587	628	1747
	Rhoi	BvlEdge Rectangle 90w 48d	6-8	RHR9048	8216	8791	10393	9387	7111	17022	14580	587	628	1747
	Rhoi	BvlEdge Rectangle 96w 48d	6-12	RHR9648	8575	9175	10879	9855	7426	17998	15394	587	628	1747
	Rhoi	BvlEdge Rectangle 108w 48d	8-12	RHR10848	9011	9642	11565	10504	7771	19663	16735	587	628	1747
	Rhoi	BvlEdge Rectangle 120w 52d	8-14	RHR12052	12517	13393	15534	14403	11113	25428	21603	587	628	1747
2	Rhoi	BvlEdge Rectangle 132w 52d	8-14	RHR13252	14792	15827	18445	17144	13123	31663	27356	882	944	2619
	Rhoi	BvlEdge Rectangle 144w 52d	10-16	RHR14452	15297	16368	19252	17906	13521	33651	28952	882	944	2619
	Rhoi	BvlEdge Rectangle 156w 56d	10-18	RHR15656	16202	17336	20763	19325	14210	37522	32038	882	944	2619
	Rhoi	BvlEdge Rectangle 168w 56d	10-18	RHR16856	16732	17903	21616	20130	14622	39645	33741	882	944	2619
	Rhoi	BvlEdge Rectangle 180w 56d	12-20	RHR18056	17260	18468	22472	20936	15034	41770	35444	882	944	2619
	Rhoi	BvlEdge Rectangle 192w 60d	12-20	RHR19260	18255	19533	24165	22526	15779	46187	38956	882	944	2619
	Rhoi	BvlEdge Rectangle 204w 60d	12-20	RHR20460	18805	20121	25065	23373	16205	48447	40766	882	944	2619
	Rhoi	BvlEdge Rectangle 216w 60d	14-22	RHR21660	19358	20713	25964	24220	16631	50709	42575	882	944	2619
	Rhoi	BvlEdge Rectangle 240w 60d	16-26	RHR24060	20457	21889	27764	25916	17484	55231	46194	882	944	2619

Continue to the next page for Super-Ellipse shapes and material listings.

▲ See margin notes about converting eligible product numbers for Tuohy QuickShip.

- > To Order, Specify:
 - Description
 - Product Number
 - Top Material (by spec code and material choice); note price.
 - Apron Finish (finish choice)
 - Leg Material (by spec code and material choice); note price.
 - List Price = Top Material \$ plus Leg Material \$.

Example:
 Rhoi BvlEdge Circle 42 diam
 Prod. No.: RHC42 (**TQ** TQRHC42)
 Top: Wood1 WS1B: WL33 Catalan Walnut
 Apron: MRB Resin Black
 Leg: Wood1 W1L: WL33 Catalan Walnut
 List Price: 3726 + 441 = \$4167

- ! Notes:
 - Tables may be ordered parametrically; minimum depth is 36 inches, maximum depth is 60 inches. **TQ** Not available on TQ.
 - Tables other than Circles have radius corners of 4 inches.
 - Tables through 120w are in 1-section; tables over 120w are in 2-sections. Top materials may be further segmented.
 - Tables over 120w will include center electrical base.

Table Sections
 Top materials may be further segmented based on the top material and size specified. Please see page CR2.

- Tables less than 120w, order center base for electrical cable management below.
- Tables 156w or more with Marble or Quartz tops include a center base for each section of top.
- Center bases are veneer or solid wood color, compatible with leg finish.
- See Electrical and Power-Data options—other than Apron Power—for use with Rhoi Tables.

- + Options:
 - For electrical cable management base append EB to product number; add \$1466 list.



TQ = Tuohy QuickShip is available in columns tagged with this symbol.
 To order, insert "TQ" before the product prefix. Ex: TQRHSE723624 replaces RHSE723624.
 Inquire with Customer Service on current lead-times and power-data options.

Top Materials + Leg Materials

Rhoi Tables: Bevel Edge Tops			Seats	Product No.	TQ Wood1	TQ Wood2	TQ Acrylic SS	TQ Fenix®	TQ HPL	Marble	Quartz	Wood1	Wood2	Metal
Super-Ellipse 1.5th Top, 29.5h ±					WS1B	WS2B	SSSB	FXSB	HPLB	MBLB	QRTB	W1L	W2L	MTL
1	Rhoi	BvlEdge S.Ellipse 72w 36/24d	6	RHSE723624	7091	7587	8479	7789	6422	12369	10905	587	628	1747
	Rhoi	BvlEdge S.Ellipse 78w 39/26d	6-8	RHSE783926	7378	7894	9003	8285	6681	13660	11941	587	628	1747
	Rhoi	BvlEdge S.Ellipse 84w 42/28d	6-8	RHSE844228	7772	8316	9570	8818	6960	15052	13060	587	628	1747
	Rhoi	BvlEdge S.Ellipse 90w 48/32d	6-8	RHSE904832	8229	8805	10299	9495	7219	17128	14689	587	628	1747
	Rhoi	BvlEdge S.Ellipse 96w 48/32d	6-10	RHSE964832	8442	9033	10784	9963	7534	18106	15503	587	628	1747
	Rhoi	BvlEdge S.Ellipse 108w 52/34d	8-10	RHSE1085234	9088	9724	11841	10954	7995	20879	17706	587	628	1747
	Rhoi	BvlEdge S.Ellipse 120w 54/36d	8-12	RHSE1205436	12489	13363	15565	14622	11207	26072	22411	587	628	1747
2	Rhoi	BvlEdge S.Ellipse 132w 54/36d	8-12	RHSE1325436	14849	15888	18729	17406	13233	32446	27972	882	944	2619
	Rhoi	BvlEdge S.Ellipse 144w 54/36d	10-14	RHSE1445436	15233	16299	19561	18191	13636	34502	29622	882	944	2619
	Rhoi	BvlEdge S.Ellipse 156w 60/40d	10-16	RHSE1566040	16306	17447	21391	19907	14427	39329	33454	882	944	2619
	Rhoi	BvlEdge S.Ellipse 168w 60/40d	10-16	RHSE1686040	16858	18038	22291	20754	14851	41589	35263	882	944	2619
	Rhoi	BvlEdge S.Ellipse 180w 60/40d	10-16	RHSE1806040	17407	18625	23191	21603	15279	43850	37971	882	944	2619
	Rhoi	BvlEdge S.Ellipse 192w 60/40d	12-20	RHSE1926040	17958	19215	24196	22557	15809	46217	38987	882	944	2619
	Rhoi	BvlEdge S.Ellipse 204w 60/40d	12-20	RHSE2046040	18510	19806	25097	23404	16236	48479	40796	882	944	2619
	Rhoi	BvlEdge S.Ellipse 216w 60/40d	14-22	RHSE2166040	19060	20394	25997	24251	16661	50739	42605	882	944	2619

▲ See margin notes about converting eligible product numbers for Tuohy QuickShip.

- To Order, Specify:
 - Description
 - Product Number
 - Top Material (by spec code and material choice); note price.
 - Apron Finish (finish choice)
 - Leg Material (by spec code and material choice); note price.
 - List Price = Top Material \$ plus Leg Material \$.

Example:
 Rhoi BvlEdge S-Ellipse 72w 36/24d
 Prod. No.: RHSE723624 (**TQ** TORHSE723624)
 Top: Wood1 WS1B: AN89 Light Anigre
 Apron: MRSA Resin Satin Aluminum
 Leg: Wood1 W1L: WL33 Catalan Walnut
 List Price: 7091 + 587 = \$7678

- ! Notes:
 - Tables may be ordered parametrically; minimum depth is 36 inches, maximum depth is 60 inches. **TQ** Not available on TQ.
 - Tables other than Circles have radius corners of 4 inches.
 - Tables through 120w are in 1-section; tables over 120w are in 2-sections. Top materials may be further segmented.
 - Tables over 120w will include center electrical base.
 - Tables less than 120w, order center base for electrical cable management below.
 - Tables 156w or more with Marble or Quartz tops include a center base for each section of top.
 - Center bases are veneer or solid wood color, compatible with leg finish.
 - See Electrical and Power-Data options—other than Apron Power—for use with Rhoi Tables.

- + Options:
 - For electrical cable management base append EB to product number; add \$1466 list.

Table Sections
 Top materials may be further segmented based on the top material and size specified. Please see page CR2.

Top Materials

- TQ** Wood1 WS1B
 AN89 Light Anigre
 AS22 Blanco Ash
 CH45 Light Cherry
 MP57 Light Maple
 MP61 White Maple
 SOX6 Sand Oak
 SSX2 Striped Sand
 WL16 American Walnut
 WL20 Australian Walnut
 WL35 Scandia Walnut
 WL79 Sumatra Walnut
 WO21 Rift White Oak
 WO4 Ebony Oak
- TQ** Wood2 WS2B
 BS28 Whitened Oak
 BS30 Mateo Gray
 CH49 Medium Cherry
 CH53 Dark Cherry
 FB14 Flamed Black
 FG11 Flamed Gray
 FS10 Flamed Sand
 FWX9 Flamed White
 MH95 Medium Mahogany
 MH97 Dark Mahogany
 SP73 Medium Sapele
 WL25 Capella Walnut
 WL31 Onyx Walnut
 WL33 Catalan Walnut
 WN13 Wenge
 WO38 Tangiers Oak

- TQ** Acrylic Solid Surface SSSB
 Avonite® 8256 Polaris

 Fenix® NTM FXSB
 30 Bianco Alaska
 718 Grigio Londra
 720 Nero Ingo
- TQ** HPL HPLB
 Formica® 949 White
- Marble MBLB
 Carrara
- Quartz QRTB
 All standard Cambria® colors except:
 Cambria Matte™
 Luxury Design Series

Apron Finish

- TQ** Metal
 MRB Resin Black
 MRBM Resin Black Matte
 MRW Resin White
 MRSA Resin Satin Aluminum
 MRTG Resin Thunder Gray

Leg Materials

- Wood1 W1L
 WL33 Catalan Walnut
 WL35 Scandia Walnut
 WL79 Sumatra Walnut
 WO38 Tangiers Oak
- Wood2 W2L
 FWX9 Flamed White



TUOHY

