


Genevieve Club Lounge



Product No.	Dimensions	Fabric \$							Leather \$				
GEN1 (Wd1 Surround)	30w	COM	5120	F6	5592	F12	6052	COL	5887	L6	8047		
	30d	F1	5388	F7	5648	F13	6164	L1	6823	L7	8407		
	29h	F2	5420	F8	5712	F14	6288	L2	6967	L8	8839		
	25ah	F3	5456	F9	5784	F15	6428	L3	7183	L9	9415		
	17sh	F4	5496	F10	5864	F16	6588	L4	7399	L10	10063		
	4 yds, 72 sf	F5	5540	F11	5952	F17	6764	L5	7687	L11	10783		
(Wd2 Surround)	30w	COM	5478	F6	5950	F12	6410	COL	6299	L6	8459		
	30d	F1	5746	F7	6006	F13	6522	L1	7235	L7	8819		
	29h	F2	5778	F8	6070	F14	6646	L2	7379	L8	9251		
	25ah	F3	5814	F9	6142	F15	6786	L3	7595	L9	9827		
	17sh	F4	5854	F10	6222	F16	6946	L4	7811	L10	10475		
	4 yds, 72 sf	F5	5898	F11	6310	F17	7122	L5	8099	L11	11195		
GENU1 (Uphol Surround)	30w	COM	4499	F6	5325	F12	6130	COL	5174	L6	8954		
	30d	F1	4968	F7	5423	F13	6326	L1	6812	L7	9584		
	29h	F2	5024	F8	5535	F14	6543	L2	7064	L8	10340		
	25ah	F3	5087	F9	5661	F15	6788	L3	7442	L9	11348		
	17sh	F4	5157	F10	5801	F16	7068	L4	7820	L10	12482		
	7 yds, 126 sf	F5	5234	F11	5955	F17	7376	L5	8324	L11	13742		

Standard metal finish is MPC Polished Chrome.
For Resin Brushed Steel, add R to the product number; deduct \$100.

Shipping address for COM/COL materials and memo samples:
TUOHY Furniture Corporation, Upholstery Receiving Dept, 1323 W 132nd St, Gardena, CA 90247

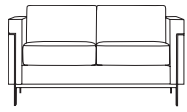


Please provide tagging information as needed for your project.

IMPORTANT! Additional yardage may be required for fabrics less than 54 inches wide and/or having more than a nominal vertical repeat or pattern. Use the Additional Yardage (+YDG) requirements listed in the TUOHY Upholstery Partnership Guides for each upholstery offering to re-calculate the yardage or square footage needed for a given pattern. See also Table 2 on page D2.

Category	Pattern	Grade
Faux-Leather	Silex	F3
Leather	Lena	L1

Genevieve Settee



Product No.	Dimensions	Fabric \$						Leather \$				
GEN2 (Wd1 Surround)	52w	COM	6981	F6	7748	F12	8496	COL	8028	L6	11538	
	30d	F1	7417	F7	7839	F13	8678	L1	9549	L7	12123	
	29h	F2	7469	F8	7943	F14	8879	L2	9783	L8	12825	
	25ah	F3	7527	F9	8060	F15	9107	L3	10134	L9	13761	
	17sh	F4	7592	F10	8190	F16	9367	L4	10485	L10	14814	
	6.5 yds, 117 sf	F5	7664	F11	8333	F17	9653	L5	10953	L11	15984	
(Wd2 Surround)	52w	COM	7470	F6	8237	F12	8985	COL	8590	L6	12100	
	30d	F1	7906	F7	8328	F13	9167	L1	10111	L7	12685	
	29h	F2	7958	F8	8432	F14	9368	L2	10345	L8	13387	
	25ah	F3	8016	F9	8549	F15	9596	L3	10696	L9	14323	
	17sh	F4	8081	F10	8679	F16	9856	L4	11047	L10	15376	
	6.5 yds, 117 sf	F5	8153	F11	8822	F17	10142	L5	11515	L11	16546	
GENU2 (Uphol Surround)	52w	COM	5846	F6	7380	F12	8875	COL	6723	L6	13743	
	30d	F1	6717	F7	7562	F13	9239	L1	9765	L7	14913	
	29h	F2	6821	F8	7770	F14	9642	L2	10233	L8	16317	
	25ah	F3	6938	F9	8004	F15	10097	L3	10935	L9	18189	
	17sh	F4	7068	F10	8264	F16	10617	L4	11637	L10	20295	
	13 yds, 234 sf	F5	7211	F11	8550	F17	11189	L5	12573	L11	22635	

Standard metal finish is MPC Polished Chrome.
 For Resin Brushed Steel, add R to the product number; deduct \$100.

Shipping address for COM/COL materials and memo samples:
 TUOHY Furniture Corporation, Upholstery Receiving Dept, 1323 W 132nd St, Gardena, CA 90247

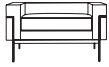


Please provide tagging information as needed for your project.

IMPORTANT! Additional yardage may be required for fabrics less than 54 inches wide and/or having more than a nominal vertical repeat or pattern. Use the Additional Yardage (+YDG) requirements listed in the TUOHY Upholstery Partnership Guides for each upholstery offering to re-calculate the yardage or square footage needed for a given pattern. See also Table 2 on page D2.

Category	Pattern	Grade
Faux-Leather	Sillex	F3
Leather	Lena	L1

Genevieve Single Bench



Product No.	Dimensions	Fabric \$						Leather \$				
GENB1 (Wd1 Surround)	30w	COM	4936	F6	5408	F12	5868	COL	5676	L6	7836	
	22d	F1	5204	F7	5464	F13	5980	L1	6612	L7	8196	
	20h	F2	5236	F8	5528	F14	6104	L2	6756	L8	8628	
		F3	5272	F9	5600	F15	6244	L3	6972	L9	9204	
	16sh	F4	5312	F10	5680	F16	6404	L4	7188	L10	9852	
	4 yds, 72 sf	F5	5356	F11	5768	F17	6580	L5	7476	L11	10572	
	(Wd2 Surround)	30w	COM	5282	F6	5754	F12	6214	COL	6073	L6	8233
		22d	F1	5550	F7	5810	F13	6326	L1	7009	L7	8593
		20h	F2	5582	F8	5874	F14	6450	L2	7153	L8	9025
			F3	5618	F9	5946	F15	6590	L3	7369	L9	9601
16sh		F4	5658	F10	6026	F16	6750	L4	7585	L10	10249	
4 yds, 72 sf		F5	5702	F11	6114	F17	6926	L5	7873	L11	10969	
GENBU1 (Uphol Surround)		30w	COM	4236	F6	4944	F12	5634	COL	4871	L6	8111
		22d	F1	4638	F7	5028	F13	5802	L1	6275	L7	8651
		20h	F2	4686	F8	5124	F14	5988	L2	6491	L8	9299
			F3	4740	F9	5232	F15	6198	L3	6815	L9	10163
	16sh	F4	4800	F10	5352	F16	6438	L4	7139	L10	11135	
	6 yds, 108 sf	F5	4866	F11	5484	F17	6702	L5	7571	L11	12215	

Standard metal finish is MPC Polished Chrome.
For Resin Brushed Steel, add R to the product number; deduct \$100.

Genevieve Double Bench



GENB2 (Wd1 Surround)	52w	COM	6309	F6	6781	F12	7241	COL	7255	L6	9415	
	22d	F1	6577	F7	6837	F13	7353	L1	8191	L7	9775	
	20h	F2	6609	F8	6901	F14	7477	L2	8335	L8	10207	
		F3	6645	F9	6973	F15	7617	L3	8551	L9	10783	
	16sh	F4	6685	F10	7053	F16	7777	L4	8767	L10	11431	
	4 yds, 72 sf	F5	6729	F11	7141	F17	7953	L5	9055	L11	12151	
	(Wd2 Surround)	52w	COM	6751	F6	7223	F12	7683	COL	7763	L6	9923
		22d	F1	7019	F7	7279	F13	7795	L1	8699	L7	10283
		20h	F2	7051	F8	7343	F14	7919	L2	8843	L8	10715
			F3	7087	F9	7415	F15	8059	L3	9059	L9	11291
16sh		F4	7127	F10	7495	F16	8219	L4	9275	L10	11939	
4 yds, 72 sf		F5	7171	F11	7583	F17	8395	L5	9563	L11	12659	
GENBU2 (Uphol Surround)		52w	COM	5275	F6	5983	F12	6673	COL	6066	L6	9306
		22d	F1	5677	F7	6067	F13	6841	L1	7470	L7	9846
		20h	F2	5725	F8	6163	F14	7027	L2	7686	L8	10494
			F3	5779	F9	6271	F15	7237	L3	8010	L9	11358
	16sh	F4	5839	F10	6391	F16	7477	L4	8334	L10	12330	
	6 yds, 108 sf	F5	5905	F11	6523	F17	7741	L5	8766	L11	13410	

Standard metal finish is MPC Polished Chrome.
For Resin Brushed Steel, add R to the product number; deduct \$100.

Shipping address for COM/COL materials and memo samples:
TUOHY Furniture Corporation, Upholstery Receiving Dept, 1323 W 132nd St, Gardena, CA 90247



Please provide tagging information as needed for your project.

Genevieve Triple Bench



Product No.	Dimensions	Fabric \$							Leather \$			
GENB3 (Wd1 Surround)	74w	COM	7475	F6	8419	F12	9339	COL	8596	L6	12916	
	22d	F1	8011	F7	8531	F13	9563	L1	10468	L7	13636	
	20h	F2	8075	F8	8659	F14	9811	L2	10756	L8	14500	
		F3	8147	F9	8803	F15	10091	L3	11188	L9	15652	
	16sh	F4	8227	F10	8963	F16	10411	L4	11620	L10	16948	
	8 yds, 144 sf	F5	8315	F11	9139	F17	10763	L5	12196	L11	18388	
	(Wd2 Surround)	74w	COM	7998	F6	8942	F12	9862	COL	9198	L6	13518
		22d	F1	8534	F7	9054	F13	10086	L1	11070	L7	14238
		20h	F2	8598	F8	9182	F14	10334	L2	11358	L8	15102
			F3	8670	F9	9326	F15	10614	L3	11790	L9	16254
16sh		F4	8750	F10	9486	F16	10934	L4	12222	L10	17550	
8 yds, 144 sf		F5	8838	F11	9662	F17	11286	L5	12798	L11	18990	
GENBU3 (Uphol Surround)		74w	COM	6167	F6	7583	F12	8963	COL	7092	L6	13572
		22d	F1	6971	F7	7751	F13	9299	L1	9900	L7	14652
		20h	F2	7067	F8	7943	F14	9671	L2	10332	L8	15948
			F3	7175	F9	8159	F15	10091	L3	10980	L9	17676
	16sh	F4	7295	F10	8399	F16	10571	L4	11628	L10	19620	
	12 yds, 216 sf	F5	7427	F11	8663	F17	11099	L5	12492	L11	21780	

Standard metal finish is MPC Polished Chrome.
For Resin Brushed Steel, add R to the product number; deduct \$100.

Genevieve Quad Bench



GENB4 (Wd1 Surround)	96w	COM	8083	F6	9263	F12	10413	COL	9295	L6	14695	
	22d	F1	8753	F7	9403	F13	10693	L1	11635	L7	15595	
	20h	F2	8833	F8	9563	F14	11003	L2	11995	L8	16675	
		F3	8923	F9	9743	F15	11353	L3	12535	L9	18115	
	16sh	F4	9023	F10	9943	F16	11753	L4	13075	L10	19735	
	10 yds, 180 sf	F5	9133	F11	10163	F17	12193	L5	13795	L11	21535	
	(Wd2 Surround)	96w	COM	8649	F6	9829	F12	10979	COL	9946	L6	15346
		22d	F1	9319	F7	9969	F13	11259	L1	12286	L7	16246
		20h	F2	9399	F8	10129	F14	11569	L2	12646	L8	17326
			F3	9489	F9	10309	F15	11919	L3	13186	L9	18766
16sh		F4	9589	F10	10509	F16	12319	L4	13726	L10	20386	
10 yds, 180 sf		F5	9699	F11	10729	F17	12759	L5	14446	L11	22186	
GENBU4 (Uphol Surround)		96w	COM	6880	F6	8532	F12	10142	COL	7912	L6	15472
		22d	F1	7818	F7	8728	F13	10534	L1	11188	L7	16732
		20h	F2	7930	F8	8952	F14	10968	L2	11692	L8	18244
			F3	8056	F9	9204	F15	11458	L3	12448	L9	20260
	16sh	F4	8196	F10	9484	F16	12018	L4	13204	L10	22528	
	14 yds, 252 sf	F5	8350	F11	9792	F17	12634	L5	14212	L11	25048	

Standard metal finish is MPC Polished Chrome.
For Resin Brushed Steel, add R to the product number; deduct \$100.

> See also: Genevieve Tables

Shipping address for COM/COL materials and memo samples:
TUOHY Furniture Corporation, Upholstery Receiving Dept, 1323 W 132nd St, Gardena, CA 90247

Please provide tagging information as needed for your project.

