

PRICING & SPECIFICATION GUIDE  
Uffizi Conference

June 1, 2021

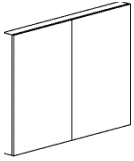


Design: **Archinet**

Conference: **Uffizi**

Wall Visual Boards	CU4
Wall Shelves	CU4
Lecterns	CU4
Utility Consoles	CU5
Wall Credenzas	CU6
Credenza Tops	CU9
Credenza Shells	CU10
Pencil-Stop Trim	CU12
T-Panels	CU13
Modesty Panels	CU13
Pedestals	CU14
Back Panels	CU16
Back Panel Accessories	CU21
Tables	CU22

Wall Visual Boards



		Product No.	List \$	Product No.	List \$
White Porcelain Marker Board 4.3d COM yds		Wood1 Doors		BPGlass Doors	
Visual Board 36w x 36h	1.25	TUVBW.3636	4760	TUVBG.3636	5541
Visual Board 48w x 36h	1.25	TUVBW.4836	4949	TUVBG.4836	5978
• Visual Board 48w x 48h	1.55	TUVBW.4848	5139	TUVBG.4848	6171
Visual Board+Screen 48w x 48h	1.55	TUVSW.4848	5468	TUVSG.4848	6501

! Notes

Includes Map Rail, mounting kit, markers and eraser.

BPGlass Doors frame finish is MBN Brushed Nickel.

Interior door tack surface is COM fabric; see TUOHY's graded-in fabric partnership programs.

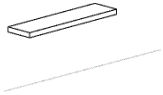
Interior marker board surface is white porcelain and is magnet-ready for posting notes.

+ Options:

Specify BPGlass (back-painted glass) color: S.BLK Black or S.BWT White. Color matching available.

For additional Map Rails, specify Option MR, add \$100 each.

Wall Shelves



For On-Site Installation	9d	2h	Wood1		
• Wall Shelf 36w			TUWS.36	746	
Wall Shelf 48w			TUWS.48	975	
Wall Shelf 60w			TUWS.60	1077	
Wall Shelf 72w			TUWS.72	1235	
Wall Shelf 90w			TUWS.90	1473	

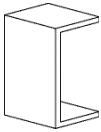
! Notes

Maximum load rating on Wall Shelves is 20 pounds per linear foot.

+ Options:

Acrylic Solid Surface shelves are available on a project basis; inquire for pricing and ordering information.

Lecterns

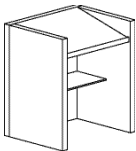


	Wood1		
Open Lectern 21w x 18d x 40h	CULMA.2118	4537	

+ Options:

Acrylic Solid Surface shells are available on a project basis; inquire for pricing and ordering information.

Lecterns



	Wood1		
Enclosed Lectern 30w x 24d x 44.4h	CULF.3024	5103	

Metal finish for shelf is MRBAS Resin Brushed Aluminum with Steel Tint (~MBN).

+ Options:

Acrylic Solid Surface shells are available on a project basis; inquire for pricing and ordering information.

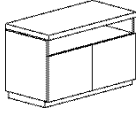
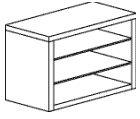


Specify: Product Number  
Quantity  
Tagging  
Metal Finish  
Wood Finish

• Denotes Item is illustrated.  
‡ Requires field sub-assembly.

Prices listed in Wood1 Finishes.

Utility Consoles



	Product No.	List \$	Product No.	List \$	Product No.	List \$
30w 29.5h Shelves	15d		18d		24d	
UtilShv UnfinishedBk	CUSPU.3015	2685	CUSPU.3018	3249	CUSPU.3024	3394
UtilShv FinishedBk	CUSPF.3015	2776	CUSPF.3018	3355	CUSPF.3024	3499
• UtilShv UnfinBk w/Opening	CUSPX.3015	2746	CUSPX.3018	3320		

30w 29.5h Cabinet			18d		24d	
UtilCab UnfinishedBk			CUCPU.3018	3810	CUCPU.3024	3952
UtilCab FinishedBk			CUCPF.3018	3917	CUCPF.3024	4058
• UtilCab UnfinBk w/Opening			CUCPX.3018	3659		

! Notes

Units are available with a closed or open shelf/back, as listed above.

Prices shown regard Wood1 finishes; see the Intro section of this price list for finish options.

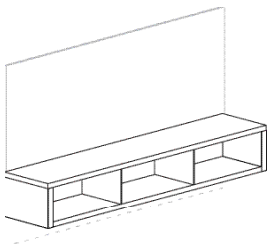
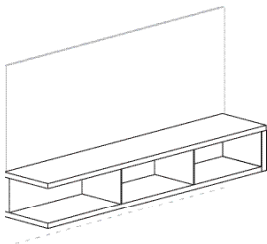
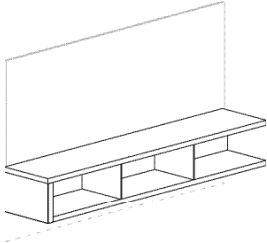
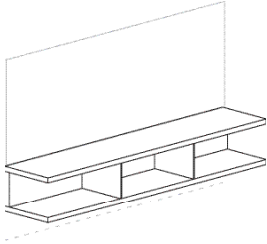
Metal finish for shelves is MRBAS Resin Brushed Aluminum with Steel Tint (~MBN).

Metal finish for toeboards is MSBN Satin Brushed Nickel (~MBN).

+ Options:

For Cabinet door locks, specify Option LD; add \$162.

Wall Credenzas/Shelving



(11.5 from floor)

			Product No.	List \$
18d 18h Open Ends	w	Shvs	Wood1 Finishes	
WCred18: OpenEndShlvg1 72	72	2	CVEFN.72	3652
• WCred18: OpenEndShlvg1 90	90	3	CVEFN.90	4345

18d 18h Closed Left	w	Shvs	Wood1 Finishes	
WCred18: ClosedLeftShlvg1 72	72	2	CVEFL.72	3865
• WCred18: ClosedLeftShlvg1 90	90	3	CVEFL.90	4559

18d 18h Closed Right	w	Shvs	Wood1 Finishes	
WCred18: ClosedRightShlvg1 72	72	2	CVEFR.72	3865
• WCred18: ClosedRightShlvg1 90	90	3	CVEFR.90	4559

18d 18h Closed Ends	w	Shvs	Wood1 Finishes	
WCred18: ClosedEndShlvg1 18	18	1	CVEFD.18	2001
WCred18: ClosedEndShlvg1 36	36	1	CVEFD.36	2695
WCred18: ClosedEndShlvg1 54	54	2	CVEFD.54	3386
WCred18: ClosedEndShlvg1 72	72	2	CVEFD.72	4079
WCred18: ClosedEndShlvg1 90	90	3	CVEFD.90	4771

! Notes:

- Metal dividers are MRBAS Resin Brushed Aluminum with Steel Tint finish (~MBN).
- Load rating on open-end modules is 20 lbs/lin-ft and 50 lbs/lin-ft on closed-end modules.
- All vertical face panels have horizontal veneers; quartered and rift veneers are recommended.
- Wall-mount cleats are included for field installation.
- 18h units are hung at 29.5h, with 11.5h clearance to the floor.
- Confirm wall power/data outlet locations if being installed nearby.
- !! Wall construction must be able to accept wall-hung furniture. Avoid sitting/standing on furniture.

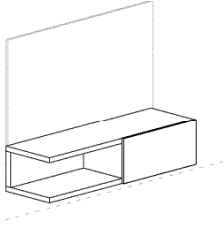


Specify: Product Number  
Quantity  
Tagging  
Metal Finish  
Wood Finish

- Denotes Item is illustrated.
- ‡ Requires field sub-assembly.

Prices listed in Wood1 Finishes.

Wall Credenzas/Sliding Doors



		Product No.	List \$	Product No.	List \$
18.8d 18h Open End	w	Wood1 Doors		BPGlass Doors	
WCred18:Slide1LH-Open 36	36	CVHFL.36	3035	CVJFL.36	3542
WCred18:Slide1LH-Open 54	54	CVHFL.54	3527	CVJFL.54	4094
• WCred18:Slide1LH-Open 60	60	CVHFL.60	4124	CVJFL.60	4778
WCred18:Slide1LH-Open 72	72	CVHFL.72	4508	CVJFL.72	5306
WCred18:Slide1RH-Open 36	36	CVHFR.36	3035	CVJFR.36	3542
WCred18:Slide1RH-Open 54	54	CVHFR.54	3527	CVJFR.54	4094
WCred18:Slide1RH-Open 60	60	CVHFR.60	4124	CVJFR.60	4778
WCred18:Slide1RH-Open 72	72	CVHFR.72	4508	CVJFR.72	5306
WCred18:Slide1-OpenEnd 108 [2]	108	CVHFN.108	7054	CVJFN.108	8190
WCred18:Slide1-OpenEnd 120 [2]	120	CVHFN.120	8246	CVJFN.120	9555
WCred18:Slide1-OpenEnd 144 [2]	144	CVHFN.144	9015	CVJFN.144	10612

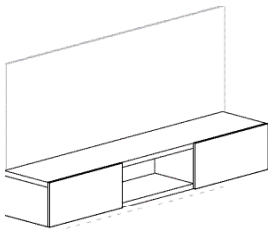
! Notes:

- [2] Denotes units are built and shipped in 2-sections.
- All vertical face panels have horizontal veneers; quartered and rift veneers are recommended.
- All case parts (except doors) have TUOHY Wood1 Finishes.
- 18h units are hung at 29.5h, with 11.5h clearance to the floor.
- Confirm wall power/data outlet locations if being installed nearby.
- Metal dividers are MRBAS Resin Brushed Aluminum with Steel Tint finish (~MBN).
- Glass door frame finish is MBN Brushed Nickel.

!! Wall construction must be able to accept wall-hung furniture. Avoid sitting/standing on furniture.

+ Options:

Specify BPGlass (back-painted glass) color: S.BLK Black or S.BWT White. Color matching available.



(11.5 from floor)

		Product No.	List \$	Product No.	List \$
18.8d 18h Closed End	w	Wood1 Doors		BPGlass Doors	
WCredenza18: SlidingDoor1 36	36	CVHFD.36	3248	CVJFD.36	3753
WCredenza18: SlidingDoor1 54	54	CVHFD.54	3742	CVJFD.54	4308
WCredenza18: SlidingDoor1 60	60	CVHFD.60	4337	CVJFD.60	4988
WCredenza18: SlidingDoor1 72	72	CVHFD.72	4722	CVJFD.72	5518
• WCredenza18: SlidingDoor1 90	90	CVHFD.90	5835	CVJFD.90	7334

! Notes:

- Metal dividers are MRBAS Resin Brushed Aluminum with Steel Tint finish (~MBN).
- Glass door frame finish is MBN Brushed Nickel.
- All vertical face panels have horizontal veneers; quartered and rift veneers are recommended.
- Wall-mount cleats are included for field installation.
- Units with closed ends and one sliding door are non-handed; the door can rest on either side.
- Units under 90w have one door; units 90 and over have two doors.
- 18h units are hung at 29.5h, with 11.5h clearance to the floor.
- Confirm wall power/data outlet locations if being installed nearby.

!! Wall construction must be able to accept wall-hung furniture. Avoid sitting/standing on furniture.

+ Options:

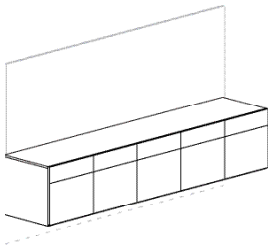
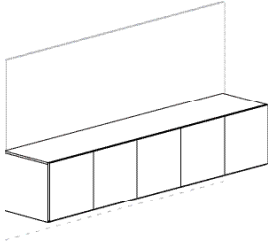
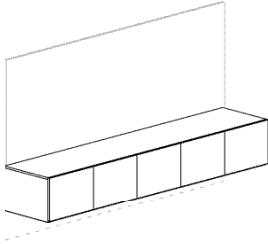
Specify BPGlass (back-painted glass) color: S.BLK Black or S.BWT White. Color matching available.

Specify: Product Number  
Quantity  
Tagging  
Metal Finish  
Wood Finish

- Denotes Item is illustrated.
- ‡ Requires field sub-assembly.

Prices listed in Wood1 Finishes.

Wall Credenzas/Cabinet Doors



(11.5 from floor)

		Product No.	List \$
18d 18h (Top & Cleat Included)	w	Wood1 Doors	
WCredenza18: Cabinet1 LH 18	18	CVFHD.18	2273
WCredenza18: Cabinet1 RH 18	18	CVFJD.18	2273
WCredenza18: Cabinet1 36	36	CVFKD.36	2895
WCredenza18: Cabinet1 54	54	CVFKD.54	3443
WCredenza18: Cabinet1 72	72	CVFKD.72	3988
• WCredenza18: Cabinet1 90	90	CVFKD.90	4721

		Product No.	List \$
18d 25h (Top & Cleat Included)	w	Wood1 Doors	
WBuffer18: Cabinet2 LH 18	18	CVFLD.18	2777
WBuffer18: Cabinet2 RH 18	18	CVFMD.18	2777
WBuffer18: Cabinet2 36	36	CVFND.36	3473
WBuffer18: Cabinet2 54	54	CVFND.54	4902
WBuffer18: Cabinet2 72	72	CVFND.72	6335
• WBuffer18: Cabinet2 90	90	CVFND.90	7341

		Product No.	List \$
18d 25h (Top & Cleat Included)	w	Wood1 Doors	
WBuffer18: Box/Cabinet LH 18	18	CVFPD.18	3261
WBuffer18: Box/Cabinet RH 18	18	CVFQD.18	3261
WBuffer18: Box/Cabinet 36	36	CVFRD.36	4442
WBuffer18: Box/Cabinet 54	54	CVFRD.54	6351
WBuffer18: Box/Cabinet 72	72	CVFRD.72	8267
• WBuffer18: Box/Cabinet 90	90	CVFRD.90	10239

! Notes:

All vertical face panels have horizontal veneers; quartered and rift veneers are recommended.

Credenza Tops are included; do not order separately.

Wall-mount cleats are included for field installation.

25h units are hung at 36.5h, with 11.5h clearance to the floor.

Confirm wall power/data outlet locations if being installed nearby.

!! Wall construction must be able to accept wall-hung furniture. Avoid sitting/standing on furniture.

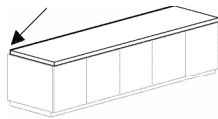
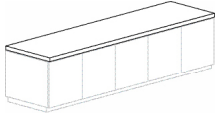
Specify: Product Number  
Quantity  
Tagging  
Metal Finish  
Wood Finish

• Denotes Item is illustrated.  
‡ Requires field sub-assembly.

Prices listed in Wood1 Finishes.



Credenza Tops



				Product No.	List \$
Top Only	w	24d	29.5h (installed)	2-in Top	
CredenzaTop24: 18	18			CFCB.1824	1214
CredenzaTop24: 30	30			CFCB.3024	1295
CredenzaTop24: 36	36			CFCB.3624	1337
CredenzaTop24: 48	48			CFCB.4824	1416
CredenzaTop24: 54	54			CFCB.5424	1456
CredenzaTop24: 60	60			CFCB.6024	1500
CredenzaTop24: 66	66			CFCB.6624	1534
CredenzaTop24: 72	72			CFCB.7224	1577
CredenzaTop24: 78	78			CFCB.7824	1614
CredenzaTop24: 84	84			CFCB.8424	1657
• CredenzaTop24: 90	90			CFCB.9024	1698
CredenzaTop24: 108	108			CFCB.10824	1801
CredenzaTop24: 120	120			CFCB.12024	1909
Top +Cord Slot +Stop	w	24d	29.5h (installed)	2-in Top	
CredenzaTop24X: 18	18			CFDB.1824	1108
CredenzaTop24X: 30	30			CFDB.3024	1536
CredenzaTop24X: 36	36			CFDB.3624	1605
CredenzaTop24X: 48	48			CFDB.4824	1713
CredenzaTop24X: 54	54			CFDB.5424	1781
CredenzaTop24X: 60	60			CFDB.6024	1848
CredenzaTop24X: 66	66			CFDB.6624	1914
CredenzaTop24X: 72	72			CFDB.7224	1983
CredenzaTop24X: 78	78			CFDB.7824	2044
CredenzaTop24X: 84	84			CFDB.8424	2115
CredenzaTop24X: 90	90			CFDB.9024	2183
CredenzaTop24X: 108	108			CFDB.10824	2312
CredenzaTop24X: 120	120			CFDB.12024	2449

! Notes:

This listing is of credenza tops only; tops are 2-inches thick.  
 Cord Slots allow for continuous wire management behind the top and include a pencil stop.  
 Maximum open span under tops is 66-in; use bases/pedestals accordingly.  
 Finish is MRBAS Resin Brushed Aluminum with Steel Tint (~MBN).

+ Options:

For owner-supplied stone tops (templates provided), specify Option ST.  
 Acrylic Solid Surface tops are available on a project basis; inquire for pricing and ordering information.

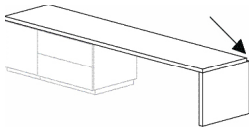
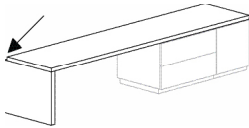
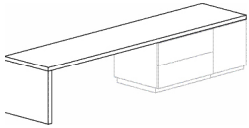


Specify: Product Number  
 Quantity  
 Tagging  
 Metal Finish  
 Wood Finish

• Denotes Item is illustrated.  
 ‡ Requires field sub-assembly.

Prices listed in Wood1 Finishes.

Credenza Shells



			Product No.	List \$	Product No.	List \$
Single End Panel—Flush	w	24d	29.5h Credenza		36.5h Buffet	
CredenzaTop/Panel24: 30	30		CFEB.3024	2628	TFEB.3024	2771
CredenzaTop/Panel24: 36	36		CFEB.3624	2648	TFEB.3624	2791
CredenzaTop/Panel24: 48	48		CFEB.4824	2727	TFEB.4824	2868
CredenzaTop/Panel24: 54	54		CFEB.5424	2764	TFEB.5424	2907
CredenzaTop/Panel24: 60	60		CFEB.6024	2838	TFEB.6024	2980
CredenzaTop/Panel24: 66	66		CFEB.6624	2886	TFEB.6624	3028
CredenzaTop/Panel24: 72	72		CFEB.7224	2923	TFEB.7224	3064
CredenzaTop/Panel24: 78	78		CFEB.7824	3304	TFEB.7824	3447
CredenzaTop/Panel24: 84	84		CFEB.8424	3696	TFEB.8424	3837
CredenzaTop/Panel24: 90	90		CFEB.9024	3773	TFEB.9024	3914
CredenzaTop/Panel24: 108	108		CFEB.10824	4300	TFEB.10824	4445
CredenzaTop/Panel24: 120	120		CFEB.12024	4644	TFEB.12024	4787

			Product No.	List \$	Product No.	List \$
Single End Panel—LH Extended	w	26.6d	29.5h Credenza		36.5h Buffet	
CredenzaTop/Panel24LHX: 30	30		CFGB.3024	2996	TFGB.3024	3138
CredenzaTop/Panel24LHX: 36	36		CFGB.3624	3039	TFGB.3624	3182
CredenzaTop/Panel24LHX: 48	48		CFGB.4824	3145	TFGB.4824	3288
CredenzaTop/Panel24LHX: 54	54		CFGB.5424	3214	TFGB.5424	3355
CredenzaTop/Panel24LHX: 60	60		CFGB.6024	3312	TFGB.6024	3453
CredenzaTop/Panel24LHX: 66	66		CFGB.6624	3387	TFGB.6624	3529
CredenzaTop/Panel24LHX: 72	72		CFGB.7224	3449	TFGB.7224	3592
CredenzaTop/Panel24LHX: 78	78		CFGB.7824	3860	TFGB.7824	4003
CredenzaTop/Panel24LHX: 84	84		CFGB.8424	4279	TFGB.8424	4419
CredenzaTop/Panel24LHX: 90	90		CFGB.9024	4383	TFGB.9024	4523
CredenzaTop/Panel24LHX: 108	108		CFGB.10824	4936	TFGB.10824	5079
CredenzaTop/Panel24LHX: 120	120		CFGB.12024	5306	TFGB.12024	5446

			Product No.	List \$	Product No.	List \$
Single End Panel—RH Extended	w	26.6d	29.5h Credenza		36.5h Buffet	
CredenzaTop/Panel24RHX: 30	30		CFHB.3024	2996	TFHB.3024	3138
CredenzaTop/Panel24RHX: 36	36		CFHB.3624	3039	TFHB.3624	3182
CredenzaTop/Panel24RHX: 48	48		CFHB.4824	3145	TFHB.4824	3288
CredenzaTop/Panel24RHX: 54	54		CFHB.5424	3214	TFHB.5424	3355
CredenzaTop/Panel24RHX: 60	60		CFHB.6024	3312	TFHB.6024	3453
CredenzaTop/Panel24RHX: 66	66		CFHB.6624	3387	TFHB.6624	3529
CredenzaTop/Panel24RHX: 72	72		CFHB.7224	3449	TFHB.7224	3592
CredenzaTop/Panel24RHX: 78	78		CFHB.7824	3860	TFHB.7824	4003
CredenzaTop/Panel24RHX: 84	84		CFHB.8424	4279	TFHB.8424	4419
CredenzaTop/Panel24RHX: 90	90		CFHB.9024	4383	TFHB.9024	4523
CredenzaTop/Panel24RHX: 108	108		CFHB.10824	4936	TFHB.10824	5079
CredenzaTop/Panel24RHX: 120	120		CFHB.12024	5306	TFHB.12024	5446

! Notes:

- Tops and end panels are 2-inches thick.
- All vertical face panels have horizontal veneers; quartered and rift veneers are recommended.
- Max. open span under tops is 96-in; use bases/pedestals accordingly.
- Extended units allow for continuous wire management on the rear edge and include a pencil stop.
- Finish for Pencil Stop is MRBAS Resin Brushed Aluminum with Steel Tint (~MBN).

+ Options/Parametrics:

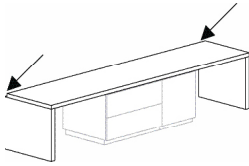
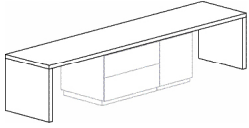
- For owner-supplied stone tops (templates provided), specify Option ST.
- Acrylic Solid Surface tops are available on a project basis; inquire for pricing and ordering information.

Specify: Product Number  
 Quantity  
 Tagging  
 Metal Finish  
 Wood Finish

- Denotes Item is illustrated.
- ‡ Requires field sub-assembly.

Prices listed in Wood1 Finishes.

Credenza Shells (cont.)



		Product No.	List \$	Product No.	List \$
Double End Panels—Flush w 24d		29.5h Credenza		36.5h Buffet	
CredenzaTop/DbfPanel24: 30	30	CFFB.3024	3207	TFFB.3024	3490
CredenzaTop/DbfPanel24: 36	36	CFFB.3624	3219	TFFB.3624	3504
CredenzaTop/DbfPanel24: 48	48	CFFB.4824	3300	TFFB.4824	3584
CredenzaTop/DbfPanel24: 54	54	CFFB.5424	3338	TFFB.5424	3621
CredenzaTop/DbfPanel24: 60	60	CFFB.6024	3409	TFFB.6024	3695
CredenzaTop/DbfPanel24: 66	66	CFFB.6624	3460	TFFB.6624	3745
CredenzaTop/DbfPanel24: 72	72	CFFB.7224	3497	TFFB.7224	3780
CredenzaTop/DbfPanel24: 78	78	CFFB.7824	3881	TFFB.7824	4164
CredenzaTop/DbfPanel24: 84	84	CFFB.8424	4268	TFFB.8424	4552
CredenzaTop/DbfPanel24: 90	90	CFFB.9024	4346	TFFB.9024	4632
CredenzaTop/DbfPanel24: 108	108	CFFB.10824	4876	TFFB.10824	5160
CredenzaTop/DbfPanel24: 120	120	CFFB.12024	5216	TFFB.12024	5502
Double End Panels—Extended w 26.6d		29.5h Credenza		36.5h Buffet	
CredenzaTop/DbfPanel24X: 30	30	CFJB.3024	3767	TFJB.3024	4051
CredenzaTop/DbfPanel24X: 36	36	CFJB.3624	3807	TFJB.3624	4092
CredenzaTop/DbfPanel24X: 48	48	CFJB.4824	3914	TFJB.4824	4199
CredenzaTop/DbfPanel24X: 54	54	CFJB.5424	3984	TFJB.5424	4267
CredenzaTop/DbfPanel24X: 60	60	CFJB.6024	4078	TFJB.6024	4362
CredenzaTop/DbfPanel24X: 66	66	CFJB.6624	4157	TFJB.6624	4442
CredenzaTop/DbfPanel24X: 72	72	CFJB.7224	4218	TFJB.7224	4501
CredenzaTop/DbfPanel24X: 78	78	CFJB.7824	4629	TFJB.7824	4914
CredenzaTop/DbfPanel24X: 84	84	CFJB.8424	5045	TFJB.8424	5329
CredenzaTop/DbfPanel24X: 90	90	CFJB.9024	5150	TFJB.9024	5436
CredenzaTop/DbfPanel24X: 108	108	CFJB.10824	5704	TFJB.10824	5988
CredenzaTop/DbfPanel24X: 120	120	CFJB.12024	6073	TFJB.12024	6358

! Notes:

Tops and end panels are 2-inches thick.

All vertical face panels have horizontal veneers; quartered and rift veneers are recommended.

Max. open span under tops is 96-in; use bases/pedestals accordingly.

Extended units allow for continuous wire management on the rear edge and include a pencil stop.

Finish for Pencil Stop is MRBAS Resin Brushed Aluminum with Steel Tint (~MBN).

+ Options/Parametrics:

For owner-supplied stone tops (templates provided), specify Option ST.

Acrylic Solid Surface tops are available on a project basis; inquire for pricing and ordering information.

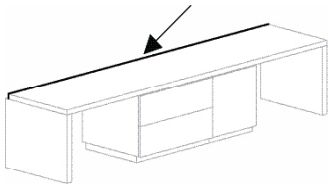


Specify: Product Number  
Quantity  
Tagging  
Metal Finish  
Wood Finish

• Denotes Item is illustrated.  
‡ Requires field sub-assembly.

Prices listed in Wood1 Finishes.

Pencil-Stop Trim



		Product No.	List \$
‡	w .3d 1h	2-in Top	
Pencil-Stop 30	30	CFPB-30	244
Pencil-Stop 36	36	CFPB-36	270
Pencil-Stop 48	48	CFPB-48	296
Pencil-Stop 54	54	CFPB-54	324
Pencil-Stop 60	60	CFPB-60	350
Pencil-Stop 66	66	CFPB-66	378
Pencil-Stop 72	72	CFPB-72	406
Pencil-Stop 78	78	CFPB-78	433
Pencil-Stop 84	84	CFPB-84	459
Pencil-Stop 90	90	CFPB-90	486
Pencil-Stop 108	108	CFPB-108	511
Pencil-Stop 120	120	CFPB-120	539

! Notes:

Widths over 90-in are in two sections.

Pencil-Stop Trim mounts to any work surface.

Finish is MRBAS Resin Brushed Aluminum with Steel Tint (~MBN).

+ Options/Parameters:

Widths: 18-120. Replace number codes with actual width dimension; use next larger std size for pricing.

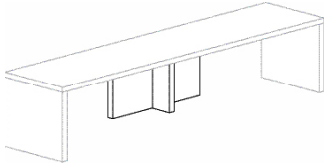


Specify: Product Number  
Quantity  
Tagging  
Metal Finish  
Wood Finish

- Denotes Item is illustrated.
- ‡ Requires field sub-assembly.

Prices listed in Wood1 Finishes.

T-Panels



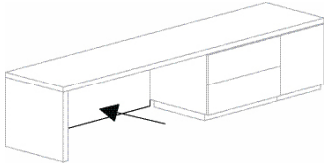
± 2-in Thick Panels	w	9d	Product No.	List \$	Product No.	List \$
T-Panel 18x9	18		CGEUA.189	669	TGEUA.189	774
• T-Panel 36x9	36		CGEUA.369	769	TGEUA.369	889

! Notes:

Use on 2-in tops over 96 inches.

T-Panels as listed are intended to be used against a wall, hence have unfinished backs.

Modesty Panels, Fixed



± Unfinished Back	w	1d	Product No.	List \$	Product No.	List \$
Modesty-Panel: 18	18		CHAU-18	507	THAU-18	587
Modesty-Panel: 24	24		CHAU-24	538	THAU-24	626
Modesty-Panel: 30	30		CHAU-30	568	THAU-30	660
• Modesty-Panel: 36	36		CHAU-36	604	THAU-36	699
Modesty-Panel: 42	42		CHAU-42	629	THAU-42	730
Modesty-Panel: 48	48		CHAU-48	665	THAU-48	772
Modesty-Panel: 54	54		CHAU-54	698	THAU-54	811
Modesty-Panel: 72	72		CHAU-72	794	THAU-72	920

! Notes:

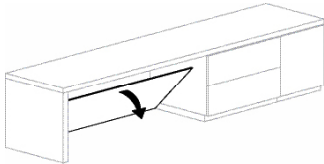
All vertical face panels have horizontal veneers; quartered and rift veneers are recommended.

Unit is exact width with two removable cleats for mounting to end panels or pedestals.

+ Options/Parametrics:

Widths: 6-72. Replace number codes with actual width dimension; use next larger std size for pricing.

Modesty Panels, Access/Removable



± Unfinished Back	w	3d	Product No.	List \$	Product No.	List \$
Modesty-Access: 18	18		CHBU-18	629	THBU-18	730
Modesty-Access: 24	24		CHBU-24	662	THBU-24	768
Modesty-Access: 30	30		CHBU-30	695	THBU-30	805
• Modesty-Access: 36	36		CHBU-36	722	THBU-36	837
Modesty-Access: 42	42		CHBU-42	759	THBU-42	881
Modesty-Access: 48	48		CHBU-48	793	THBU-48	919
Modesty-Access: 54	54		CHBU-54	820	THBU-54	951
Modesty-Access: 72	72		CHBU-72	916	THBU-72	1062

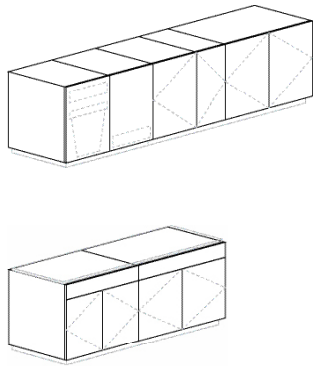
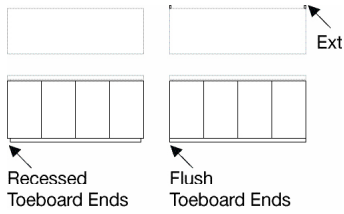
Specify: Product Number  
Quantity  
Tagging  
Metal Finish  
Wood Finish

• Denotes Item is illustrated.  
± Requires field sub-assembly.

Prices listed in Wood1 Finishes.



Buffet Pedestals, Modular



		Product No.	List \$	Product No.	List \$
		Unfinished Back		Finished Back	
	w 24d* 34.5h				
Ped24 Flush: No Ext		CVBU24-	354	CVBF24-	354
Ped24 Flush: LH Ext		CVBUL24-	390	n/a	
Ped24 Flush: RH Ext		CVBUR24-	390	n/a	
Ped24 Flush: Dual Ext		CVBUD24-	411	n/a	
Ped24 Recessed: No Ext		CVDU24-	354	CVDF24-	354
Ped24 Recessed: LH Ext		CVDUL24-	390	n/a	
Ped24 Recessed: RH Ext		CVDUR24-	90	n/a	
Ped24 Recessed: Dual Ext		CVDUD24-	411	n/a	
		↑	↑	↑	↑
Shelving, Metal Shelves 12w	12	B	957	B	998
Shelving, Metal Shelves 18w	18	C	1240	C	1287
Shelving, Metal Shelves 30w	30	E	1666	E	1777
Shelving, Metal Shelves 36w	36	F	1867	F	1992
Full Front: Trash/Recycle 18w	18	L	2301	L	2351
Full Front: Utility Drawer 18w	18	M	1861	M	1912
Cabinet-LH 12w	12	N	1660	N	1704
Cabinet-LH 18w	18	P	1743	P	1791
Cabinet-RH 12w	12	R	1660	R	1704
Cabinet-RH 18w	18	S	1743	S	1791
Double Cabinet 30w	30	U	1959	U	2079
Double Cabinet 36w	36	V	2133	V	2255
LatBox/DbfCab 30w	30	8	2559	8	2762
LatBox/DbfCab 36w	36	9	2936	9	3054

! Notes:

- \* 2.62-in end-panel extensions allow for cord path; overall pedestal depth increases to 26.62-in.
- Utility drawers include an exit grommet in the rear panel of units with Unfinished Back.
- Utility drawers have a usable interior space of 16w 21h 19d.
- All vertical face panels have horizontal veneers; quartered and rift veneers are recommended.
- Bases are listed in Flush and Recessed end formats.
- Drawers are 0.5 Birch with dovetailed corners.
- Drawer bottoms are 0.25-in thick dadoed into drawer sides.
- Slides are ball bearing, full-extension.
- Box drawers include a divider; file drawers include the Pendaflex® file hanging system.
- Base metal finish is MSBN Satin Brushed Nickel.

+ Options:

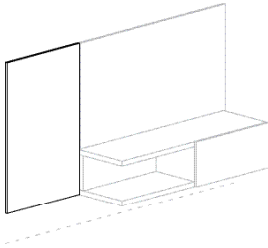
- Face Locks are included on all drawer and door pedestals. For no locks, specify Option NL.
- For ventilation cutout, specify Option VS; add \$365.

Specify: Product Number  
Quantity  
Tagging  
Metal Finish  
Wood Finish

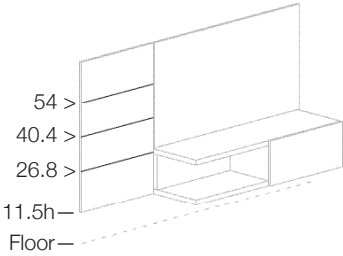
- Denotes Item is illustrated.
- ‡ Requires field sub-assembly.

Prices listed in Wood1 Finishes.

Back Panels/Full Wall-Hung Height



		Product No.	List \$	Product No.	List \$
Wood1 (72h) ‡		Panel Only		With Shelf Slots	
Back Panel/Wood1: 18	w 1.2d	CWAAE.18	2144	CWABE.18	2655
Back Panel/Wood1: 30		CWAAE.30	2354	CWABE.30	3209
• Back Panel/Wood1: 36		CWAAE.36	2469	CWABE.36	3491
Back Panel/Wood1: 45		CWAAE.45	2626	CWABE.45	3907
Back-Painted Glass ( 72h) ‡		Panel Only		With Shelf Slots	
Back Panel/Glass: 18	w 1.2d	CWDAE.18	3039	CWDBE.18	3551
Back Panel/Glass: 30		CWDAE.30	4043	CWDBE.30	4895
Back Panel/Glass: 36		CWDAE.36	4454	CWDBE.36	5478
Back Panel/Glass: 45		CWDAE.45	5065	CWDBE.45	6346
Metal (72h) ‡		Panel Only		With Shelf Slots	
Back Panel/Metal: 18	w 1.2d	CWEAE.18	2700	CWEBE.18	3212
Back Panel/Metal: 30		CWEAE.30	3086	CWEBE.30	3940
Back Panel/Metal: 36		CWEAE.36	3287	CWEBE.36	4311
Back Panel/Metal: 45		CWEAE.45	3582	CWEBE.45	4860



! Notes:

- All vertical face panels have horizontal veneers; quartered and rift veneers are recommended.
- All panels include mounting hardware.
- Wood offering includes all Wood1 species and solid paint colors; inquire regarding other species/colors.
- Heights shown are o.a. height once mounted 11.5-in from floor (i.e., actual height is 11.5 less than nominal).

+ Options:

- Specify Back-Painted Glass (BPGlass) color: S.BLK Black or S.BWT White. Color matching available.
- For Glass/Magnet surface change item CWD?? to CWJ?? and add \$8.40 per inch of width.
- For Veneer/Magnet surface change item CWA?? to CWH?? and add \$8.40 per inch of width.
- For Metal/Magnet surface change item CWE?? to CWK?? and add \$8.40 per inch of width.
- For Accessory Shelf Slot, append the height location code (see diagram); add \$8.40 per inch of width.



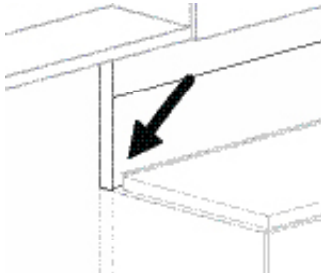
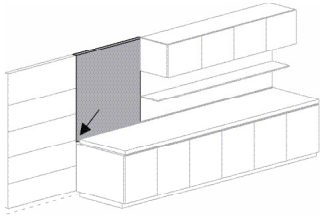
Specify: Product Number  
Quantity  
Tagging  
Metal Finish  
Wood Finish

- Denotes Item is illustrated.
- ‡ Requires field sub-assembly.

Prices listed in Wood1 Finishes.



Back Panels 72, Bypass Credenza



		Product No.	List \$	Product No.	List \$
Wood1 45.3h (72h) ‡	w 1.2d	Panel Only		With Shelf Slot	
Back Panel45.3/Wood1: 18	18	CTAAG.18	1344	CTABG.18	1623
Back Panel45.3/Wood1: 30	30	CTAAG.30	1498	CTABG.30	1959
Back Panel45.3/Wood1: 36	36	CTAAG.36	1578	CTABG.36	2133
Back Panel45.3/Wood1: 45	45	CTAAG.45	1696	CTABG.45	2388
Back Panel45.3/Wood1: 54	54	CTAAG.54	1813	CTABG.54	2647
Back Panel45.3/Wood1: 60	60	CTAAG.60	1896	CTABG.60	2821
Back Panel45.3/Wood1: 72	72	CTAAG.72	2045	CTABG.72	3157

		Product No.	List \$	Product No.	List \$
BPGlass 45.3h (72h) ‡	w 1.2d	Panel Only		With Shelf Slot	
Back Panel45.3/Glass: 18	18	CTDAG.18	1855	CTDBG.18	2136
Back Panel45.3/Glass: 30	30	CTDAG.30	2515	CTDBG.30	2976
Back Panel45.3/Glass: 36	36	CTDAG.36	2765	CTDBG.36	3320
Back Panel45.3/Glass: 45	45	CTDAG.45	3140	CTDBG.45	3834

		Product No.	List \$	Product No.	List \$
Metal 45.3h (72h) ‡	w 1.2d	Panel Only		With Shelf Slot	
Back Panel45.3/Metal: 18	18	CTEAG.18	1740	CTEBG.18	2016
Back Panel45.3/Metal: 30	30	CTEAG.30	1991	CTEBG.30	2453
Back Panel45.3/Metal: 36	36	CTEAG.36	2122	CTEBG.36	2676
Back Panel45.3/Metal: 45	45	CTEAG.45	2316	CTEBG.45	3007

! Notes:

All vertical face panels have horizontal veneers; quartered and rift veneers are recommended.

All panels include mounting hardware and are for pedestals with extensions.

Wood offering includes all Wood1 species and solid paint colors; inquire regarding other species/colors.

Bypass Back Panels are not intended for Wall-Hung Credenzas.

+ Options:

Specify Back-Painted Glass (BPGlass) color: S.BLK Black or S.BWT White. Color matching available.

For Veneer/Magnet surface change item CTA? to CTH? and add \$7.40 per inch of width.

For Glass/Magnet surface change item CTD? to CTJ? and add \$8.40 per inch of width.

For Metal/Magnet surface change item CTE? to CTK? and add \$7.40 per inch of width.

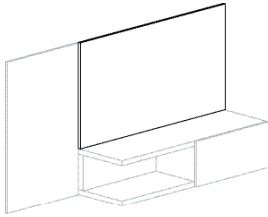
- For Accessory Shelf Slot, append the height location code (see diagram); add \$6.30 per inch of width.

Specify: Product Number  
Quantity  
Tagging  
Metal Finish  
Wood Finish

- Denotes Item is illustrated.
- ‡ Requires field sub-assembly.

Prices listed in Wood1 Finishes.

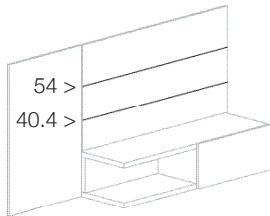
Back Panels 72, Flush to Credenza



Wood1 42.5h (72h) ‡	w	1.2d	Product No.	List \$	Product No.	List \$
			Panel Only		With Shelf Slot	
Back Panel42.5/Wood1: 18	18		CTAAH.18	1332	CTABH.18	1610
Back Panel42.5/Wood1: 30	30		CTAAH.30	1474	CTABH.30	1935
Back Panel42.5/Wood1: 36	36		CTAAH.36	1551	CTABH.36	2104
Back Panel42.5/Wood1: 45	45		CTAAH.45	1660	CTABH.45	2354
Back Panel42.5/Wood1: 54	54		CTAAH.54	1769	CTABH.54	2603
Back Panel42.5/Wood1: 60	60		CTAAH.60	1848	CTABH.60	2773
Back Panel42.5/Wood1: 72	72		CTAAH.72	1989	CTABH.72	3096

BPGlass 42.5h (72h) ‡	w	1.2d	Product No.	List \$	Product No.	List \$
			Panel Only		With Shelf Slot	
Back Panel42.5/Glass: 18	18		CTDAH.18	1845	CTDBH.18	2120
Back Panel42.5/Glass: 30	30		CTDAH.30	2493	CTDBH.30	2953
Back Panel42.5/Glass: 36	36		CTDAH.36	2738	CTDBH.36	3292
Back Panel42.5/Glass: 45	45		CTDAH.45	3107	CTDBH.45	3798

Metal 42.5h (72h) ‡	w	1.2d	Product No.	List \$	Product No.	List \$
			Panel Only		With Shelf Slot	
Back Panel42.5/Metal: 18	18		CTEAH.18	1726	CTEBH.18	2001
Back Panel42.5/Metal: 30	30		CTEAH.30	1968	CTEBH.30	2430
Back Panel42.5/Metal: 36	36		CTEAH.36	2097	CTEBH.36	2651
Back Panel42.5/Metal: 45	45		CTEAH.45	2283	CTEBH.45	2974



! Notes:

All vertical face panels have horizontal veneers; quartered and rift veneers are recommended.  
 All panels include mounting hardware; to be used with full-depth tops and pedestals with no extended sides.  
 Wood offering includes all Wood1 species and solid paint colors; inquire regarding other species/colors.

+ Options:

Specify Back-Painted Glass (BPGlass) color: S.BLK Black or S.BWT White. Color matching available.  
 For Glass/Magnet surface change item CTD? to CTJ? and add \$7.40 per inch of width.  
 For Veneer/Magnet surface change item CTA? to CTH? and add \$7.40 per inch of width.  
 For Metal/Magnet surface change item CTE? to CTK? and add \$7.40 per inch of width.

- For Accessory Shelf Slot, append the height location code (see diagram); add \$6.30 per inch of width.

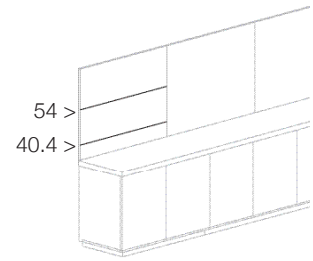
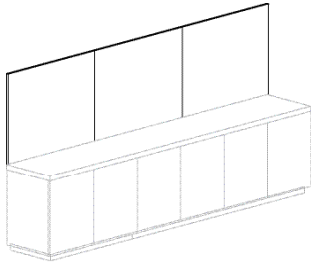


Specify: Product Number  
 Quantity  
 Tagging  
 Metal Finish  
 Wood Finish

- Denotes Item is illustrated.
- ‡ Requires field sub-assembly.

Prices listed in Wood1 Finishes.

Back Panels 72, Bypass Buffet



		Product No.	List \$	Product No.	List \$
Wood1 38.3h (72h) ‡		Panel Only		With Shelf Slot	
Back Panel38.3/Wood1: 18	18	CWAAG.18	1243	CWABG.18	1502
Back Panel38.3/Wood1: 30	30	CWAAG.30	1384	CWABG.30	1809
Back Panel38.3/Wood1: 36	36	CWAAG.36	1458	CWABG.36	1971
Back Panel38.3/Wood1: 45	45	CWAAG.45	1569	CWABG.45	2208
Back Panel38.3/Wood1: 54	54	CWAAG.54	1677	CWABG.54	2510
Back Panel38.3/Wood1: 60	60	CWAAG.60	1754	CWABG.60	2676
Back Panel38.3/Wood1: 72	72	CWAAG.72	1893	CWABG.72	3001
BPGlass 38.3h (72h) ‡		Panel Only		With Shelf Slot	
Back Panel38.3/Glass: 18	18	CWDAG.18	1717	CWDBG.18	1974
Back Panel38.3/Glass: 30	30	CWDAG.30	2325	CWDBG.30	2752
Back Panel38.3/Glass: 36	36	CWDAG.36	2557	CWDBG.36	3070
Back Panel38.3/Glass: 45	45	CWDAG.45	2902	CWDBG.45	3544
Metal 38.3h (72h) ‡		Panel Only		With Shelf Slot	
Back Panel38.3/Metal: 18	18	CWEAG.18	1608	CWEBG.18	1866
Back Panel38.3/Metal: 30	30	CWEAG.30	1843	CWEBG.30	2268
Back Panel38.3/Metal: 36	36	CWEAG.36	1964	CWEBG.36	2475
Back Panel38.3/Metal: 45	45	CWEAG.45	2143	CWEBG.45	2781

! Notes:

All vertical face panels have horizontal veneers; quartered and rift veneers are recommended.

All panels include mounting hardware and are for pedestals with extensions.

Wood offering includes all Wood1 species and solid paint colors; inquire regarding other species/colors.

+ Options:

Specify Back-Painted Glass (BPGlass) color: S.BLK Black or S.BWT White. Color matching available.

For Glass/Magnet surface change item CWD? to CWJ? and add \$7.40 per inch of width.

For Veneer/Magnet surface change item CWA? to CWH? and add \$7.40 per inch of width.

For Metal/Magnet surface change item CWE? to CWK? and add \$7.40 per inch of width.

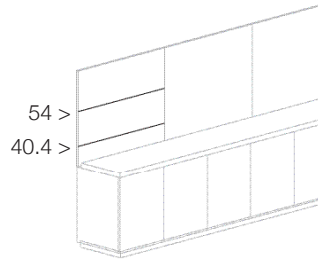
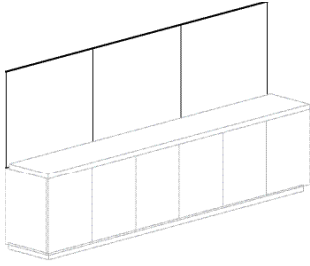
- For Accessory Shelf Slot, append the height location code (see diagram); add \$6.30 per inch of width.

Specify: Product Number  
Quantity  
Tagging  
Metal Finish  
Wood Finish

- Denotes Item is illustrated.
- ‡ Requires field sub-assembly.

Prices listed in Wood1 Finishes.

Back Panels 72, Flush to Buffet



		Product No.	List \$	Product No.	List \$
Wood1 35.5h (72h) ‡		Panel Only		With Shelf Slot	
Back Panel35.5/Wood1: 18	18	CWAAH.18	1232	CWABH.18	1485
Back Panel35.5/Wood1: 30	30	CWAAH.30	1363	CWABH.30	1789
Back Panel35.5/Wood1: 36	36	CWAAH.36	1432	CWABH.36	1945
Back Panel35.5/Wood1: 45	45	CWAAH.45	1534	CWABH.45	2175
Back Panel35.5/Wood1: 54	54	CWAAH.54	1638	CWABH.54	2471
Back Panel35.5/Wood1: 60	60	CWAAH.60	1709	CWABH.60	2632
Back Panel35.5/Wood1: 72	72	CWAAH.72	1842	CWABH.72	2948
BPGlass 35.5h (72h) ‡		Panel Only		With Shelf Slot	
Back Panel35.5/Glass: 18	18	CWDAH.18	1705	CWDBH.18	1961
Back Panel35.5/Glass: 30	30	CWDAH.30	2305	CWDBH.30	2730
Back Panel35.5/Glass: 36	36	CWDAH.36	2531	CWDBH.36	3043
Back Panel35.5/Glass: 45	45	CWDAH.45	2870	CWDBH.45	3510
Metal 35.5h (72h) ‡		Panel Only		With Shelf Slot	
Back Panel35.5/Metal: 18	18	CWEAH.18	1597	CWEBH.18	1851
Back Panel35.5/Metal: 30	30	CWEAH.30	1821	CWEBH.30	2246
Back Panel35.5/Metal: 36	36	CWEAH.36	1938	CWEBH.36	2450
Back Panel35.5/Metal: 45	45	CWEAH.45	2112	CWEBH.45	2751

! Notes:

All vertical face panels have horizontal veneers; quartered and rift veneers are recommended.  
 All panels include mounting hardware; to be used with full-depth tops and pedestals with no extended sides.  
 Wood offering includes all Wood1 species and solid paint colors; inquire regarding other species/colors.

+ Options:

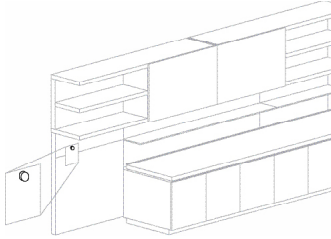
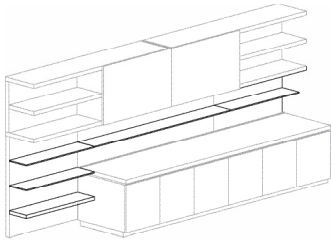
- Specify Back-Painted Glass (BPGlass) color: S.BLK Black or S.BWT White. Color matching available.
- For Glass/Magnet surface change item CWD? to CWJ? and add \$7.40 per inch of width.
- For Metal/Magnet surface change item CWE? to CWK? and add \$7.40 per inch of width.
- For Veneer/Magnet surface change item CWA? to CWH? and add \$7.40 per inch of width.
- For Accessory Shelf Slot, append the height location code (see diagram); add \$6.30 per inch of width.

Specify: Product Number  
 Quantity  
 Tagging  
 Metal Finish  
 Wood Finish

- Denotes Item is illustrated.
- ‡ Requires field sub-assembly.

Prices listed in Wood1 Finishes.

Back Panel Accessories



			Product No.	List \$	Product No.	List \$
Accessory Shelves	w	9d	Metal		Wood1 2-in	
Back Panel/Shelf: 18	18		CNF.18	406	CNG.18	313
Back Panel/Shelf: 30	30		CNF.30	433	CNG.30	380
Back Panel/Shelf: 36	36		CNF.36	459	CNG.36	444
Back Panel/Shelf: 45	45		CNF.45	486	CNG.45	487
Back Panel/Shelf: 54	54		CNF.54	511	CNG.54	516
Back Panel/Shelf: 60	60		CNF.60	539	CNG.60	589
Back Panel/Shelf: 72	72		CNF.72	593	CNG.72	715
Back Panel/Shelf: 90	90		n/a		CNG.90	874
Back Panel/Shelf: 108	108		n/a		CNG.108	1044

! Notes:

Maximum load on Back Panel/Shelves is 10 pounds per linear foot.

Shelf finish is MRBAS Resin Brushed Aluminum with Steel Tint.

Wood offering includes all Wood1 species and solid paint colors; inquire regarding other species/colors.

For Magnetized Back Panels	w	d		
Magnet	0.8	0.8	CNL	79

! Notes:

Magnet has an MBN Brushed Nickel finish.

+ Options:

TV/Video Adaptation

TV Mounting Bracket—should be supplied by customer IT personnel.

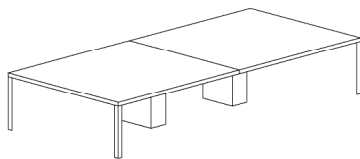
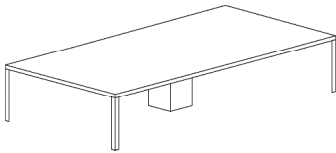
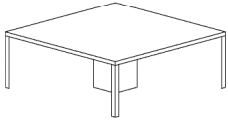
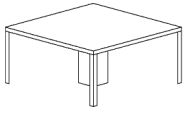
Back Panel Cut-Out (wood units only—print required)

Option WPC 833

Back Panel Stand-out Frame (specify dimension—up to 3 inches)

Option WPF 995

Tables, Metal Legs



Square	w	d	Open Kneespace	List \$	Product No.	w/ Plinth	List \$
Table/Leg 36x36	36	36	CXBFB.36	3882	na		
Table/Leg 42x42	42	42	CXBFB.42	4107	na		
• Table/Leg 48x48	48	48	CXBFB.48	4444	CXBGB.48	5947	
Table/Leg 54x54	54	54			CXBGB.54	6571	
• Table/Leg 60x60	60	60			CXBGB.60	7269	

Rectangular (1-section)	w	d	Open Kneespace	List \$	Product No.	w/ Plinth	List \$
Table/Leg 60x24	60	24	CXCFB.6024	3558	na		
Table/Leg 60x36	60	36	CXCFB.6036	4293	CXCGB.6036	5798	
Table/Leg 66x24	66	24	CXCFB.6624	3705	na		
Table/Leg 66x36	66	36	CXCFB.6636	4514	CXCGB.6636	6021	
Table/Leg 72x24	72	24	CXCFB.7224	3854	na		
Table/Leg 72x36	72	36	CXCFB.7236	4737	CXCGB.7236	6242	
Table/Leg 78x24	78	24	CXCFB.7824	4001	na		
Table/Leg 78x36	78	36	CXCFB.7836	4956	CXCGB.7836	6460	
Table/Leg 84x42	84	42	CXCFB.8442	5690	CXCGB.8442	7195	
Table/Leg 84x48	84	48	CXCFB.8448	6202	CXCGB.8448	7710	
Table/Leg 90x42	90	42	CXCFB.9042	5947	CXCGB.9042	7453	
Table/Leg 90x48	90	48			CXCGB.9048	8075	
Table/Leg 96x42	96	42			CXCGB.9642	7710	
Table/Leg 96x48	96	48			CXCGB.9648	8369	
Table/Leg 108x48	108	48			CXCGB.10848	8957	
Table/Leg 108x54	108	54			CXCGB.10854	9617	
Table/Leg 120x48	120	48			CXCGB.12048	9543	
Table/Leg 120x54	120	54			CXCGB.12054	10277	
• Table/Leg 120x60	120	60			CXCGB.12060	11011	

Rectangular (2-sections)	w	d		List \$	Product No.	w/ Plinth	List \$
Table/Leg 132x48	132	48			CXCGB.13248	10724	
Table/Leg 132x54	132	54			CXCGB.13254	11532	
• Table/Leg 132x60	132	60			CXCGB.13260	12340	
Table/Leg 144x48	144	48			CXCGB.14448	11313	
Table/Leg 144x54	144	54			CXCGB.14454	12195	
Table/Leg 144x60	144	60			CXCGB.14460	13076	

! Notes:

Height is 29.5 inches; tops are 2-inches thick.  
 Prices shown are for Wood1 finishes on tops.  
 Metal leg finish is MRBAS Resin Brushed Aluminum with Steel Tint.  
 Plinth finish is MSBN Satin Brushed Nickel (~MBN).

+ Options:

Acrylic Solid Surface tops are available on a project basis; inquire for pricing and ordering information.

Specify: Product Number  
 Quantity  
 Tagging  
 Metal Finish  
 Wood Finish

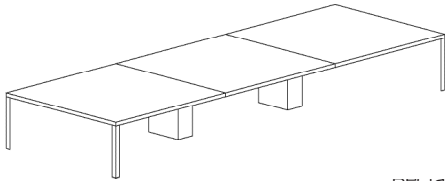
• Denotes Item is illustrated.  
 ‡ Requires field sub-assembly.

Prices listed in Wood1 Finishes.

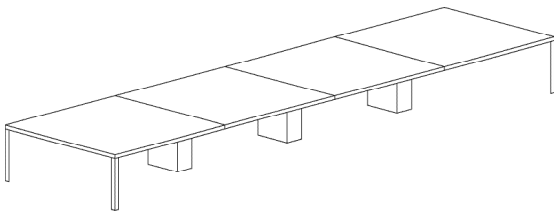
Tables, Metal Legs (cont.)

Product No. List \$

Rectangular (3-sections)	w	d	w/ Plinth	
Table/Leg 156x48	156	48	CXCGB.15648	13155
Table/Leg 156x54	156	54	CXCGB.15654	14109
Table/Leg 156x60	156	60	CXCGB.15660	15064
Table/Leg 168x48	168	48	CXCGB.16848	13764
Table/Leg 168x54	168	54	CXCGB.16854	14796
Table/Leg 168x60	168	60	CXCGB.16860	15822
Table/Leg 180x54	180	54	CXCGB.18054	15479
• Table/Leg 180x60	180	60	CXCGB.18060	16580



Rectangular (4-sections)	w	d	w/ Plinth	
Table/Leg 192x54	192	54	CXCGB.19254	18708
Table/Leg 192x60	192	60	CXCGB.19260	19883
Table/Leg 204x54	204	54	CXCGB.20454	19397
Table/Leg 204x60	204	60	CXCGB.20460	20645
Table/Leg 216x54	216	54	CXCGB.21654	20083
Table/Leg 216x60	216	60	CXCGB.21660	21403
Table/Leg 240x54	240	54	CXCGB.24054	21453
• Table/Leg 240x60	240	60	CXCGB.24060	22923



! Notes:

Height is 29.5 inches; tops are 2-inches thick.

Prices shown are for Wood1 finishes on tops.

Metal leg finish is MRBAS Resin Brushed Aluminum with Steel Tint.

Plinth finish is MSBN Satin Brushed Nickel (~MBN).

+ Options:

Acrylic Solid Surface tops are available on a project basis; inquire for pricing and ordering information.



Specify: Product Number  
Quantity  
Tagging  
Metal Finish  
Wood Finish

• Denotes Item is illustrated.  
‡ Requires field sub-assembly.

Prices listed in Wood1 Finishes.

