

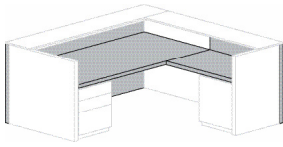
PRICING & SPECIFICATION GUIDE
U izi Reception

June 1, 2021

TUOHY

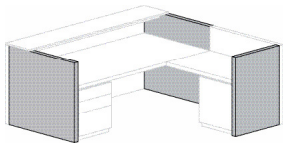


Gallery

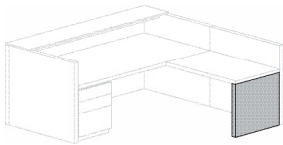


	w	d	42h	Product Prefix	List \$	Product Prefix	List \$
Top + Back Panel				2-in Top/Panel		2-in Top/Panel w/ Stop	
• Gallery Top/Back: 42x24	42	26		CSB.4224-	2301	CSBL.4224-	2578
Gallery Top/Back: 42x30	42	32		CSB.4230-	2358	CSBL.4230-	2637
Gallery Top/Back: 48x24	48	26		CSB.4824-	2428	CSBL.4824-	2725
Gallery Top/Back: 48x30	48	32		CSB.4830-	2484	CSBL.4830-	2780
Gallery Top/Back: 54x24	54	26		CSB.5424-	2543	CSBL.5424-	2868
Gallery Top/Back: 54x30	54	32		CSB.5430-	2610	CSBL.5430-	2936
Gallery Top/Back: 60x24	60	26		CSB.6024-	2668	CSBL.6024-	3020
Gallery Top/Back: 60x30	60	32		CSB.6030-	2749	CSBL.6030-	3099
Gallery Top/Back: 66x24	66	26		CSB.6624-	2796	CSBL.6624-	3179
Gallery Top/Back: 66x30	66	32		CSB.6630-	2883	CSBL.6630-	3260
Gallery Top/Back: 72x24	72	26		CSB.7224-	2934	CSBL.7224-	3338
Gallery Top/Back: 72x30	72	32		CSB.7230-	3028	CSBL.7230-	3430
• Gallery Top/Back: 72x36	72	38		CSB.7236-	3117	CSBL.7236-	3523
Gallery Top/Back: 78x24	78	26		CSB.7824-	3059	CSBL.7824-	3490
Gallery Top/Back: 78x30	78	32		CSB.7830-	3155	CSBL.7830-	3588
Gallery Top/Back: 78x36	78	38		CSB.7836-	3251	CSBL.7836-	3683
Gallery Top/Back: 84x24	84	26		CSB.8424-	3205	CSBL.8424-	3661
Gallery Top/Back: 84x30	84	32		CSB.8430-	3312	CSBL.8430-	3771
Gallery Top/Back: 84x36	84	38		CSB.8436-	3419	CSBL.8436-	3879
Gallery Top/Back: 90x24	90	26		CSB.9024-	3324	CSBL.9024-	3810
Gallery Top/Back: 90x30	90	32		CSB.9030-	3439	CSBL.9030-	3923
Gallery Top/Back: 90x36	90	38		CSB.9036-	3551	CSBL.9036-	4037

Append the product codes below and on the opposite page to the Product Prefix codes above, in L to R order; add pricing.

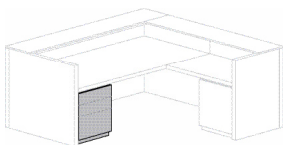


	w	d	42h	product code	
• Gallery End Panel 24	2	24		Z24	468
Gallery End Panel 30	2	30		Z30	583
• Gallery End Panel 36	2	36		Z36	666
Gallery End Panel 42	2	42		Z42	732
Gallery End Panel 48	2	48		Z48	834
Gallery End Panel 54	2	54		Z54	908
Gallery End Panel 60	2	60		Z60	1017
Gallery End Panel 66	2	66		Z66	1107
Gallery End Panel 72	2	72		Z72	1223



	w	d	27.5h	product code	
• Pedestal End Panel 24	2	24		A	426
Pedestal End Panel 30	2	30		A	468
Pedestal End Panel 36	2	36		A	532

Shelving 15x24	15	24		B	999
Shelving 18x24	18	24		C	1185
Shelving 30x24	30	24		E	1593
Shelving 36x24	36	24		F	1784



Full Front: 2 File 18x24	18	24		G	1891
Full Front: 2 File 18x30	18	30		G	1990
Full Front: 2 File 18x36	18	36		G	2374
Full Front: 2Box/File 18x24	18	24		H	1918
Full Front: 2Box/File 18x30	18	30		H	2018
Full Front: 2Box/File 18x36	18	36		H	2400
Full Front: Trash/Recycle 18x24	18	24		L	2198
Full Front: Trash/Recycle 18x30	18	30		L	2300
Full Front: Trash/Recycle 18x36	18	36		L	2682
Full Front: Utility Drawer 18x24	18	24		M	1781
Full Front: Utility Drawer 18x30	18	30		M	1881
Full Front: Utility Drawer 18x36	18	36		M	2263

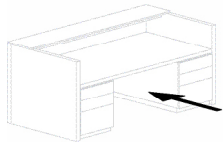
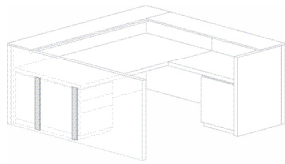
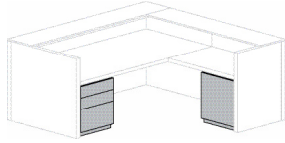
Specify: Product Number
Quantity
Tagging
Metal Finish
Wood Finish

• Denotes Item is illustrated.
- Includes locks.
‡ Requires field sub-assembly.

Prices listed in Wood1 Finishes.

List \$

Gallery (continued from prior page)



	w	d	27.5h	product code	List \$
Cabinet-LH 15x 24	15	24		N	1614
Cabinet-LH 18x24	18	24		P	1666
Cabinet-RH 15x24	15	24		R	1614
• Cabinet-RH 18x24	18	24		S	1666
Double Cabinet 30x24	30	24		U	1882
Double Cabinet 36x24	36	24		V	2037
2File 18x24	18	24		W	1998
2File 18x30	18	30		W	2099
2File 18x36	18	36		W	2481
2Box/File 18x24	18	24		Y	2031
2Box/File 18x30	18	30		Y	2128
• 2Box/File 18x36	18	36		Y	2510
4Box 18x24	18	24		0	2099
4Box 18x30	18	30		0	2198
4Box 18x36	18	36		0	2579
2LatFile 30x24	30	24		2	2471
2LatFile 36x24	36	24		3	2753
2LatB/LatFile 30x24	30	24		6	2722
2LatB/LatFile 36x24	36	24		7	3001
• Drawer Offset Extension	0.5	23.25		X	92
• Open Kneespace				(#) where # = inches required	

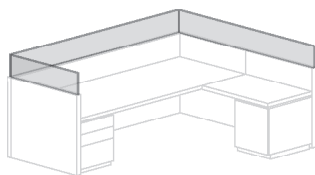
+ Options:

Face Locks are included on all pedestals. For no locks, specify Option NL.
Wood offering includes all Wood1 species and solid paint colors; inquire regarding other species/colors.

! Notes:

Metal toeboard finish is MSBN Satin Brushed Nickel (~MBN).
Gallery Shells may be deployed as desk or runoff units.
Gallery 2File, 2Box/File and 4Box pedestals have pull hardware (specify finish—see above) unless used next to a kneehole, in which case a continuously-shaped vertical edge will be used.
Gallery pedestals have unfinished backs.
Each Gallery End Panel adds 2-in to the overall width of the Gallery Shell.
All vertical face panels have horizontal veneers; quartered and rift veneers are recommended.
Pedestals used on Gallery shells with pencil stops are shortened by 2.5-in to allow for cord access at rear.
Gallery shells with pencil stop have a 2.5-in cord access drop behind the pencil stop. If a 1.3-inch backsplash is used then 1.3-in is available for cord access.
Shelving pedestals have metal shelves and vertical dividers (the latter on 30 and 36w units).
Use Drawer Offset Extensions when placing drawers next to an extended Gallery End Panel.

Gallery Glass Surrounds



Clear Low Iron Glass	w	0.5d	12h	Glass		Acid-Etched Glass (1s*)	
				CSGP-	(sum)	CSGA-	(sum)
Gallery Glass				↑	↑	↑	↑
	w			product code		product code	
Gallery Glass Surround: 24w	24			P24	239	A24	300
Gallery Glass Surround: 30w	30			P30	300	A30	375
• Gallery Glass Surround: 36w	36			P36	360	A36	449
Gallery Glass Surround: 42w	42			P42	420	A42	526
Gallery Glass Surround: 48w	48			P48	481	A48	601
Gallery Glass Surround: 54w	54			P54	541	A54	675
Gallery Glass Surround: 60w	60			P60	601	A60	750
Gallery Glass Surround: 66w	66			P66	660	A66	825
• Gallery Glass Surround: 72w	72			P72	720	A72	901
• Gallery Glass Surround: 78w	78			P78	780	A78	975
Gallery Glass Surround: 84w	84			P84	840	A84	1050
Gallery Glass Surround: 90w	90			P90	901	A90	1126

Append product codes to the product prefix, as needed. Example: CSGP-P36-P90-P72
Identify which Gallery Top/Back or Gallery End Panel is to receive each Gallery Glass Surround.

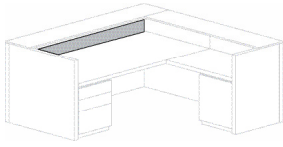
* Acid-Etched Glass has the etching on the visitor's side only.

Specify: Product Number
Quantity
Tagging
Metal Finish
Wood Finish

• Denotes Item is illustrated.
- Includes locks.
‡ Requires field sub-assembly.

Prices listed in Wood1 Finishes.

Backsplashes



	Product No.	List \$	Product No.	List \$	Product No.	List \$
Flush 12.4h	COM Fabric yds		Framed BPGlass		Framed BPGlass/Magnet	
GalBacksplash12.4 24w	CSFB-24 0.75	316	CSGB-24 888		CSHB-24 949	
GalBacksplash12.4 30w	CSFB-30 0.75	323	CSGB-30 993		CSHB-30 1070	
GalBacksplash12.4 36w	CSFB-36 1.25	330	CSGB-36 1095		CSHB-36 1188	
GalBacksplash12.4 42w	CSFB-42 1.25	336	CSGB-42 1197		CSHB-42 1304	
GalBacksplash12.4 48w	CSFB-48 1.5	563	CSGB-48 1298		CSHB-48 1420	
GalBacksplash12.4 54w	CSFB-54 1.75	589	CSGB-54 1403		CSHB-54 1538	
GalBacksplash12.4 60w	CSFB-60 1.75	616	CSGB-60 1506		CSHB-60 1659	
GalBacksplash12.4 66w	CSFB-66 2	643	CSGB-66 1610		CSHB-66 1779	
• GalBacksplash12.4 72w	CSFB-72 2.25	680	CSGB-72 1712		CSHB-72 1895	
GalBacksplash12.4 78w	CSFB-78 2.25	697	CSGB-78 1812		CSHB-78 2012	
GalBacksplash12.4 84w	CSFB-84 2.5	723	CSGB-84 1917		CSHB-84 2133	
GalBacksplash12.4 90w	CSFB-90 2.75	750	CSGB-90 2020		CSHB-90 2250	
Flush/TransTop 11.5h	COM Fabric yds		Framed BPGlass		Framed BPGlass/Magnet	
GalBacksplash11.5 24w	CSFC-24 0.75	316	CSGC-24 845		CSHC-24 906	
GalBacksplash11.5 30w	CSFC-30 0.75	323	CSGC-30 945		CSHC-30 1021	
GalBacksplash11.5 36w	CSFC-36 1.25	330	CSGC-36 1041		CSHC-36 1132	
GalBacksplash11.5 42w	CSFC-42 1.25	336	CSGC-42 1140		CSHC-42 1247	
GalBacksplash11.5 48w	CSFC-48 1.5	563	CSGC-48 1234		CSHC-48 1358	
GalBacksplash11.5 54w	CSFC-54 1.75	589	CSGC-54 1332		CSHC-54 1472	
GalBacksplash11.5 60w	CSFC-60 1.75	616	CSGC-60 1430		CSHC-60 1582	
GalBacksplash11.5 66w	CSFC-66 2	643	CSGC-66 1528		CSHC-66 1696	
• GalBacksplash11.5 72w	CSFC-72 2.25	670	CSGC-72 1625		CSHC-72 1808	
GalBacksplash11.5 78w	CSFC-78 2.25	697	CSGC-78 1721		CSHC-78 1920	
GalBacksplash11.5 84w	CSFC-84 2.5	723	CSGC-84 1821		CSHC-84 2035	
GalBacksplash11.5 90w	CSFC-90 2.75	740	CSGC-90 1918		CSHC-90 2147	
Bypass 13.4h	COM Fabric yds		Framed BPGlass		Framed BPGlass/Magnet	
GalBacksplash13.4 24w	CSFD-24 0.75	316	CSGD-24 932		CSHD-24 994	
GalBacksplash13.4 30w	CSFD-30 0.75	323	CSGD-30 1042		CSHD-30 1118	
GalBacksplash13.4 36w	CSFD-36 1.25	330	CSGD-36 1150		CSHD-36 1242	
GalBacksplash13.4 42w	CSFD-42 1.25	336	CSGD-42 1258		CSHD-42 1366	
GalBacksplash13.4 48w	CSFD-48 1.5	563	CSGD-48 1364		CSHD-48 1486	
GalBacksplash13.4 54w	CSFD-54 1.75	589	CSGD-54 1474		CSHD-54 1611	
GalBacksplash13.4 60w	CSFD-60 1.75	616	CSGD-60 1580		CSHD-60 1734	
GalBacksplash13.4 66w	CSFD-66 2	643	CSGD-66 1691		CSHD-66 1857	
• GalBacksplash13.4 72w	CSFD-72 2.25	670	CSGD-72 1799		CSHD-72 1983	
GalBacksplash13.4 78w	CSFD-78 2.25	697	CSGD-78 1904		CSHD-78 2103	
GalBacksplash13.4 84w	CSFD-84 2.5	723	CSGD-84 2011		CSHD-84 2225	
GalBacksplash13.4 90w	CSFD-90 2.75	740	CSGD-90 2120		CSHD-90 2351	
Bypass/TransTop 12.5h	COM Fabric yds		Framed BPGlass		Framed BPGlass/Magnet	
GalBacksplash12.5 24w	CSFE-24 0.75	316	CSGE-24 908		CSHE-24 970	
GalBacksplash12.5 30w	CSFE-30 0.75	323	CSGE-30 1012		CSHE-30 1088	
GalBacksplash12.5 36w	CSFE-36 1.25	330	CSGE-36 1117		CSHE-36 1209	
GalBacksplash12.5 42w	CSFE-42 1.25	336	CSGE-42 1224		CSHE-42 1331	
GalBacksplash12.5 48w	CSFE-48 1.5	563	CSGE-48 1325		CSHE-48 1449	
GalBacksplash12.5 54w	CSFE-54 1.75	589	CSGE-54 1430		CSHE-54 1567	
GalBacksplash12.5 60w	CSFE-60 1.75	616	CSGE-60 1535		CSHE-60 1688	
GalBacksplash12.5 66w	CSFE-66 2	643	CSGE-66 1641		CSHE-66 1809	
• GalBacksplash12.5 72w	CSFE-72 2.25	670	CSGE-72 1744		CSHE-72 1928	
GalBacksplash12.5 78w	CSFE-78 2.25	697	CSGE-78 1849		CSHE-78 2048	
GalBacksplash12.5 84w	CSFE-84 2.5	723	CSGE-84 1954		CSHE-84 2168	
GalBacksplash12.5 90w	CSFE-90 2.75	740	CSGE-90 2060		CSHE-90 2290	

! Notes:

COM yds required is for qty = 1; for multiple panels divide yds shown by 2 and round up to next full yard.
 COM Fabrics must be pre-approved. Inquire with Customer Service regarding graded-in Partnership fabrics.
 Backsplashes cannot run into a corner in instances where a Transaction Top is used on one side only.
 Back-Painted Glass panels available in standard colors; match colors are available on special request.
 Glass and Glass/Magnet panels have an MBN Brushed Nickel frame.

+ Options/Parametrics:

Widths: 24-90. Replace number codes with actual width dimension; use next larger std size for pricing.

Specify: Product Number
 Quantity
 Tagging
 Wood Finish

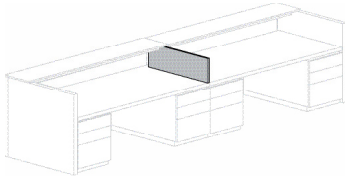
- Denotes Item is illustrated.
- ↳ Includes locks.
- ‡ Requires field sub-assembly.

Prices listed in Wood1 Finishes.

Ship COM materials and memo samples to:
 TUOHY Furniture Corporation
 P5 Upholstery Receiving
 42 Saint Albans Place
 Chatfield, MN 55923



Privacy Screen

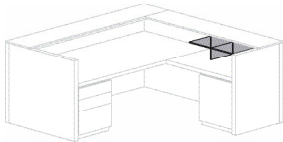


	Product No.	List \$	Product No.	List \$	Product No.	List \$	Product No.	List \$
	1.2w	11.5h	Wood1	Wood1/Magnet	Framed BPGlass	Fr.BPGlass/Mag		
Privacy Screen 24	CSAA.24	868	CSAB.24	928	CSBA.24	1137	CSBB.24	1197
Privacy Screen 30	CSAA.30	925	CSAB.30	1001	CSBA.30	1266	CSBB.30	1343
Privacy Screen 36	CSAA.36	979	CSAB.36	1072	CSBA.36	1393	CSBB.36	1485

! Notes:

Privacy Screens situate proud of the back panel, for ease of cord pass-through.
Both Wood1 and BPGlass screens have an MBN Brushed Nickel frame.

Cubby Manager

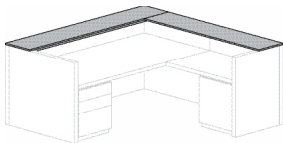


	w	9d	11.5h	MRBAS
• Cubby Manager 48	48			CSCM.48 1845
Cubby Manager 54	54			CSCM.54 1884
Cubby Manager 60	60			CSCM.60 1923
Cubby Manager 66	66			CSCM.66 1964
Cubby Manager 72	72			CSCM.72 2001
Cubby Manager 78	78			CSCM.78 2032
Cubby Manager 84	84			CSCM.84 2053
Cubby Manager 90	90			CSCM.90 2162

! Notes:

Place Cubby Managers on any work surface, with or without a Transaction Top; back is unfinished.
Shelf and dividers are MRBAS Resin Brushed Aluminum with Steel Tint.

Transaction Tops

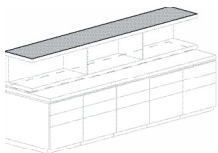


	w	11.75d	Wood1	BP Glass
GalleryTop 36	40		CSTT.36 1024	CSGT.36 1335
GalleryTop 42	46		CSTT.42 1151	CSGT.42 1509
GalleryTop 48	52		CSTT.48 1184	CSGT.48 1691
GalleryTop 54	58		CSTT.54 1232	CSGT.54 1869
• GalleryTop 60	64		CSTT.60 1280	CSGT.60 2043
GalleryTop 66	70		CSTT.66 1325	CSGT.66 2223
• GalleryTop 72	76		CSTT.72 1364	CSGT.72 2401
GalleryTop 78	82		CSTT.78 1391	CSGT.78 2578
GalleryTop 84	88		CSTT.84 1410	CSGT.84 2757
GalleryTop 90	94		CSTT.90 1511	CSGT.90 2936

! Notes:

Wood1 tops are 0.75-in thick; glass tops are 0.5-in thick with a 0.5-in subtop.

Wall Hutch Adaptor Kit



	Spacer and Finished Top	w	15d	0.5h
Wall Hutch Kit 36	36			CSHA.36 605
Wall Hutch Kit 54	54			CSHA.54 818
Wall Hutch Kit 60	60			CSHA.60 888
Wall Hutch Kit 72	72			CSHA.72 1029
Wall Hutch Kit 90	90			CSHA.90 1224

! Notes:

Adapts Uffizi Private Office Wall Hutches/Shelving and Wall Hutches/Cabinet Doors to work surface height.

