


TUOHY

# Power Data



Introduction: **Power-Data**

Microphone	17
Shelf Lights	17
Wire Management	18
Raceway Channels	18
Wire Management Basket	18
Top Grommets	19
Vertical Grommets	19
Perimeter Power-Data	20
Power-Data Aprons	20
Dean	21
Surface Power-Data	22
Burelé	22
Node	22
MhoB	22
Dean Z-Mount	23
Power-Comm Recessed Console	24
Power-Comm Troughs	25
Connector Modules	27

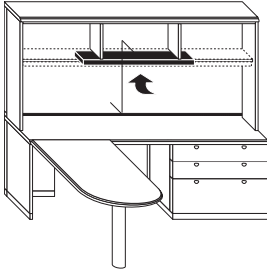
MICROPHONE



Mounts on Any Surface	Product No.	List \$
Microphone (Black)	S2E.Q00.000	1694

Note: Specify permanent location desired.  
Includes table top mounting plate and XLR plug in 12 inch gooseneck microphone.

SHELF LIGHTS

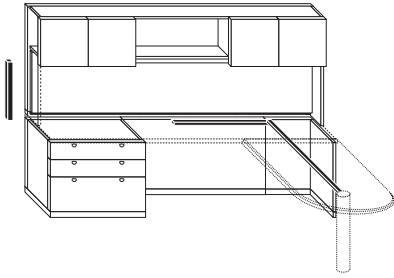


	Product No.	List \$
Shelf Light 24	501.2024	322
Shelf Light 36	501.2036	394
Shelf Light 48	501.2048	492
Shelf Light 60	501.2060	581
Shelf Light 72	501.2072	710

TUOHY offers five sizes of shelf task lighting that can be field mounted at any location. These are fluorescent fixtures with a prismatic diffuser lens, UL Listed. Standard housing color is black.

Each light has a 9-foot power cord. Power cords for Chicago (all but 72w), LA and New York are available; inquire regarding ordering information.

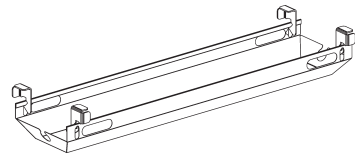
RACEWAY CHANNELS



Raceway Channels (Black)	Product No.	List \$
(2) Raceways @ 22 plus 3 clips	501.3000	107

Contains two pieces of wire raceway, 22 inches long, and three clips for inner-cabinet wire management. Standard color is black. Raceways may be snapped open/close. See diagram for possible mounting applications; suitable for above work surface areas as well as under surface locations.

WIRE MANAGEMENT BASKET



Wire Management Basket, 36w	Product No.	List \$
	WMB	445

Finished MRB Resin Black.  
Includes 6-outlet surge protector.

TOP GROMMETS

Top grommets must be specified individually (Option GT). Standard default locations are defined below. You may specify any location you prefer; a detailed drawing must accompany your order.



	Specify	List \$
Top Grommet	Option GT	242

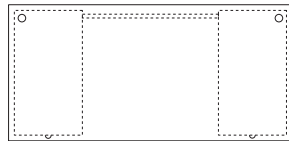
Specify finish code:

Black Metal	BL
Black Plastic	BP
Brass Polished	BR
Bronze	BZ
Chrome Polished	CH
Nickel Brushed	BN

Standard Location

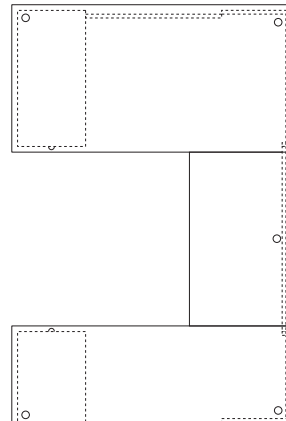
Top Grommets are located on the rear outside corner of pedestals on a standard basis.

The plan view below demonstrates how Top Grommets are applied to a double pedestal desk on a standard basis.



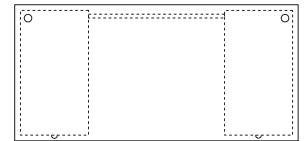
Standard Top Grommet locations are shown below for single pedestal desks, bridges and credenzas.

Runoffs have grommets located in the manner that credenzas do.



Alternate Locations

Grommets may be located on the rear inside corner of pedestals. If you compare the drawing below to those elsewhere on this page, it is easy to extrapolate how this inside location is adapted throughout, if desired. Be sure to specify Option GS for this alternate placement.



VERTICAL GROMMETS

Vertical grommets may also be adapted to any side of a tower, to desks, and to modular pedestals and modesty panels when an exit cord grommet is needed



	Specify	List \$
Plastic		
Vertical Grommet, Black	Option GV	163

Default Locations

Desks and Runoffs: Kneehole area, just below the top.  
Modular pedestals: On center at rear, just below the top.

Towers: On center at rear, 42 from the floor.  
Overheads: On center or just right of center (as needed), 3 above bottom shelf.

PERIMETER POWER-DATA

Power-Data Aprons



Product No. Prefix	Apron Size (in.)	(-) # Outlet Pairs				
		...-1	...-2	...-3	...-4	...-5
PDAP...	List \$	891	1783	2674	3566	4457
...18...	463	18-in	-	-	-	-
...24...	477	24-in	-	-	-	-
...30...	494	30-in	-	-	-	-
...36...	507	36-in	23-in	-	-	-
...48...	539	48-in	24-in	-	-	-
...60...	570	60-in	30-in	23-in	-	-
...72...	602	72-in	36-in	24-in	-	-
...84...	632	84-in	42-in	28-in	23-in	-
...96...	664	96-in	48-in	32-in	24-in	-
...108...	696	108-in	54-in	36-in	27-in	24-in
...120...	728	120-in	60-in	40-in	30-in	24-in

Nominal o.c. spacing

! Notes:

Steel aprons are 1d 2.5h at widths shown above; standard (default) finish is MRTG Resin Thunder Gray Default/suggested apron set back is 8-inches.

Units are an 8 wire, 4 circuit system, meant to be a single hardwire inlet, units to be daisy chained.

72-inch softplug cord is an in-feed with 20 Amp plug and is UL-Recognized, not UL-Approved.

PDAP and PDAPSP options: Each outlet pair consists of (2) power outlets and (2) USB A+C outlets.

PDAP option is intended for use in all markets except Chicago. Check your local electrical codes before selecting the PDAPSP option.

PDAPCC option: Each station includes two 15A 125V outlets and a 5.2A USB Type-A/Type-C Charger.

No whips or cords provided for Chicago Code option.

For A/V or Data connectors to add to Aprons see page 31.

Pricing includes Apron, outlets and all cables except where noted.

+ Options/Parametrics:

For Softplug option w/120-in power cord, use Prod.No.Prefix PDAPSP...; add \$98 to the total List \$.

For Chicago Code option, use Prod.No.Prefix PDAPCC...; no price change.

For casegoods, widths can be specified 18-120. Replace product number prefix with desired width; use next larger size for price.

For conference tables, use perimeter of table as the product number prefix; use length and width (x2) for pricing see example below.

Specify resin color for Aprons:

MRTG Resin Thunder Gray (default, if not specified)

MRW Resin White

MRB Resin Black

MRSA Resin Satin Aluminum

> To order for casegoods (see chart above, use next larger Apron Size where needed):

1. Locate Apron Size (size of opening) and # Power-Data Outlet Pairs; e.g.: 36, 2.
2. Determine Product Number by merging the Prefix, Apron Size and # Outlet Pairs; e.g., PDAP36-2.
3. Determine List \$ by adding the Apron price and the Outlets price; e.g., 507 + 1783 = \$2290.

> To order for conference tables (see chart above, use next larger Apron Size where needed):

1. Calculate the table perimeter; e.g., 120w 52d table = 120 + 52 + 120 + 52 = 344 inches.
2. Determine number of outlets needed/desired; e.g., 3 + 1 + 3 + 1 = 8.
3. Determine Product Number by merging Prefix, table perimeter, and # Outlet Pairs; e.g., PDAP344-8.
4. Determine List \$ by adding the sum of prices for Apron Sizes and the sum of Outlets prices;

e.g., (728 + 570 + 728 + 570) + (2674 + 891 + 2674 + 891) = \$9726

For Soft Plug option Product Number becomes PDAPSP344-8:

e.g., (728 + 570 + 728 + 570) + (2674 + 891 + 2674 + 891) = \$9726 + \$98 = 9824

Blended 15 Amp Simplex and Smart\* USB A+C

10 watt per port minimum

USB-A; \*18 watt QC 3.0 maximum

USB-C; \*20 watt PD 3.0 maximum

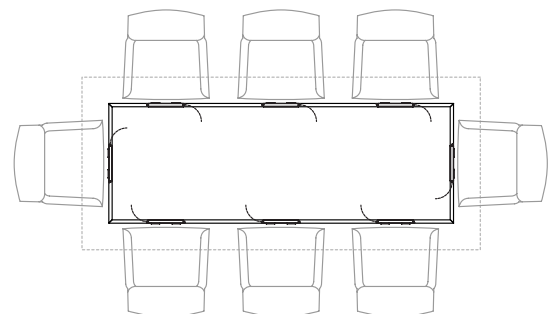
Chicago Code:

Type A Port and One Type-C Port;

combined total of 5.1 Amps of Charging Power

- Type-C Port can charge max 3 Amps at 5 Volts

- Type-A Port can charge max 2.4 Amps at 5 Volts



PERIMETER POWER-DATA (cont.)

Dean



Power Option	Softplug		Softplug+CircuitBreaker		Hardwire	
	ProdNo.	Prefix	List \$	ProdNo.	Prefix	List \$
2-Port: (2) Splx	ELD220S...		373	ELD220C...		437
2-Port: (1) Splx, (1) USB-A+C	ELD211S...		497	ELD211C...		559
• 3-Port: (2) Splx, (1) USB-A+C	ELD321S...		522	ELD321C...		582
4-Port: (2) Splx, (2) USB-A+C	ELD422S...		758	ELD422C...		820
5-Port: (2) Splx, (1) USB-A+C, (1) USB-A+C100	ELD522S...		931	ELD522C...		995
Material:	...Suffix					
• White	...WH					
Black	...BLK					
Storm	...STR					
Fog	...FOG					

> To Order:

For product numbers, append the Material Suffix to the Prefix Code; read across and down for list price.

Ex: For 2-Port with two simplex outlets, softplug unit in white, product number is ELD220SWH; list price is \$373.

! Notes:

Includes 6-ft UL Listed power cord. 10-ft cord available upon request.

Dean's housing is clear anodized aluminum. The faceplate is molded plastic and the trim is Resin coated steel.

The Corded Dean can be used in New York City, as per the NYC Electrical Code.


The Hardwired Dean must be used on all furnishings in Chicago.

To use with Interlink IQ 2.0 contact your Customer Service Representative.

- Splx = 15A 125V Simplex Outlet
- USB-A+C = USB-A 2.1A & UCB-C 18 watts (uses one port)
- USB-C45 = USB-C Outlet, 45 watts (uses one port)
- USB-C100 = USB-C Outlet, 100 watts (uses two ports)

**SURFACE POWER-DATA**

**Burelé®**



Power Option	Softplug		Softplug+CircuitBreaker	
	ProdNo. Prefix	List \$	ProdNo. Prefix.	List \$
• 4-Port: (2) Splx, (2) USB-A+C	ELBU422S...	780	ELBU422C...	842
Material	...Suffix			
• Gloss White	...WH			
Gloss Black	...BLK			

> To Order:  
 For product numbers, append the Material Suffix to the Prefix Code; read across and down for list price.  
 Ex: For 4-Port, softplug unit in gloss white, product number is ELBU422SWH; list price is \$780.

! Notes:  
 Includes 6-ft UL Listed power cord. 10-ft cord available upon request.  
 USB-A+C = USB-A 2.1A & UCB-C 18 watts (uses one port)  
 The Corded Dean can be used in New York City, as per the NYC Electrical Code.

**Node**



Power Option	Softplug		Softplug+CircuitBreaker		Hardwire	
	Product No.	List \$	Product No.	List \$	Product No.	List \$
2-Port: (2) Simplex						
Satin nickel, plated	ELN220SSP	402	ELN220CSP	465	ELN220HSP	482
• Parchment resin coat	ELN220SPR	269	ELN220CPR	332	ELN220HPR	350
Dark bronze, plated	ELN220SBP	402	ELN220CBP	465	ELN220HBP	482
Midnight resin coat	ELN220SMR	269	ELN220CMR	332	ELN220HMR	350
Trivalent chrome, white simplex	ELN220STC	334	ELN220CTC	399	ELN220HTC	416
2-Port: (1) Simplex, (1) USB-A+C						
Satin nickel, plated	ELN211SSP	533	ELN211CSP	581	ELN211HSP	602
• Parchment resin coat	ELN211SPR	402	ELN211CPR	464	ELN211HPR	469
Dark bronze, plated	ELN211SBP	520	ELN211CBP	581	ELN211HBP	614
Midnight resin coat	ELN211SMR	402	ELN211CMR	464	ELN211HMR	469
Trivalent chrome, white simplex	ELN211STC	467	ELN211CTC	530	ELN211HTC	536

! Notes:  
 Includes 6-ft UL Listed power cord. 10-ft cord available upon request.  
 USB-A+C = USB-A 2.1A & UCB-C 18 watts (uses one port)  
 The Corded Node can be used in New York City, as per the NYC Electrical Code.  
 To use with Interlink IQ 2.0 contact your Customer Service Representative.

**MhoB**



Power Option	Softplug		Softplug+CircuitBreaker		Hardwire	
	ProdNo. Prefix	List \$	ProdNo. Prefix.	List \$	ProdNo. Prefix.	List \$
2-Port: (2) Splx	ELM220S...	445	ELM220C...	508	ELM220H...	527
2-Port: (1) Splx, (1) USB-A+C	ELM211S...	570	ELM211C...	633	ELM211H...	651
• 3-Port: (2) Splx, (1) USB-A+C	ELM321S...	595	ELM321C...	658	ELM321H...	676
4-Port: (1) Splx, (1) USB-A+C, (1) HDMI, (1) RJ45	ELM413S...	815	ELM413C...	879	ELM413H...	895
• 4-Port: (2) Splx, (1) USB-A+C, (1) USB-C45	ELM422S...	833	ELM422C...	895	ELM422H...	911
5-Port: (2) Splx, (1) USB-A+C, (1) USB-C100	ELM522S...	1043	ELM522C...	1106	ELM522H...	1124
5-Port: (2) Splx, (1) USB-A+C, (1) HDMI, (1) RJ45	ELM523S...	876	ELM523C...	940	ELM523H...	953
Material:	...Suffix					
• Gloss White Resin Coat	...WH					
Gloss Black Resin Coat	...BLK					
Silver Resin Coat / Black Trim	...SLV					

> To Order:  
 For product numbers, append the Material Suffix to the Prefix Code; read across and down for list price.  
 Ex: For 2-Port w/ two simplex outlets, softplug unit in Gloss White Resin Coat, ProdNo is ELM220SWH; list price is \$445.

! Notes:  
 Includes 6-ft UL Listed power cord. 10-ft cord available upon request.  
 Resin coated aluminum housing and grommet.  
 The Corded MhoB can be used in New York City, as per the NYC Electrical Code.  
 The Hardwired MhoB must be used on all furnishings in Chicago.  
 To use with Interlink IQ 2.0 contact your Customer Service Representative.

Splx = 15A 125V Simplex Outlet  
 USB-AA = Dual USB-A 2.1 per port  
 USB-A+C = USB-A 2.1A & UCB-C 18 watts (uses one port)  
 USB-C45 = USB-C Outlet, 45 watts (uses one port)  
 USB-C100 = USB-C Outlet, 100 watts (uses two ports)

Dean Z-Mount



Power Option	Softplug		Softplug+CircuitBreaker		Hardwire	
	ProdNo.	Prefix	List \$	ProdNo.	Prefix.	List \$
2-Port: (2) Splx	ELDZ220S...		373	ELDZ220C...		437
2-Port: (1) Splx, (1) USB-A+C	ELDZ211S...		497	ELDZ211C...		559
• 3-Port: (2) Splx, (1) USB-A+C	ELDZ321S...		522	ELDZ321C...		582
Material	...Suffix					
• White	...WH					
Black	...BLK					
Storm	...STR					
Fog	...FOG					

> To Order:

For product numbers, append the Material Suffix to the Prefix Code; read across and down for list price.

Ex: For 2-Port w/ two simplex outlets, softplug unit in White, product number is ELDZ220SWH; list price is \$373.

! Notes:

Includes 6-ft UL Listed power cord. 10-ft cord available upon request.

USB-A+C = USB-A 2.1A & UCB-C 18 watts (uses one port)

Dean's housing is clear anodized aluminum. The faceplate is molded plastic and the trim is Resin coated steel.


The Corded Dean Z can be used in New York City, as per the NYC Electrical Code.

The Hardwired Dean Z must be used on all furnishings in Chicago.

To use with Interlink IQ 2.0 contact your Customer Service Representative.

*SURFACE POWER-DATA (cont.)*

Power-Comm Recessed Consoles

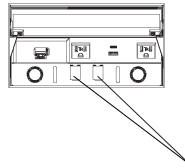


Matching Lid (13.8w 6.4d flush-to-surface)	Specify for Black	Specify for White	List \$
Interface G2 UT	Option GC	Option GCW	2366

Contains

- (4) AC-power outlets
- (1) Convenience outlet
- (1) 2.4A USB-A Charging Port + (1) 60-Watt USB-C Power.
- (1) Telecom Plate with HDMI
- (2) Blank Telecom Plates.

Contact Customer Service for other telecom plate options.  
 Modules and face plates are black or white, as listed above.  
 Includes lid to match table or worksurface top.  
 Includes a 6-foot UL-approved power cord.  
 Specify location and quantity; include a drawing with your purchase order.  
 Hardwire is not available.



Matching Lid (8.75w 4.5d flush-to-surface)	Specify for Black	Specify for White	List \$
Interact G2 UT	Option GCS	Option GCSW	1338

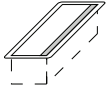
Contains

- (2) AC-power outlets
- (1) Convenience outlet
- (1) 2.4A USB-A Charging Port + (1) 60-Watt USB-C Power.
- (1) Telecom Plate with HDMI
- (2) Blank Data Knockouts
- (2) Cord Pass-Throughs.


Contact Customer Service for other telecom plate options.  
 Modules and face plates are black or white, as listed above.  
 Keystone data options purchased separately for blank data knockouts.  
 Includes lid to match table or worksurface top.  
 Includes a 6-foot UL-approved power cord.  
 Specify location and quantity; Include a drawing with your purchase order.  
 Hardwire is not available.

SURFACE POWER-DATA (cont.)

Power-Comm Troughs, Single



Single Recessed Trough		# Doors	# Modules	MRSA Finish	List \$
Power-Comm Single Trough	7w	1	1	SYT.S00.007	2385
Power-Comm Single Trough	12w	1	1	SYT.S00.012	2430
Power-Comm Single Trough	18w	1	1	SYT.S00.018	2477
Power-Comm Single Trough	24w	1	1	SYT.S00.024	2555
Power-Comm Single Trough	30w	1	1	SYT.S00.030	2615
Power-Comm Single Trough	36w	2	2	SYT.S00.036	3701
Power-Comm Single Trough	42w	2	2	SYT.S00.042	3813
Power-Comm Single Trough	48w	2	2	SYT.S00.048	3997
Power-Comm Single Trough	54w	2	2	SYT.S00.054	4078
Power-Comm Single Trough	60w	2	2	SYT.S00.060	4182
Power-Comm Single Trough	66w	2	2	SYT.S00.066	4343
Power-Comm Single Trough	72w	3	3	SYT.S00.072	5668
Power-Comm Single Trough	78w	3	3	SYT.S00.078	5739
Power-Comm Single Trough	84w	3	3	SYT.S00.084	5812
Power-Comm Single Trough	90w	3	3	SYT.S00.090	5893
Power-Comm Single Trough	96w	3	3	SYT.S00.096	5991
Power-Comm Single Trough	102w	3	3	SYT.S00.102	6151
Power-Comm Single Trough	108w	4	4	SYT.S00.108	7093
Power-Comm Single Trough	114w	4	4	SYT.S00.114	7288
Power-Comm Single Trough	120w	4	4	SYT.S00.120	7584
Power-Comm Single Trough	126w	4	4	SYT.S00.126	7690
Power-Comm Single Trough	132w	4	4	SYT.S00.132	7769
Power-Comm Single Trough	144w	5	5	SYT.S00.144	8286
Power-Comm Single Trough	150w	5	5	SYT.S00.150	8483
Power-Comm Single Trough	156w	5	5	SYT.S00.156	8655
Power-Comm Single Trough	162w	5	5	SYT.S00.162	9785
Power-Comm Single Trough	168w	5	5	SYT.S00.168	10038
Power-Comm Single Trough	180w	6	6	SYT.S00.180	10564



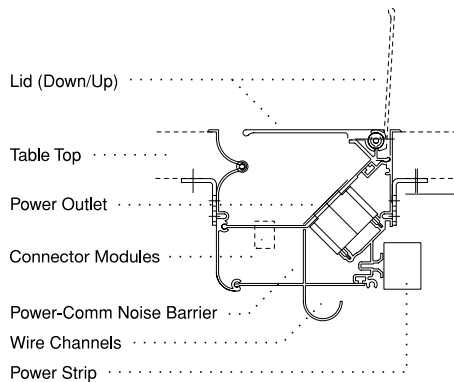
Notes:

Depth is 6.3 inches; width dimensions are 0.8 inches greater than nominal listings above.  
 One grounded triplex outlet per door, on center; outlets have a 10 foot cord; UL-approved.  
 Specify Connector Modules from following pages.  
 Standard finish is MRSA Resin Satin Aluminum on lids and housing; see options below.

Optional Materials, Lids only:	Change 6th digit to:	Add, per lineal inch (w):
Frosted Glass	G	\$ 3
Silex Faux-Leather	L	\$ 8
Solid Surface is Avonite® 8016 White, Matte.	C	\$ 7

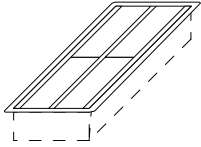
Optional Finish, Lids & Housing:	Specify:	Add, per lineal inch (w):
Brushed Nickel	Option BN	\$ 41

For hard-wired troughs with duplex outlets, add HW to the product number; add \$592 per door.  
 15 amp duplex  
 - One Type-A Port and one Type-C Port; combined total of 5.1A of charging power  
 - Type-A Port can charge maximum 2.4 Amps @ 5V  
 - Type-C Port can charge maximum 3 Amps @ 5V




*SURFACE POWER-DATA (cont.)*

Power-Comm Troughs, Dual



Dual Recessed Trough		# Doors	# Modules	MRSA Finish	List \$
Power-Comm Dual Trough	7w	2	2	SYT.N00.007	3758
Power-Comm Dual Trough	12w	2	2	SYT.N00.012	3820
Power-Comm Dual Trough	18w	2	2	SYT.N00.018	3880
Power-Comm Dual Trough	24w	2	2	SYT.N00.024	3950
Power-Comm Dual Trough	30w	2	2	SYT.N00.030	4061
Power-Comm Dual Trough	36w	4	4	SYT.N00.036	6406
Power-Comm Dual Trough	42w	4	4	SYT.N00.042	6543
Power-Comm Dual Trough	48w	4	4	SYT.N00.048	6706
Power-Comm Dual Trough	54w	4	4	SYT.N00.054	6903
Power-Comm Dual Trough	60w	4	4	SYT.N00.060	7046
Power-Comm Dual Trough	66w	4	4	SYT.N00.066	7354
Power-Comm Dual Trough	72w	6	6	SYT.N00.072	9698
Power-Comm Dual Trough	78w	6	6	SYT.N00.078	9768
Power-Comm Dual Trough	84w	6	6	SYT.N00.084	9898
Power-Comm Dual Trough	90w	6	6	SYT.N00.090	10071
Power-Comm Dual Trough	96w	6	6	SYT.N00.096	10304
Power-Comm Dual Trough	102w	6	6	SYT.N00.102	10564
Power-Comm Dual Trough	108w	8	8	SYT.N00.108	12388
Power-Comm Dual Trough	114w	8	8	SYT.N00.114	12878
Power-Comm Dual Trough	120w	8	8	SYT.N00.120	13421
Power-Comm Dual Trough	126w	8	8	SYT.N00.126	13608
Power-Comm Dual Trough	132w	8	8	SYT.N00.132	13844
Power-Comm Dual Trough	144w	10	10	SYT.N00.144	15678
Power-Comm Dual Trough	150w	10	10	SYT.N00.150	15785
Power-Comm Dual Trough	156w	10	10	SYT.N00.156	15984
Power-Comm Dual Trough	162w	10	10	SYT.N00.162	16182
Power-Comm Dual Trough	168w	10	10	SYT.N00.168	16383
Power-Comm Dual Trough	180w	12	12	SYT.N00.180	19331



Notes:

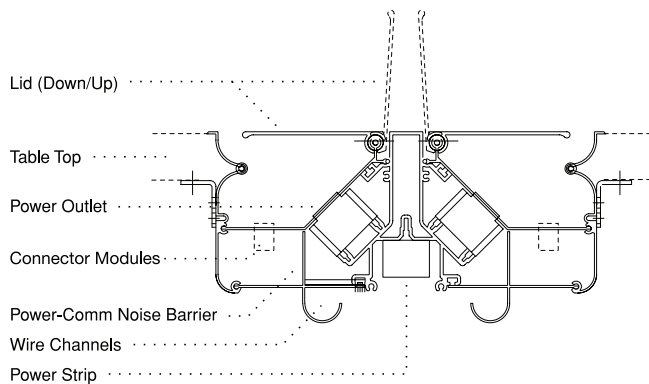
Depth is 12.9 inches; width dimensions are 0.8 inches greater than nominal listings above.  
 One grounded triplex outlet per door, on center; outlets have a 10 foot cord; UL-approved.  
 Specify Connector Modules from following pages.  
 Standard finish is MRSA Resin Satin Aluminum on lids and housing; see options below.

Optional Materials, Lids only:	Change 6th digit to:	Add, per lineal inch (w):
Frosted Glass	G	\$ 6
Sillex Faux-Leather	L	\$ 18
Solid Surface is Avonite® 8016 White, Matte.	C	\$ 16


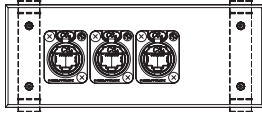
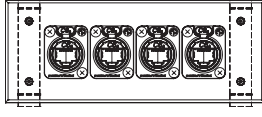
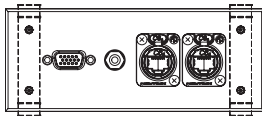

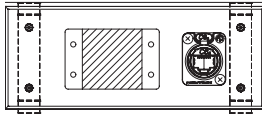
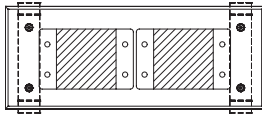
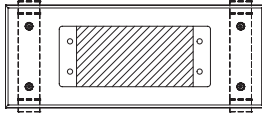

Optional Finish, Lids & Housing:	Specify:	Add, per lineal inch (w):
Brushed Nickel	Option BN	\$ 83

For hard-wired troughs with duplex outlets, add HW to the product number; add \$592 per door.

- 15 amp duplex
- One Type-A Port and one Type-C Port; combined total of 5.1A of charging power
- Type-A Port can charge maximum 2.4 Amps @ 5V
- Type-C Port can charge maximum 3 Amps @ 5V







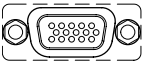


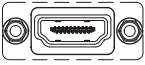
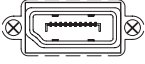




	COMPONENTS	POWER-COMM TROUGH CONNECTORS + PLATE PRODUCT NO.	LIST \$
Preset Module 1	Dual RJ-45	MODULE1	401
	1 (blank) 2 Neutrik Cat6A RJ-45 (NE8FDX-P6-B) 3 Neutrik Cat6A RJ-45 (NE8FDX-P6-B) 4 (blank)		
Preset Module 2	Triple RJ-45	MODULE2	522
	1 Neutrik Cat6A RJ-45 (NE8FDX-P6-B) 2 Neutrik Cat6A RJ-45 (NE8FDX-P6-B) 3 Neutrik Cat6A RJ-45 (NE8FDX-P6-B) 4 (blank)		
Preset Module 3	Quad RJ-45	MODULE3	637
	1 Neutrik Cat6A RJ-45 (NE8FDX-P6-B) 2 Neutrik Cat6A RJ-45 (NE8FDX-P6-B) 3 Neutrik Cat6A RJ-45 (NE8FDX-P6-B) 4 Neutrik Cat6A RJ-45 (NE8FDX-P6-B)		
Preset Module 5	VGA and 3.5mm, Dual RJ-45	MODULE5	479
	1 RCI 15-Pin HD 2 3.5 mm Audio 3 Neutrik Cat6A RJ-45 (NE8FDX-P6-B) 4 Neutrik Cat6A RJ-45 (NE8FDX-P6-B)		
Preset Module 7	HDMI, Dual RJ-45	MODULE7	527
	1 Neutrik HDMI (NAHDMI-W-B) 2 Neutrik Cat6A RJ-45 (NE8FDX-P6-B) 3 Neutrik Cat6A RJ-45 (NE8FDX-P6-B)		
Preset Module 15	Dual Extron MAAP Opening, RJ-45	MODULE15	332
	1-3 Any (2) single MAAP plates or (1) Dual MAAP plate 4 Neutrik Cat6A RJ-45 (NE8FDX-P6-B)		
Preset Module 16	Two (2) Dual Extron MAAP Openings	MODULE16	337
	1-4 Any (2) single MAAP plates per cutout or (1) Dual MAAP Plate per cutout		
Preset Module 17	Two (2) Dual Extron AAP Openings	MODULE17	337
	1-4 Any (2) single AAP plates or (1) Dual AAP Plate		
Connector Module Plate	Plate Only	MODULEBLANK	169
	1-4 (Blank)		

All modules are 6 inches in width and are to be site-wired.  
 List the modules in the order they are to be applied left-to-right.  
 Use Connectors+Plate for Power-Comm Troughs.

ORDER CUSTOM MODULES BY ENTERING A CONNECTOR CODE FOR EACH POSITION AT RIGHT (ENTER 'B' FOR BLANK, ADD ZERO \$). INCLUDE A BLANK PLATE FROM PRIOR PAGE.

-	-	-	-
1	2	3	4

TOTAL COST IS THE SUM OF THE CONNECTOR \$ + BLANK PLATE \$:  
 EXAMPLE: C37 - \_\_ - C34 - C36 = \$296 (63 + 131 + 102), PLUS \$169 FOR PLATE.

	DESCRIPTION	CODE	LIST \$
Voice / Data 	Neutrik Cat6 RJ-45 (NE8FDY-C6-B) 110 Punch Down	C28	187
	Neutrik Cat6A RJ-45 (NE8FDX-P6-B) Female-to-Female Pass-Thru	C30	236
VGA 	Calrad 15-Pin HD Female-to-Female Pass-Thru	C31	183
Audio 	3.5 mm Audio Female-to-Female Pass-Thru	C32	91
Video 	Neutrik HDMI (NAHDMI-W-B) Female-to-Female Pass-Thru	C33	239
	Archtec HDMI HDMI-to-Tail with 4-in whip	C34	131
	Calrad Display Port Female-to-Female Pass-Thru	C35	230
Computer 	Neutrik USB 2.0 Type A and B (NAUSB-W-B) Female-to-Female Feed-Thru	C36	102
Grommet 	3/4-in Grommet	C37	63
USB-A 	Byrne Dual USB-A Charging 2.1 amp per port 72-in cord	C38	327
USB-C 	Byrne USB-C Charging 60 watt power supply 72-in cord	C39	529

