

### Troubleshooting/FAQs

#### Error codes (only DPG1C)



The DPG1C shows error codes generated in the CBD6S in case of errors in the system. The most common errors loop between the error code (EXX) and the error text, check the codes below:

Error codes	Cause
E53-E64	COLLISION
E41-E52	OVERLOAD
E01	INITIALISATION



Software versions before SW 1.13 only show error E01.

#### Factory reset (only DPG1M, DPG1B and DPG1C)

Press and hold the  and  buttons for eight seconds to set the DPG to factory default. The LED/light strip flashes red three times to indicate the reset is done. If a factory reset is performed, it sets the DPG back to the configured state, i.e. all configurations made in the DPG configurator will not be reset – only the settings changed directly on the DPG or in the app by the end users will be reset.

#### DPG1C only

During reset, the display lights up after five seconds, showing an arrow with a countdown [seconds] and RESET

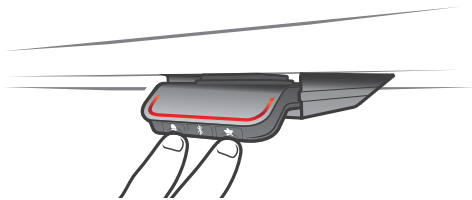


Figure 42: Reset to factory default (DPG1B and DPG1C)



Figure 43: Reset to factory default (DPG1M)