

TUOHY

# Duende

TQ



Conference: **Duende**

Top Materials and Edge Styles CD3  
Tables with Self-Edge Tops CD4  
Tables with Metal Edge Tops CD5



**Design:** Metrica



Lucio Quinzio Leonelli



Robin Rizzini

TUOHY
















**Thickness** (inches, nominal)

**Top Materials**

**Edge Styles**

Self/Layered Edge

Metal Edge

1.5		<p><b>TO</b> Wood1</p> <p>AN89 Light Anigre AS22 Blanco Ash BS28 Whitened Oak CH45 Light Cherry MP57 Light Maple MP61 White Maple SOX6 Sand Oak SSX2 Striped Sand WL16 American Walnut WL20 Australian Walnut WL35 Scandia Walnut WL79 Sumatra Walnut WO21 Rift White Oak WO4 Ebony Oak</p>	<p><b>TO</b> Wood2</p> <p>BS30 Mateo Gray CH49 Medium Cherry CH53 Dark Cherry FB14 Flamed Black FG11 Flamed Gray FS10 Flamed Sand FWX9 Flamed White MH95 Medium Mahogany MH97 Dark Mahogany SP73 Medium Sapele WL25 Capella Walnut WL31 Onyx Walnut WL33 Catalan Walnut WN13 Wenge WO38 Tangiers Oak</p>		
		<p><b>TO</b> HPL</p> <p>Formica® 949 White</p>			
		<p>Fenix® NTM</p> <p>30 Bianco Alaska 718 Grigio Londra 720 Nero Ingo</p>			
2		<p>Glass Back-Painted</p> <p>S.BLK Black S.BWT White</p>			
		<p>Glass Acid-Etched</p> <p>O.BWT OcuWrite White</p>			
		<p><b>TO</b> Acrylic Solid Surface</p> <p>Avonite® 8256 Polaris</p>			

**TQ** = Tuohy QuickShip is available in columns tagged with this symbol.  
 To order, insert "TQ" before the product prefix. Ex: TQUDAC9632 replaces UDAC9632.  
 Inquire with Customer Service on current lead-times and power-data options.

Duende Tables: <b>Self-Edge Tops</b>	Seats	Product Code	Top Materials (specify by code)					Optional Covers (specify by code)	
			<b>TQ</b> Wood1	<b>TQ</b> Wood2	<b>TQ</b> HPL	Fenix®	<b>TQ</b> Acrylic SS	Table/Leg Covers	Leg Covers
<b>Conference 29.3h, Rectangle Shape ‡</b>			WS1	WS2	HPS	FXS	SSS	WFT	WFL
Duende Conf Self/Rect 96w 32d	6-10	UDAC9632	9110	9748	8339	9183	13092	2900	1610
Duende Conf Self/Rect 96w 48d	6-12	UDAC9648	10860	11620	8832	9703	15798	2900	1610
Duende Conf Self/Rect 120w 36d	8-12	UDAC12036	10328	11051	10642	12608	15020	3012	1610
Duende Conf Self/Rect 120w 52d	8-14	UDAC12052	12571	13451	12414	14357	18450	3012	1610
Duende Conf Self/Rect 144w 36d	10-14	UDAC14436	11240	12027	11505	—	16680	3067	1610
Duende Conf Self/Rect 144w 52d	10-16	UDAC14452	13814	14781	12803	—	20749	3067	1610
<b>Conference 29.3h, Super-Ellipse Shape ‡</b>			WS1	WS2	HPS	FXS	SSS	WFT	WFL
Duende Conf Self/Ellipse 96w 32/24d	6-10	UDAD963224	9390	10047	8591	9716	14214	2900	1610
Duende Conf Self/Ellipse 96w 48/42d	6-12	UDAD964842	11138	11918	9084	10233	16920	2900	1610
Duende Conf Self/Ellipse 120w 36/29d	8-12	UDAD1203629	10610	11353	10893	13141	16142	3012	1610
Duende Conf Self/Ellipse 120w 52/45d	8-14	UDAD1205245	12853	13753	12663	14890	19571	3012	1610
Duende Conf Self/Ellipse 144w 36/29d	10-14	UDAD1443629	11523	12330	11758	—	17801	3067	1610
Duende Conf Self/Ellipse 144w 52/45d	10-16	UDAD1445245	14096	15083	13053	—	21870	3067	1610
<b>Collaborative 41.5h, Rectangle Shape ‡</b>			WS1	WS2	HPS	FXS	SSS	WFT	WFL
Duende Collab Self/Rect 96w 32d	6-10	UDBC9632	9615	10288	8844	9688	13599	3012	1722
Duende Collab Self/Rect 120w 36d	8-12	UDBC12036	10834	11592	11146	13113	15525	3122	1722
Duende Collab Self/Rect 144w 36d	10-14	UDBC14436	11747	12569	12010	—	17184	3178	1722
<b>Collaborative 41.5h, Super-Ellipse Shape ‡</b>			WS1	WS2	HPS	FXS	SSS	WFT	WFL
Duende Collab Self/Ellipse 96w 32/24d	6-10	UDBD963224	9893	10586	9098	9939	14718	3012	1722
Duende Collab Self/Ellipse 120w 36/29d	8-12	UDBD1203629	11113	11891	11398	13365	16647	3122	1722
Duende Collab Self/Ellipse 144w 36/29d	10-14	UDBD1443629	12025	12867	12262	—	18306	3178	1722

! Notes:

- All tops are in one section and cannot be sectioned further for handling or logistics purposes.
- Parametric sizing is available, up to -6in. width, -6in. depth. **TQ** Not available on TQ.
- Price of table includes top and bases in resin finishes as listed on at the bottom of the next page.
- For MPA Metal Polished Aluminum bases add price below in options.
- Electrical options: Power-Data Apron; Power-Comm Troughs (Single, Dual).
- For Wire management add code and Price. Pricing is in resin finishes as listed on at the bottom of the next page.
- When using Power-Data Apron and Power-Comm Trough just use leg covers for wire management.
- For MPA Metal Polished Aluminum wire management add price below.
- 144w tables in Wood1 and Wood2 are dependent on veneer availability.

+ Options:

- For MPA Polished Aluminum bases add \$11415.
- For MPA Polished Aluminum, WFT; Wire Management Full Table add \$2533 for 29.3h Tables.
- For MPA Polished Aluminum, WFT; Wire Management Full Table add \$2707 for 41.5h Tables.
- For MPA Polished Aluminum, WFL; Wire Management Legs only add \$1176 for 29.3h Tables.
- For MPA Polished Aluminum, WFL; Wire Management Legs only add \$1353 for 41.5h Tables.



**TQ** = Tuohy QuickShip is available in columns tagged with this symbol.  
 To order, insert "TQ" before the product prefix. Ex: TQUDDC9632 replaces UDCC9632.  
 Inquire with Customer Service on current lead-times and power-data options.

		Top Materials (specify by code)									Optional Covers	
Duende Tables: <b>Metal Edge Tops</b>		Seats	Product Code	<b>TQ</b> Wood1	<b>TQ</b> Wood2	<b>TQ</b> HPL	Fenix®	Glass BP	OcuWrite	<b>TQ</b> Acrylic SS	Table/Leg	Leg
Conference 29.3h, Rectangle Shape ‡				WM1	WM2	HPM	FXM	BGM	AGM	SSM	WFT	WFL
Duende Conf Metal/Rect 96w 32d	6-10	UDCC9632	10410	11139	9640	10484	14328	15729	14231	2900	1610	
Duende Conf Metal/Rect 96w 48d	6-12	UDCC9648	12160	13011	10134	11002	17336	19203	17099	2900	1610	
Duende Conf Metal/Rect 120w 36d	8-12	UDCC12036	11629	12443	11941	13910	16483	18232	16319	3012	1610	
Duende Conf Metal/Rect 120w 52d	8-14	UDCC12052	14090	15076	13929	15875	21104	23633	19967	3012	1610	
Duende Conf Metal/Rect 144w 36d	10-14	UDCC14436	12704	13593	12970	—	18529	20631	18141	3067	1610	
Duende Conf Metal/Rect 144w 52d	10-16	UDCC14452	15495	16580	14482	—	23989	27024	22427	3067	1610	
Collaborative 41.5h, Rectangle Shape ‡				WM1	WM2	HPM	FXM	BGM	AGM	SSM	WFT	WFL
Duende Collab Metal/Rect 96w 32d	6-10	UDCC9632	10915	11679	10397	10987	14833	16234	14736	3012	1722	
Duende Collab Metal/Rect 120w 36d	8-12	UDCC12036	12133	12982	12699	14413	16986	18737	16826	3122	1722	
Duende Collab Metal/Rect 144w 36d	10-14	UDCC14436	13207	14131	13726	—	19034	21134	18648	3178	1722	

**! Notes:**

- All tops are in one section and cannot be sectioned further for handling or logistics purposes.
- Glass is applied in two pieces on single-section tops 144 wide.
- Parametric sizing is available, up to -6in. width, -6in. depth. **TQ** Not available on TQ.
- Price of table includes top and bases with resin finishes as listed below.
- For MPA Metal Polished Aluminum bases add price below in options.
- Electrical options: Power-Data Apron; Power-Comm Troughs (Single, Dual).
- For Wire management add code and Price. Pricing is in resin finishes as listed below.
- When using Power-Data Apron and Power-Comm Trough just use leg covers for wire management.
- For MPA Metal Polished Aluminum wire management add price below.
- 144w tables in Wood1 and Wood 2 are dependent on veneer availability.

**+ Options:**

- For MPA Polished Aluminum bases add \$11415.
- For MPA Polished Aluminum, WFT; Wire Management Full Table add \$2533 for 29.3h Tables.
- For MPA Polished Aluminum, WFT; Wire Management Full Table add \$2707 for 41.5h Tables.
- For MPA Polished Aluminum, WFL; Wire Management Legs only add \$1176 for 29.3h Tables.
- For MPA Polished Aluminum, WFL; Wire Management Legs only add \$1353 for 41.5h Tables.

**Table Sections**

All tops ship in one section (i.e., a single subtop).  
 Glass surfaces 144w have two-piece construction on a single section subtop, with a seam on-center.

**Tops 1.5-in Nominal Thickness**

**TQ** Wood1

- AN89 Light Anigre
- AS22 Blanco Ash
- BS28 Whitened Oak
- CH45 Light Cherry
- MP57 Light Maple
- MP61 White Maple
- SOX6 Sand Oak
- SSX2 Striped Sand
- WL16 American Walnut
- WL20 Australian Walnut
- WL35 Scandia Walnut
- WL79 Sumatra Walnut
- WO21 Rift White Oak
- WO4 Ebony Oak

**TQ** Wood2

- BS30 Mateo Gray
- CH49 Medium Cherry
- CH53 Dark Cherry
- FB14 Flamed Black
- FG11 Flamed Gray
- FS10 Flamed Sand
- FWX9 Flamed White
- MH95 Medium Mahogany
- MH97 Dark Mahogany
- SP73 Medium Sapele
- WL25 Capella Walnut
- WL31 Onyx Walnut
- WL33 Catalan Walnut
- WN13 Wenge
- WO38 Tangiers Oak

**TQ** HPL

Formica® 949 White

**Fenix® NTM**

- 30 Bianco Alaska
- 718 Grigio Londra
- 720 Nero Ingo

**Tops 2-in Nominal Thickness**

**Glass Back-Painted**

- S.BLK Black
- S.BWT White

**Acid-Etched OcuWrite**

- O.BWT OcuWrite White

**TQ** Acrylic Solid Surface

- Avonite® 8256 Polaris

**Leg & Wire Cover Finish Codes:**

- MPA Polished Aluminum
- TQ** MRB Resin Black (SC)
- TQ** MRBM Resin Black Matte (SC)
- TQ** MRW Resin White (SC)
- TQ** MRSA Resin Satin Aluminum (SC)
- TQ** MRTG Resin Thunder Gray (SC)

144w tables in Wood1 or Wood2 are subject to veneer availability.

