

TUOHY

Geneva Casegoods



Casegoods: **Geneva**

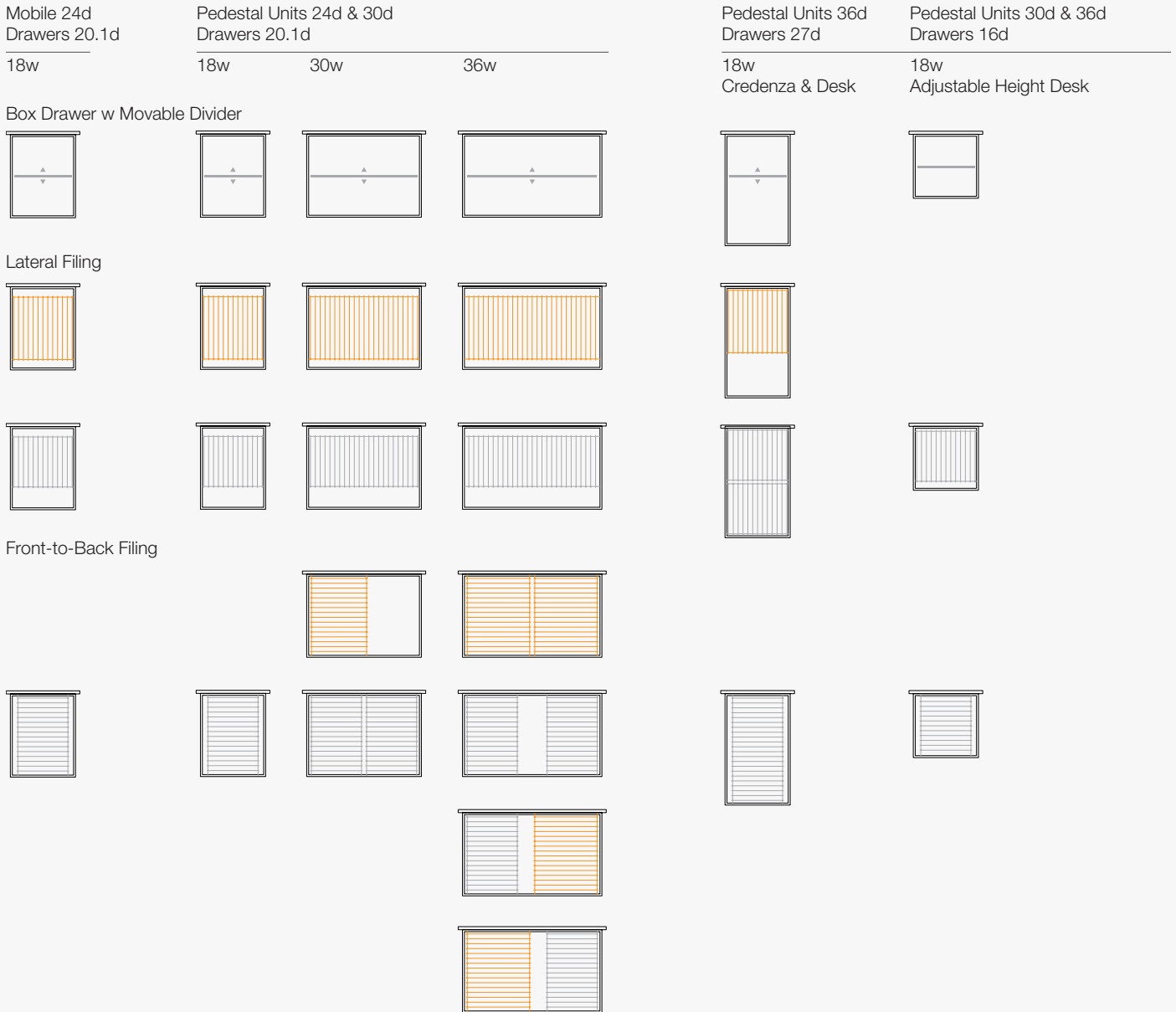
Drawer Layouts	AG3
Half-Panel Desks	AG4
Half-Panel Runoffs	AG4
Half-Panel Bridges	AG4
Half-Panel Credenzas	AG5
Desk-Tables & Tables	AG6
Desks	AG7
Runoffs	AG9
Bridges	AG10
Credenza Tops	AG11
Credenza Support Keels	AG12
L/T Panels	AG12
Modesty Panels	AG13
Pedestals 28h	AG14
Pedestals 40h/54h	AG16
Pedestals, Mobile	AG17
Hutches	AG18
Wall Hutches	AG20
Towers	AG22
Gallery Modules	AG25
Gallery Added Elements	AG27
Adjustable Height	AG28

Design:
Halsey, McCormack & Helmer



Drawer Layouts: Plan View

Slides: Side-Mount



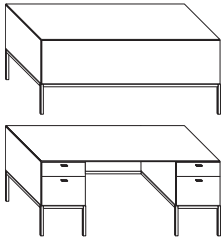
DRAWER CONSTRUCTION

A fine point for a quality casegood product is the inner drawer construction. Each TUOHY casegood offers you uncompromised excellence in this area as well. Drawer boxes are constructed with dovetail joinery for maximum durability. The drawer face is mounted separately to this box (i.e., five-sided construction) to maintain integrity.

Drawer bottoms are dadoed on all four sides. Slides for box drawers are rated at 100 pounds per drawer; slides for file drawers are rated at a heavy duty 150 pound load per drawer. All slides have progressive action.

Box drawers have a removable divider, adjustable when depicted (±). File drawers have suspension rods for filing laterally or front-to-back, as depicted. For Drawers for Lap Area, Drawer Pencil Tray, and Locks: See the Introduction/Terms-Options section of the Master Price List, page 12.

Half-Panel Desks, Dbl Pedestal



	Product No.	List \$
Rectangular Top ↯	Freestanding	
Desk/HalfPnl 66x36 BF-BF	GAAP.LF	14799
• Desk/HalfPnl 72x36 BF-BF	GAAP.MF	14977
Desk/HalfPnl 78x36 BF-BF	GAAP.NF	15120

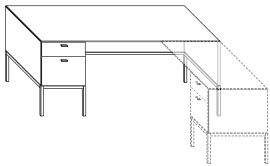
! Notes:

Locks are included.

Options:

For owner-supplied and installed stone tops (templates provided), specify Option ST.

Half-Panel Desks, Sgl Pedestal



	Product No.	List \$
Open-BF ↯		
Desk1/HalfPnl 66x36 Open-BF	GAAQ.LF	11456
Desk1/HalfPnl 72x36 Open-BF	GAAQ.MF	11633
Desk1/HalfPnl 78x36 Open-BF	GAAQ.NF	11780

BF-Open

36d 29.9h

Desk1/HalfPnl 66x36 BF-Open	GAAR.LF	11456
• Desk1/HalfPnl 72x36 BF-Open	GAAR.MF	11633
Desk1/HalfPnl 78x36 BF-Open	GAAR.NF	11780

! Notes:

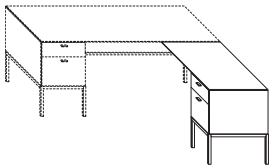
Locks are included.

Options:

- For Runoff or Bridge Attachment, specify Option AT, add \$236.

For owner-supplied and installed stone tops (templates provided), specify Option ST.

Half-Panel Runoffs



	Product No.	List \$
LH ↯		
Runoff/HalfPnl LH: 42 BF	GBAQ.G	7504
Runoff/HalfPnl LH: 48 BF	GBAQ.H	7624
Runoff/HalfPnl LH: 54 BF	GBAQ.J	7752
Runoff/HalfPnl LH: 60 LatB-LatF	GBAS.K	8484

RH ↯

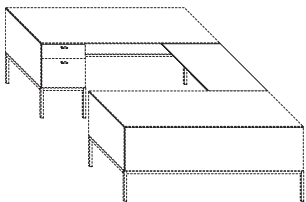
24d 29.9h

Runoff/HalfPnl RH: 42 BF	GBAR.G	7504
Runoff/HalfPnl RH: 48 BF	GBAR.H	7624
Runoff/HalfPnl RH: 54 BF	GBAR.J	7752
Runoff/HalfPnl RH: 60 LatB-LatF	GBAT.K	8484

Options:

For owner-supplied and installed stone tops (templates provided), specify Option ST.

Half-Panel Bridges



	Product No.	List \$
With Back Panel ‡		
Bridge/HalfPnl: 36	GCAV.F	3338
Bridge/HalfPnl: 42	GCAV.G	3487
Bridge/HalfPnl: 48	GCAV.H	3665
Bridge/HalfPnl: 54	GCAV.J	3784

Top Only

24d 1.5th

Bridge24Top: 36	GCAW.F	1670
Bridge24Top: 42	GCAW.G	1743
Bridge24Top: 48	GCAW.H	1831
Bridge24Top: 54	GCAW.J	1894

! Notes:

Width dimensions shown above are nominal.

Options:

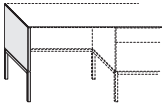
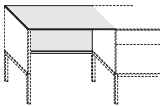
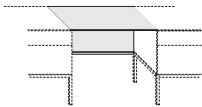
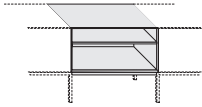
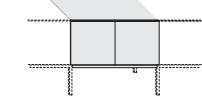
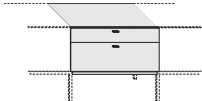
For owner-supplied and installed stone tops (templates provided), specify Option ST.

Specify: Product Number
Quantity
Tagging
Wood Finish
Hardware Finish

• Denotes Item is illustrated.
↯ Includes locks.
‡ Requires field sub-assembly.

Metal finish is MBN Brushed Nickel.

Prices listed in Wood1 Finishes.

Half-Panel Credenzas	Includes Top ↖	w	Product No.		List \$	
			Unfinished Back	Finished Back	Product No.	List \$
	Credenza/HalfPnl	24d	GG241-	645	GH241-	645
	• End Panel	1	A	722	A	722
	End Panel - For Runoff/Bridge	1	Q	777	Q	777
	End/Back Panel 23w	23	23	2255	23	2339
	End/Back Panel 29w	29	29	2339	29	2470
	• End/Back Panel 35w	35	35	2426	35	2588
	End/Back Panel 41w	41	41	2531	41	2738
	End/Back Panel 47w	47	47	2666	47	2917
	End/Back Panel 53w	53	53	2747	53	3039
	Kneehole Panel 24w	24	24	2255	24	2339
	Kneehole Panel 30w	30	30	2339	30	2470
	• Kneehole Panel 36w	36	36	2426	36	2588
	Kneehole Panel 42w	42	42	2531	42	2738
	Kneehole Panel 48w	48	48	2666	48	2917
	Kneehole Panel 54w	54	54	2747	54	3039
	Shelving 15w	15	B	3074	B	3141
	Shelving 18w	18	C	3227	C	3311
	Shelving 30w	30	E	3782	E	3929
	• Shelving 36w	36	F	4185	F	4351
	Cabinet-LH 15w	15	N	3489	N	3552
	Cabinet-LH 18w	18	P	3645	P	3731
	Cabinet-RH 15w	15	R	3489	R	3552
	Cabinet-RH 18w	18	S	3645	S	3731
	Double Cabinet 30w	30	U	4392	U	4541
	• Double Cabinet 36w	36	V	4616	V	4786
	Box/File 18w	18	M	4095	M	4267
	3Box 18w	18	D	4519	D	4686
	LatBox/LatFile 30w	30	T	4957	T	5124
	• LatBox/LatFile 36w	36	G	5483	G	5760

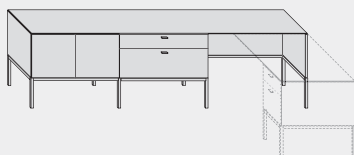
! For owner-supplied and installed stone tops (templates provided), specify Option ST.

Ordering Credenza/Half-Panel Units:

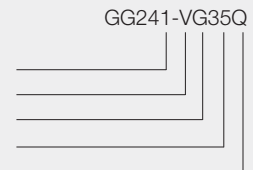
Note the ProductNo and List \$ that correspond to an Unfinished or Finished Back Panel. Follow the ProductNo column down until you have located the first (left-most) end panel or pedestal desired, then append the letter/number code to the original item number and add the price to the original price. Continue adding modules in this manner until your unit is complete.

The overall unit width will be the accumulated widths of all modules chosen. The overall price will be the accumulated prices and the final item number will be the original number plus all of the letter codes for the pedestals added. Maximum width under one top is 120 inches. Components are modular and may require field assembly. Finished backs may be segmented; inquire if a continuous back is required. Verify all logistical dimensions (e.g., elevators, corridors and doorways) prior to ordering large units.

Credenza Sample Order



Credenza/HalfPnl 24d, UnfinBack	GG241-	585
Double Cabinet 36	V	4187
LatBox/LatFile 36	G	4973
End/Back Panel 35	35	2200
End Panel - For Runoff/Bridge	Q	705



List Price: \$12650

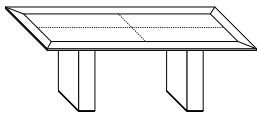
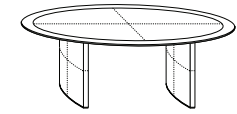
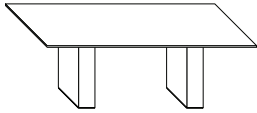
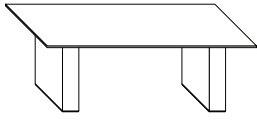
Specify: Product Number
Quantity
Tagging
Wood Finish
Hardware Finish

• Denotes Item is illustrated.
↖ Includes locks.
‡ Requires field sub-assembly.

Metal finish is MBN Brushed Nickel.

Prices listed in Wood1 Finishes.

Desk-Tables & Tables



				Product No.	List \$	Product No.	List \$
Desk-Tables w Std Eased Edge				w	d	29.9h	
				Panel Base		Bowed Panel Base	
RectangleDeskTbl-	72w	36d		GAR.7236.P	8643	GAR.7236.B	9282
RectangleDeskTbl-	78w	39d		GAR.7839.P	8930	GAR.7839.B	9574
• RectangleDeskTbl-	84w	42d		GAR.8442.P	9220	GAR.8442.B	9866
BoatDeskTbl-	78w	39/26d		GAB.7839.P	11626	GAB.7839.B	12272
BoatDeskTbl-	84w	42/28d		GAB.8442.P	11919	GAB.8442.B	12563
Tables w Std Eased Edge				84w	d	29.9h	
				Panel Base		Bowed Panel Base	
• RectangleTbl-	84w	42d		GER.8442.P	9220	GER.8442.B	9866
BoatTbl-	84w	42/28d		GEB.8442.P	11997	GEB.8442.B	12641
EllipseTbl-	84w	42/28d		GEE.8442.P	13166	GEE.8442.B	13806

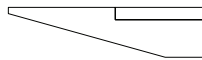
! Notes:

See also the complete Geneva Conference Collection.
 All units above have wood tops and wood bases.
 An eased edge detail is standard; see kerf option below.

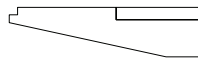
+ Options:

- Aluminum top reveal, specify Option AR, add 10%.
 - For Silex base, specify Option LB, add 35%.
 - For Stitched Silex base, specify Option SB, add 40%.
 - For Silex top, specify Option LT, add 25%.
 - For Stitched Silex top, specify Option SLT, add 30%.
- Tops ready for customer-installed stone, specify Option ST.

Power management solutions are available in the Options section of the price schedule.
 Kerf edge detail, specify Option KERF, add 3%.

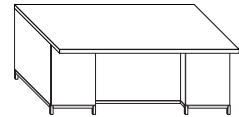
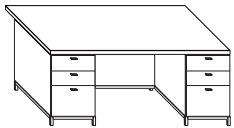
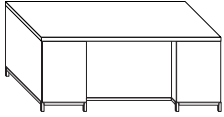
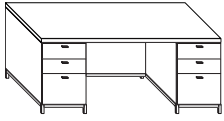


Standard

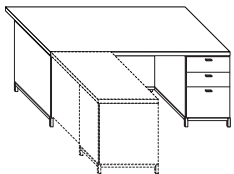
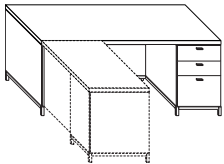


Option KERF

Desks, Double Pedestal



Desks, Single Pedestal



				Product No.	List \$	Product No.	List \$
Rectangular Top ↯	w	36d	29.9h	0.5 Base Trim		3.5 Base	
Desk 66x36	66			GAD?.LF	12840	GAA?.LF	15502
• Desk 72x36	72			GAD?.MF	13052	GAA?.MF	15692
Desk 78x36	78			GAD?.NF	13210	GAA?.NF	15841
Overhang-Top ↯	w	42d	29.9h	0.5 Base Trim		3.5 Base	
Desk/Overhang 66x36	66			GAF?.LF	12995	GAC?.LF	15660
• Desk/Overhang 72x36	72			GAF?.MF	13226	GAC?.MF	15861
Desk/Overhang 78x36	78			GAF?.NF	13388	GAC?.NF	16017

? Specify configuration (user's left-right) by modifying the Product Number:

For 2BF-2BF, change the 4th digit from ? to A.

For 2F-2F, change the 4th digit from ? to B.

For 2BF-2F, change the 4th digit from ? to C.

For 2F-2BF, change the 4th digit from ? to D.

+ Options:

For Silex inset top, specify Option LT and add \$2195.

For Stitched Silex inset top, specify Option SLT and add \$2674.

For Silex drawer faces, specify Option LF and add \$1306 per drawer.

For Stitched Silex drawer faces, specify Option SF and add \$1306 per drawer.

For Silex modesty panel, specify Option LM and add \$2468.

For Stitched Silex modesty panel, specify Option SM and add \$2913.

For COM materials applied to a modesty panel, specify Option COM; see below; price per request..

! Notes:

Modesty panel is inset 5 inches.

Overhang-Tops have a 6 inch visitor's overhang.

Face locks are included as standard

Rectangular Top ↯	w	36d	29.9h	0.5 Base Trim		3.5 Base	
Desk1 66x36	66			GAD?.LF	10081	GAA?.LF	11998
• Desk1 72x36	72			GAD?.MF	10296	GAA?.MF	12192
Desk1 78x36	78			GAD?.NF	10451	GAA?.NF	12344
Overhang-Top ↯	w	42d	29.9h	0.5 Base Trim		3.5 Base	
Desk1/Overhang 66x36	66			GAF?.LF	10240	GAC?.LF	12157
• Desk1/Overhang 72x36	72			GAF?.MF	10471	GAC?.MF	12362
Desk1/Overhang 78x36	78			GAF?.NF	10633	GAC?.NF	12517

? Specify configuration (user's left-right) by modifying the Product Number:

For LBase-2BF, change the 4th digit from ? to E.

For LBase-2F, change the 4th digit from ? to F.

For 2BF-LBase, change the 4th digit from ? to G.

For 2F-LBase, change the 4th digit from ? to H.

+ Options:

For Silex inset top, specify Option LT and add \$2195.

For Stitched Silex inset top, specify Option SLT and add \$2674.

For Silex drawer faces, specify Option LF and add \$1306 per drawer.

For Stitched Silex drawer faces, specify Option SF and add \$1306 per drawer.

For Silex modesty panel, specify Option LM and add \$2468.

For Stitched Silex modesty panel, specify Option SM and add \$2913.

For COM materials applied to a modesty panel, specify Option COM; see below; price per request..

! Notes:

Modesty panel is inset 5 inches.

Overhang-Tops have a 6 inch visitor's overhang.

Face locks are included as standard

Shipping address for COM/COL materials and memo samples:

TUOHY Furniture Corporation, P1 Upholstery Receiving, 42 Saint Albans Place, Chatfield, MN 55923



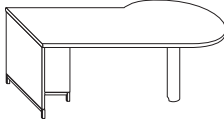
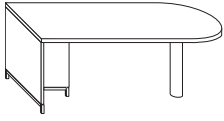
Specify: Product Number
Quantity
Tagging
Wood Finish
Hardware Finish

• Denotes Item is illustrated.
‡ Requires field sub-assembly.

Metal finish is MBN Brushed Nickel.

Prices listed in Wood1 Finishes.

Desks, Bullet and P-Top



				Product No.	List \$	Product No.	List \$
Bullet w Post-Leg & T-Base ‡	w	36d	29.9h	0.5 Base Trim		3.5 Base	
• Desk/Bullet: Post-TBase 72x36	72			GAHJ.MF	8770	GAGJ.MF	9234
Desk/Bullet: Post-TBase 78x36	78			GAHJ.NF	9274	GAGJ.NF	9738
Desk/Bullet: Post-TBase 84x36	84			GAHJ.OF	9774	GAGJ.OF	10239
P-Top w Post & T-Base ‡	w	42d	29.9h	0.5 Base Trim		3.5 Base	
Desk/P: Post-TBase 72x36	72			GAKJ.MF	10537	GAJJ.MF	11004
Desk/P: Post-TBase 78x36	78			GAKJ.NF	11048	GAJJ.NF	11515
Desk/P: Post-TBase 84x36	84			GAKJ.OF	11559	GAJJ.OF	12031
• Desk/P: TBase-Post 72x36	72			GAKK.MF	10537	GAJK.MF	11004
Desk/P: TBase-Post 78x36	78			GAKK.NF	11048	GAJK.NF	11515
Desk/P: TBase-Post 84x36	84			GAKK.OF	11559	GAJK.OF	12031

+ Options:

For Silex inset top, specify Option LT and add \$2739.

For Stitched Silex inset top, specify Option SLT and add \$3219.

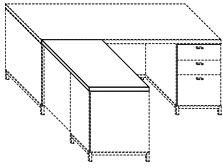
! Notes

Metal legs have an MBN Brushed Nickel finish; post legs are MRBS Resin Brushed Steel.

Tops have a Flush-Cut End.

Product No. List \$

Runoffs, Rectangular Top Only



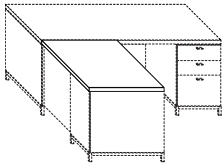
24d Top	w	24d	1.5th		
Runoff24 Top: 42	42			GBAL.GD	1468
Runoff24 Top: 48	48			GBAL.HD	1573
• Runoff24 Top: 54	54			GBAL.JD	1671
Runoff24 Top: 72	72			GBAL.MD	2109

+ Options:

For Silex inset top, specify Option LT and add \$1917.
 For Stitched Silex inset top, specify Option SLT and add \$2328.

! Notes:

The recommended maximum open span under tops is 54 inches; use bases & pedestals accordingly.



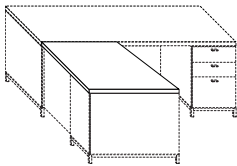
30d Top	w	30d	1.5th		
Runoff30 Top: 42	42			GBAL.GE	1601
Runoff30 Top: 48	48			GBAL.HE	1714
• Runoff30 Top: 54	54			GBAL.JE	1825
Runoff30 Top: 72	72			GBAL.ME	2202

+ Options:

For Silex inset top, specify Option LT and add \$2057.
 For Stitched Silex inset top, specify Option SLT and add \$2629.

! Notes:

The maximum open span under tops is 54 inches; use bases and pedestals accordingly.



36d Top	w	36d	1.5th		
Runoff36 Top: 42	42			GBAL.GF	1727
Runoff36 Top: 48	48			GBAL.HF	1853
• Runoff36 Top: 54	54			GBAL.JF	1976
Runoff36 Top: 72	72			GBAL.MF	2284

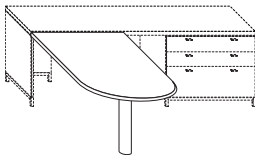
+ Options:

For Silex inset top, specify Option LT and add \$2198.
 For Stitched Silex inset top, specify Option SLT and add \$2925.

! Notes:

The maximum open span under tops is 54 inches; use bases and pedestals accordingly.

Runoffs, Bullet-Shape



30d Bullet w. Post-Leg ‡	w	30d	29.9h		
Runoff30/Bullet: Post-Leg 48	48			GBBP.HE	6360
Runoff30/Bullet: Post-Leg 54	54			GBBP.JE	6602
Runoff30/Bullet: Post-Leg 60	60			GBBP.KE	6860
Runoff30/Bullet: Post-Leg 66	66			GBBP.LE	7078
Runoff30/Bullet: Post-Leg 72	72			GBBP.ME	7216

36d Bullet w. Post-Leg ‡	w	36d	29.9h		
Runoff36/Bullet: Post-Leg 48	48			GBBP.HF	6482
Runoff36/Bullet: Post-Leg 54	54			GBBP.JF	6762
• Runoff36/Bullet: Post-Leg 60	60			GBBP.KF	7041
Runoff36/Bullet: Post-Leg 66	66			GBBP.LF	7296
Runoff36/Bullet: Post-Leg 72	72			GBBP.MF	7464

+ Options:

For Silex inset top, specify Option LT and add \$2739.
 For Stitched Silex inset top, specify Option SLT and add \$3219.

Metal post leg has an MRBS Resin Brushed Steel finish.

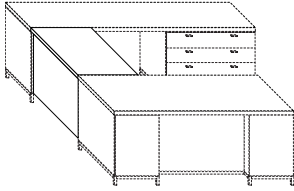
Specify: Product Number
 Quantity
 Tagging
 Wood Finish
 Hardware Finish

• Denotes Item is illustrated.
 ‡ Requires field sub-assembly.

Metal finish is MBN Brushed Nickel, except as noted.

Prices listed in Wood1 Finishes.

Bridges, Fixed Modesty Panel



24d ‡	w	24d	29.9h	0.5 Base Trim	3.5 Base	Product No.	List \$	Product No.	List \$
Bridge24: 36	36					GCDM.F	2543	GCAM.F	2718
Bridge24: 42	42					GCDM.G	2689	GCAM.G	2864
• Bridge24: 48	48					GCDM.H	2868	GCAM.H	3060
Bridge24: 54	54					GCDM.J	3003	GCAM.J	3187

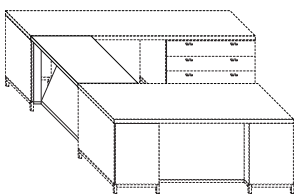
+ Options:

- For Silex inset top, specify Option LT and add \$1917.
- For Stitched Silex inset top, specify Option SLT and add \$2328.
- For Silex modesty panel, specify Option LM and add \$2468.
- For Stitched Silex modesty panel, specify Option SM and add \$2880.

! Notes:

Finished modesty panel.
Modesty panel is designed to screw to two L-Panels.

Bridges, Removable Access Panel



24d ‡	w	24d	29.9h	0.5 Base Trim	3.5 Base	Product No.	List \$	Product No.	List \$
Bridge24/Access: 36	36					GCDR.F	2797	GCAR.F	2982
Bridge24/Access: 42	42					GCDR.G	2954	GCAR.G	3133
• Bridge24/Access: 48	48					GCDR.H	3132	GCAR.H	3312
Bridge24/Access: 54	54					GCDR.J	3262	GCAR.J	3529

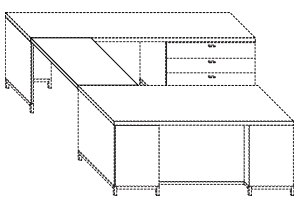
+ Options:

- For Silex inset top, specify Option LT and add \$1917.
- For Stitched Silex inset top, specify Option SLT and add \$2328.

! Notes:

Unfinished back on access panel.
Access panel has 2.5 inches clearance under top.
Access panel sits out from the wall 3 inches and is attached with Velcro® to two spacers.
Spacers are designed to screw between two L-Panels.

Bridges, Top Only

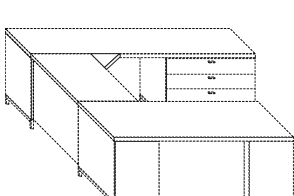


24d ‡	w	24d	1.5th	Product No.	List \$
Bridge24Top: 36	36			GCAL.F	1414
Bridge24Top: 42	42			GCAL.G	1520
• Bridge24Top: 48	48			GCAL.H	1637
Bridge24Top: 54	54			GCAL.J	1720

+ Options:

- For Silex inset top, specify Option LT and add \$1917.
- For Stitched Silex inset top, specify Option SLT and add \$2328.

Corner Adapter Top

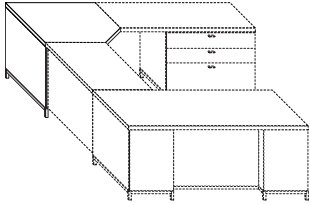


‡	12w	12d	1.5th	Product No.	List \$
Corner Adapter Top				GEAL	533

! Notes:

Available in all standard Solid Colors (only).
Coped on two sides to mate with edge shapes of tops.

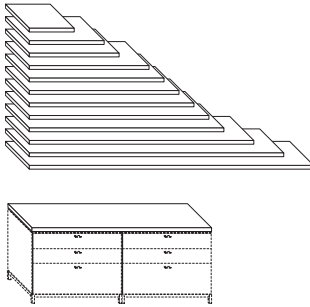
Corner Credenza



	Product No.	List \$	Product No.	List \$
Attach Runoff/Bridges (a:b) 42w 42d 29.9h	0.5 Base Trim		3.5 Base	
CornerCredenza 24:24	GAMN.DD	3575	GALN.DD	4153

- + Options:
 - Maximum of 3 surface grommets may be used; see Options and surcharges.
- ! Notes:
 - Veneer grain direction is 45 degrees.
 - Corner angle dimensions are nominally 18 x 18 inches.
 - Backs are finished.

Credenza Tops



Rectangular 24d	w	24d	1.5th		
CredenzaTop24: 18	18			GFAL.CD	995
CredenzaTop24: 30	30			GFAL.ED	1187
CredenzaTop24: 36	36			GFAL.FD	1320
CredenzaTop24: 48	48			GFAL.HD	1528
CredenzaTop24: 54	54			GFAL.JD	1621
CredenzaTop24: 60	60			GFAL.KD	1736
CredenzaTop24: 66	66			GFAL.LD	1842
CredenzaTop24: 72	72			GFAL.MD	1960
CredenzaTop24: 78	78			GFAL.ND	2064
CredenzaTop24: 84	84			GFAL.OD	2200
CredenzaTop24: 90	90			GFAL.PD	2311
CredenzaTop24: 108	108			GFAL.RD	2692
CredenzaTop24: 120	120			GFAL.SD	3026

Rectangular 30d	w	30d	1.5th		
CredenzaTop30: 18	18			GFAL.CE	1077
CredenzaTop30: 30	30			GFAL.EE	1285
CredenzaTop30: 36	36			GFAL.FE	1435
CredenzaTop30: 48	48			GFAL.HE	1665
CredenzaTop30: 54	54			GFAL.JE	1776
CredenzaTop30: 60	60			GFAL.KE	1904
CredenzaTop30: 66	66			GFAL.LE	2016
CredenzaTop30: 72	72			GFAL.ME	2150
CredenzaTop30: 78	78			GFAL.NE	2259
CredenzaTop30: 84	84			GFAL.OE	2429
CredenzaTop30: 90	90			GFAL.PE	2547

Rectangular 36d	w	36d	1.5th		
CredenzaTop36: 18	18			GFAL.CF	1185
CredenzaTop36: 30	30			GFAL.EF	1411
CredenzaTop36: 36	36			GFAL.FF	1545
CredenzaTop36: 48	48			GFAL.HF	1805
CredenzaTop36: 54	54			GFAL.JF	1923
CredenzaTop36: 60	60			GFAL.KF	2069
CredenzaTop36: 66	66			GFAL.LF	2185
CredenzaTop36: 72	72			GFAL.MF	2345
CredenzaTop36: 78	78			GFAL.NF	2470
CredenzaTop36: 84	84			GFAL.OF	2649
CredenzaTop36: 90	90			GFAL.PF	2776

- + Options:
 - For Silex inset top, specify Option LT and add \$1917.
 - For Stitched Silex inset top, specify Option SLT and add \$2328.
- ! Notes:
 - This listing is of credenza tops only.
 - The recommended maximum open span under tops is 54 inches; use bases/pedestals accordingly.

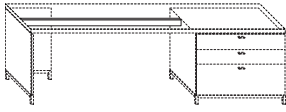
Specify: Product Number
 Quantity
 Tagging
 Wood Finish
 Hardware Finish

• Denotes Item is illustrated.
 ‡ Requires field sub-assembly.

Metal finish is MBN Brushed Nickel.

Prices listed in Wood1 Finishes.

Credenza Support Keels

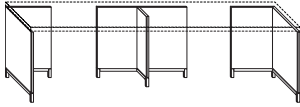


Support Keel‡	w	2d	1h	Product No.	List \$	Product No.	List \$
Credenza Support Keel: 52	52					LG-52	487
Credenza Support Keel: 58	58					LG-58	503
• Credenza Support Keel: 64	64					LG-64	508
Credenza Support Keel: 70	70					LG-70	517
Credenza Support Keel: 82	82					LG-82	528
Credenza Support Keel: 88	88					LG-88	537

! Notes:

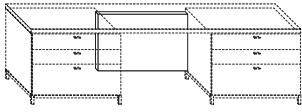
Required for unsupported work surface spans of 54 inches or more.
Unit is a black rectangular 1 x 2 tube screwed to the underside of the work surface.

L/T Panels



L-Panel Unfinished Back ‡	w	24d	28.4h	0.5 Base Trim	3.5 Base		
• L-Panel 18x24 LH	18			GHRU.CD	1141	GHNU.CD	1608
• L-Panel 18x24 RH	18			GHSU.CD	1141	GHPU.CD	1608
L-Panel 24x24 LH	24			GHRU.DD	1188	GHNU.DD	1662
L-Panel 24x24 RH	24			GHSU.DD	1188	GHPU.DD	1662
L-Panel 36x24 LH	36			GHRU.FD	1285	GHNU.FD	1781
L-Panel 36x24 RH	36			GHSU.FD	1285	GHPU.FD	1781
L-Panel Finished Back ‡	w	24d	28.4h	0.5 Base Trim	3.5 Base		
• L-Panel FinBack 18x24 LH	18			GHRF.CD	1202	GHNF.CD	1638
• L-Panel FinBack 18x24 RH	18			GHSF.CD	1202	GHPF.CD	1638
L-Panel FinBack 24x24 LH	24			GHRF.DD	1264	GHNF.DD	1703
L-Panel FinBack 24x24 RH	24			GHSF.DD	1264	GHPF.DD	1703
L-Panel FinBack 36x24 LH	36			GHRF.FD	1403	GHNF.FD	1843
L-Panel FinBack 36x24 RH	36			GHSF.FD	1403	GHPF.FD	1843
T-Panel Unfinished Back ‡	w	9d	28.4h	0.5 Base Trim	3.5 Base		
T-Panel UnfinBack 18x9	18			GHTU.C9	947	GHQU.C9	1414
• T-Panel UnfinBack 36x9	36			GHTU.F9	1127	GHQU.F9	1596
T-Panel Finished Back ‡	w	9d	28.4h	0.5 Base Trim	3.5 Base		
T-Panel FinBack 18x9	18			GHTF.C9	979	GHQF.C9	1448
• T-Panel FinBack 36x9	36			GHTF.F9	1187	GHQF.F9	1653

Modesty Panels, Fixed



				Product No.	List \$	Product No.	List \$
Unfinished Back ‡		w	1d 28.4h	0.5 Base Trim		3.5 Base	
Modesty-Panel: 18	18			GJVU.C	869	GJUU.C	1048
Modesty-Panel: 24	24			GJVU.D	898	GJUU.D	1080
Modesty-Panel: 30	30			GJVU.E	1024	GJUU.E	1208
• Modesty-Panel: 36	36			GJVU.F	1127	GJUU.F	1306
Modesty-Panel: 42	42			GJVU.G	1178	GJUU.G	1355
Modesty-Panel: 48	48			GJVU.H	1236	GJUU.H	1418
Modesty-Panel: 54	54			GJVU.J	1287	GJUU.J	1467
Modesty-Panel: 72	72			GJVU.M	1439	GJUU.M	1621
Finished Back ‡		w	1d 28.4h	0.5 Base Trim		3.5 Base	
Modesty-Panel FinBack: 18	18			GJVF.C	1190	GJUF.C	1363
Modesty-Panel FinBack: 24	24			GJVF.D	1232	GJUF.D	1406
Modesty-Panel FinBack: 30	30			GJVF.E	1373	GJUF.E	1557
• Modesty-Panel FinBack: 36	36			GJVF.F	1495	GJUF.F	1671
Modesty-Panel FinBack: 42	42			GJVF.G	1557	GJUF.G	1728
Modesty-Panel FinBack: 48	48			GJVF.H	1635	GJUF.H	1811
Modesty-Panel FinBack: 54	54			GJVF.J	1687	GJUF.J	1865
Modesty-Panel FinBack: 72	72			GJVF.M	1882	GJUF.M	2055

+ Options:

For Silex modesty panel, specify Option LM and add \$1764.

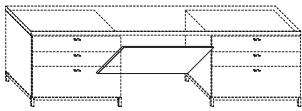
For Stitched Silex modesty panel, specify Option SM and add \$2059.

For COM materials applied to a modesty panel, specify Option COM; see below; price per request.

! Notes:

Unit is exact width with two removable cleats for mounting to L-Panels or Pedestals.

Modesty Panels, Access/Removable



Unfinished Back ‡		w	2d 26.9h	0.5 Base Trim		3.5 Base	
Modesty-Access: 18	18			GJXU.C	1171	GJWU.C	1352
Modesty-Access: 24	24			GJXU.D	1202	GJWU.D	1387
Modesty-Access: 30	30			GJXU.E	1296	GJWU.E	1475
• Modesty-Access: 36	36			GJXU.F	1387	GJWU.F	1566
Modesty-Access: 42	42			GJXU.G	1435	GJWU.G	1616
Modesty-Access: 48	48			GJXU.H	1495	GJWU.H	1677
Modesty-Access: 54	54			GJXU.J	1541	GJWU.J	1723
Modesty-Access: 72	72			GJXU.M	1723	GJWU.M	1913

! Notes:

Unit is exact width with two 3 inch deep spacers for mounting to L-Panels or Pedestals.

Panels are available with unfinished backs.

Clearance between work surface and panel is 2.5.

Shipping address for COM/COL materials and memo samples:

TUOHY Furniture Corporation, P1 Upholstery Receiving, 42 Saint Albans Place, Chatfield, MN 55923



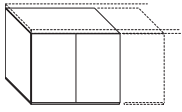
Specify: Product Number
Quantity
Tagging
Wood Finish
Hardware Finish

• Denotes Item is illustrated.
‡ Requires field sub-assembly.

Metal finish is MBN Brushed Nickel.

Prices listed in Wood1 Finishes.

Pedestals 28h, 0.5 Base Trim



		ProdNo.	List \$	ProdNo.	List \$	ProdNo.	List \$
28.4h BaseTrim	Back	24d		30d		36d	
Ped 28h BaseTrim	Unfinished	GKAU24-	517	GKAU30-	558	GKAU36-	591
Ped 28h BaseTrim FinBk	Finished	GKAF24-	517	GKAF30-	558	GKAF36-	591

Pedestal Menu →	w	↑		↑		↑		Finished Back Add \$
		Unfinished Back 24d	Unfinished Back 30d	Unfinished Back 36d	Finished Back			
Shelving 15	15	B	2217	—	—	—	—	+71
Shelving 18	18	C	2351	—	—	—	—	+90
Shelving 30	30	E	2724	—	—	—	—	+162
Shelving 36	36	F	2913	—	—	—	—	+190
Cabinet-LH 15	15	N	2930	—	—	—	—	+71
Cabinet-LH 18	18	P	3121	—	—	—	—	+90
Cabinet-RH 15	15	R	2930	—	—	—	—	+71
Cabinet-RH 18	18	S	3121	—	—	—	—	+90
Double Cabinet 30	30	U	3606	—	—	—	—	+162
• Double Cabinet 36	36	V	3697	—	—	—	—	+190
2File 18	18	W	3792	W	3861	W	3975	+192
2Box/File 18	18	Y	3983	Y	4056	Y	4185	+192
4Box 18	18	0	4174	0	4255	0	4392	+192
2LatFile 30	30	2	4238	—	—	—	—	+308
2LatFile 36	36	3	4339	—	—	—	—	+343
2LatBox/LatFile 30	30	6	4434	—	—	—	—	+308
2LatBox/LatFile 36	36	7	4917	—	—	—	—	+343
LatBox/DbiCab 30	30	8	4680	—	—	—	—	+162
LatBox/DbiCab 36	36	9	4820	—	—	—	—	+190
Open Kneespace # = inches required		(#)	—	(#)	—	(#)	—	

See Notes and Options on the following page.

How to Order Pedestals:

Choose the pedestal format desired from each of the listings above and on the opposite page. Note the ProductNo. and List \$ that correspond to the depth and back (finished/unfinished) desired. Follow the ProductNo. column down until you have located the first (left-most) pedestal desired, then append the letter/number code to the original item number and add the price to the original price. Continue adding pedestals in this manner until your unit is complete.

The overall pedestal width will be the accumulated widths of all pedestals chosen; the overall price will be the accumulated prices and the final item number will be the original number plus all of the letter codes for the pedestals added. Maximum width under one top is 120 inches. Components are modular and may require field assembly. Finished backs may be segmented; inquire if a continuous back is required. Verify all logistical dimensions (e.g., elevators, corridors and doorways) prior to ordering large units. Tops are to be ordered separately.

See also the information on the following pages.

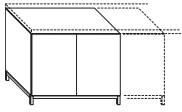
Sample Order

0.5 Base, 24d, 2BF + LatFile, Finished Back

w	ProdNo.	List \$	Add
--	GKAF24-	469	--
18	Y	3612	+174
36	3	3935	+311

GKAF24-Y3 = \$8501 (List Price)

Pedestals 28h, 3.5 Base



		ProdNo.	List \$	ProdNo.	List \$	ProdNo.	List \$
28.4h 3.5 Base	Back	24d		30d		36d	
Ped 28h 3.5 Base	Unfinished	GKBU24-	701	GKBU30-	776	GKBU36-	819
Ped 28h 3.5 Base FinBk	Finished	GKBF24-	701	GKBF30-	776	GKBF36-	819

Pedestal Menu →	w	↑		↑		↑		Finished Back	Add \$
		Unfinished Back	24d	Unfinished Back	30d	Unfinished Back	36d		
Shelving 15	15	B	3524	—	—	—	—	—	+68
Shelving 18	18	C	3704	—	—	—	—	—	+86
Shelving 30	30	E	4065	—	—	—	—	—	+154
Shelving 36	36	F	4238	—	—	—	—	—	+180
Cabinet-LH 15	15	N	3911	—	—	—	—	—	+68
Cabinet-LH 18	18	P	4083	—	—	—	—	—	+86
Cabinet-RH 15	15	R	3911	—	—	—	—	—	+68
Cabinet-RH 18	18	S	4083	—	—	—	—	—	+86
Double Cabinet 30	30	U	4690	—	—	—	—	—	+154
Double Cabinet 36	36	V	4807	—	—	—	—	—	+180
2File 18	18	W	4917	W	4995	W	5111	—	+183
2Box/File 18	18	Y	5117	Y	5194	Y	5321	—	+183
4Box 18	18	0	5314	0	5383	0	5527	—	+183
2LatFile 30	30	2	5465	—	—	—	—	—	+293
2LatFile 36	36	3	5644	—	—	—	—	—	+327
2LatBox/LatFile 30	30	6	5664	—	—	—	—	—	+293
2LatBox/LatFile 36	36	7	6222	—	—	—	—	—	+327
LatBox/DbfCab 30	30	8	5905	—	—	—	—	—	+154
LatBox/DbfCab 36	36	9	6119	—	—	—	—	—	+180
Open Kneespace		(#)	—	(#)	—	(#)	—	—	

- ! Notes—for all Pedestals on this and opposite page.
 Maximum width under one top is 120 inches; components are modular and may require field assembly.
 Finished backs may be segmented; inquire if a continuous back is required.
 Verify all logistical dimensions (e.g., elevators, corridors and doorways) prior to ordering large units.
 Prices shown here regard Wood1 finishes; note surcharges for Wood2 finish.
 Geneva pedestals are not modular. Faces and back panels are each made from single pieces of veneer to guarantee consistency of grain and color.
 Pedestals have a kerf detail along edges and vertical corners.
 All pedestals include locks where applicable.

- + Options:
 For drawers/cabinets with Silex (faux leather), specify Option LF and add \$960 per drawer/door face.
 For drawers/cabinets with Stitched Silex, specify Option SF and add \$1306 per drawer/door face.

To Specify Pedestals

- Construct the Product Number and List Price:
 Choose the format desired and note the starting Prefix Code and List \$ for the depth required.
 Specify pedestal sequence L to R by adding the Ped Code and \$ for the depth required to the Prefix Code and List \$.
 The overall width is the sum of the pedestal widths you have added (120 is maximum).
- Required Specifications
 Product number and price.
 Quantity and Tagging information.
 Wood finish selection.
 Silex color selection if applicable.
- Options, as listed above.

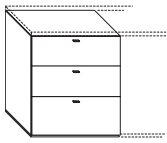
Specify: Product Number
 Quantity
 Tagging
 Wood Finish
 Hardware Finish

• Denotes Item is illustrated.
 ‡ Requires field sub-assembly.

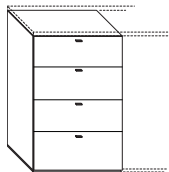
Metal finish is MBN Brushed Nickel.

Prices listed in Wood1 Finishes.

Pedestals 40h/54h, 0.5 Base Trim

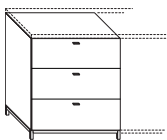


		ProdNo.	List \$			
40.5h	Back	24d		30d	36d	
Pedestal 40h Base	Unfinished	GKCU24-	517			
Pedestal 40h Base FinBk	Finished	GKCF24-	517			
Pedestal Menu ↵	w	Unfinished Back 24d				Finished Back Add \$
3LatFile 30	30	H	5839	—	—	+464
3LatFile 36	36	J	5937	—	—	+509

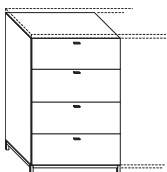


54.5h BaseTrim	Back	24d				
Pedestal 54h Base	Unfinished	GKDU24-	517			
Pedestal 54h Base FinBk	Finished	GKDF24-	517			
Pedestal Menu ↵	w	Unfinished Back 24d				Finished Back Add \$
4LatFile 30	30	K	7594	—	—	+522
4LatFile 36	36	L	7799	—	—	+578

Pedestals 40h/54h, 3.5 Base



40.5h	Back	24d				
Pedestal 40h	Unfinished	GKEU24-	701			
Pedestal 40h FinBk	Finished	GKEF24-	701			
Pedestal Menu ↵	w	Unfinished Back 24d				Finished Back Add \$
3LatFile 30	30	H	7070	—	—	+464
3LatFile 36	36	J	7241	—	—	+509



54.5h BaseTrim	Back	24d				
Pedestal 54h Base	Unfinished	GKFU24-	701			
Pedestal 54h Base FinBk	Finished	GKFF24-	701			
Pedestal Menu ↵	w	Unfinished Back 24d				Finished Back Add \$
4LatFile 30	30	K	8817	—	—	+522
4LatFile 36	36	L	9102	—	—	+578

- ! Notes—for Pedestals on this page.
Maximum width under one top is 120 inches; components are modular and may require field assembly. Finished backs will be segmented; inquire if a continuous back is required. Verify all logistical dimensions (e.g., elevators, corridors and doorways) prior to ordering large units. Prices shown here regard Wood1 finishes; note surcharges for Wood2 finish. Geneva 3 and 4 high pedestals are shipped in logical components. Faces and back panels are each made from single pieces of veneer to guarantee consistency of grain and color. All pedestals include locks. Credenza Tops for spanning a run of pedestals are listed on a prior page and must be ordered separately. Drawer Pedestals 40/54h must be secured on location to the wall; otherwise, specify Option AT below.
- + Options:
For Anti-Tilt Mechanisms, specify Option AT; add 1028.
For drawers/cabinets with Silex (faux leather), specify Option LF and add \$960 per drawer/door face.
For drawers/cabinets with Stitched Silex, specify Option SF and add \$1306 per drawer/door face.

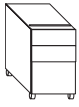
Specify: Product Number
Quantity
Tagging
Wood Finish
Hardware Finish

• Denotes Item is illustrated.
‡ Requires field sub-assembly.

Metal finish is MBN Brushed Nickel.

Prices listed in Wood1 Finishes.

Pedestals, Mobile

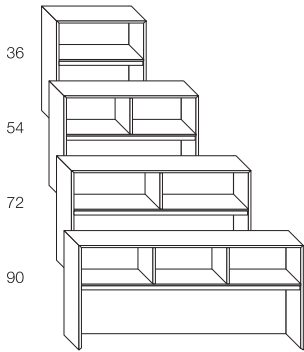


		Product No.	List \$	Product No.	List \$
Mobile	18w 24d 27.2h	Use with 0.5 Base		Use with 3.5 Base	
PedMobile24: 2BF 18		GKUF.CD	4690	GKHF.CD	4601

! Notes:

- Locks are included.
- Drawers are 0.5 Birch with dovetailed corners.
- Drawer bottoms are 0.25 inch thick dadoed into drawer sides.
- Slides are ball bearing full extension.
- Box drawers come with drawer dividers.
- File drawers come with Pendaflex file hanging system.
- Units have a 20 deep drawer and are finished on all sides.

Hutches, Wood Shelving1

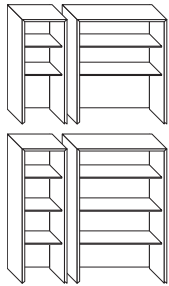


		Product No.		List \$	Product No.		List \$
42.1h (72h installed)		w	15d	Shv	COM	Fabric Back Panel	Wood Back Panel
• Hutch72: WoodShelving1	36	36	0\1	1.8	GLAF.FBM	6026	GLAW.FBM 5262
• Hutch72: WoodShelving1	54	54	1\1	2	GLAF.JBM	7130	GLAW.JBM 6217
• Hutch72: WoodShelving1	72	72	0\2	2.3	GLAF.MBM	8229	GLAW.MBM 7170
• Hutch72: WoodShelving1	90	90	1\2	2.8	GLAF.PBM	9332	GLAW.PBM 8128
42.1h w/Cubby (72h installed)		w	15d	Shv	COM	Fabric Back Panel	Wood Back Panel
Hutch72: WdShelv1/Cubby	36	36	0\1	1.8	GLBF.FBM	6996	GLBW.FBM 6196
Hutch72: WdShelv1/Cubby	54	54	1\1	2	GLBF.JBM	8424	GLBW.JBM 7466
Hutch72: WdShelv1/Cubby	72	72	0\2	2.3	GLBF.MBM	10121	GLBW.MBM 9004
Hutch72: WdShelv1/Cubby	90	90	1\2	2.8	GLBF.PBM	11442	GLBW.PBM 10169

! Notes:

Units have a 3 grade top surface.
 Units have an unfinished back and are designed to go up against a wall.
 Fabric/Wood Back Panels are removable for wire access and management.
 The back of the units have a cord access cutout located 2.5 up from the bottom.
 The removable back panel has 0.5 clearance at the bottom and 0.75 clearance at the top.
 Dividers: None at 36w; one at 54-72w; two at 90.

Hutches, Wood Shelving Full Height

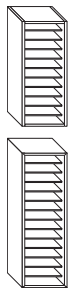


42.1h (72h installed)		w	15d	Shv	Wood Back Panel	
• Hutch72: WoodShelving3	18	18	3\0		GLEW.CBM	4373
• Hutch72: WoodShelving3	36	36	0\3		GLEW.FBM	5904
55.1h (85h installed)		w	15d	Shv	Wood Back Panel	
• Hutch85: WoodShelving4	18	18	4\0		GLEW.CB8	5129
• Hutch85: WoodShelving4	36	36	0\4		GLEW.FB8	6809

! Notes:

Units have a 3 grade top surface.
 Units have an unfinished back and are designed to go up against a wall.
 Number of adjustable shelves varies approximately on 14 inch openings.

Hutches, Paper Management



42.1h (72h installed)		18w	d	Shv	Glass Shelves	Wood Shelves
• Hutch72: PaperManager	15d	15	11		GLNW.CBM 7724	GLPW.CBM 5811
• Hutch72: PaperManager	18d	18	11		GLNW.CCM 8576	GLPW.CCM 6111
55.1h (85h installed)		18w	d	Shv	Glass Shelves	Wood Shelves
• Hutch85: PaperManager	15d	15	14		GLNW.CB8 9784	GLPW.CB8 7317
• Hutch85: PaperManager	18d	18	14		GLNW.CC8 10577	GLPW.CC8 7704

! Notes:

Units have a 3 grade top surface and wood back panel.
 Units have an unfinished back and are designed to go up against a wall.
 Glass Shelves are 0.25 inch thick and spaced 3.78 inches (96mm) on center vertically.
 Wood Shelves are 0.5 inch thick and spaced 3.78 inches (96mm) on center vertically.

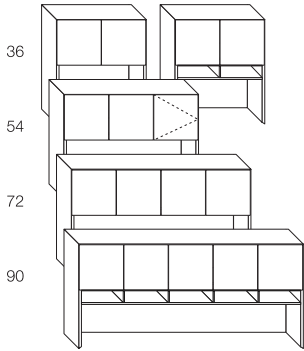
Shipping address for COM/COL materials and memo samples:
 TUOHY Furniture Corporation, P1 Upholstery Receiving, 42 Saint Albans Place, Chatfield, MN 55923



Specify: Product Number • Denotes Item is illustrated.
 Quantity
 Tagging
 Wood Finish
 Hardware Finish

Prices listed in Wood1 Finishes.

Hutches, Cabinet1



		w	15d	Shv	COM	Fabric Back Panel	Wood Back Panel
42.1h (72h installed)							
• Hutch72: Cabinet1 36		36	0\1	1.8		GLFF.FBM 6391	GLFW.FBM 5814
• Hutch72: Cabinet1 54		54	1\1	2		GLFF.JBM 8419	GLFW.JBM 7474
• Hutch72: Cabinet1 72		72	0\2	2.3		GLFF.MBM 9427	GLFW.MBM 8420
• Hutch72: Cabinet1 90		90	1\2	2.8		GLFF.PBM 10184	GLFW.PBM 9033
42.1h w/Cubby (72h installed)							
• Hutch72: Cabinet1/Cubby 36		36	0\1	1.8		GLGF.FBM 7351	GLGW.FBM 6740
• Hutch72: Cabinet1/Cubby 54		54	1\1	2		GLGF.JBM 9731	GLGW.JBM 8749
• Hutch72: Cabinet1/Cubby 72		72	0\2	2.3		GLGF.MBM 11305	GLGW.MBM 10240
• Hutch72: Cabinet1/Cubby 90		90	1\2	2.8		GLGF.PBM 12252	GLGW.PBM 11045

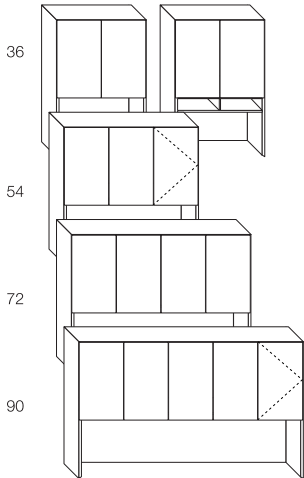
+ Options:

For Silex-wrapped doors, specify Opton LF and add \$960 per door.
 For StitchedSilex-wrapped doors, specify Opton SF and add \$1306 per door.

! Notes:

Units have a 3 grade top surface.
 Units have an unfinished back and are designed to go up against a wall.
 Units are available with either a COM fabric panel or wood panel. These panels are removable and are used to cover cord access.
 The back of the units have a cord access cutout located 2.5 up from the bottom.
 The removable back panel has 0.5 clearance at the bottom and 0.75 clearance at the top.

Hutches, Cabinet2



		w	15d	Shv	COM	Fabric Back Panel	Wood Back Panel
55.1h (85 installed)							
• Hutch85: Cabinet2 36		36	0\2	1.8		GLHF.FB8 7319	GLHW.FB8 6741
• Hutch85: Cabinet2 54		54	2\2	2		GLHF.JB8 9422	GLHW.JB8 8488
• Hutch85: Cabinet2 72		72	0\4	2.3		GLHF.MB8 10503	GLHW.MB8 9496
• Hutch85: Cabinet2 90		90	2\4	2.8		GLHF.PB8 11334	GLHW.PB8 10184
55.1h w/Cubby (85 installed)							
• Hutch85: Cabinet2/Cubby 36		36	0\2	1.8		GLJF.FB8 8330	GLJW.FB8 7719
• Hutch85: Cabinet2/Cubby 54		54	2\2	2		GLJF.JB8 10788	GLJW.JB8 9804
• Hutch85: Cabinet2/Cubby 72		72	0\4	2.3		GLJF.MB8 12434	GLJW.MB8 11378
• Hutch85: Cabinet2/Cubby 90		90	2\4	2.8		GLJF.PB8 13460	GLJW.PB8 12252

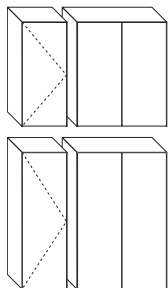
+ Options:

For Silex-wrapped doors, specify Opton LF and add \$960 per door.
 For StitchedSilex-wrapped doors, specify Opton SF and add \$1306 per door.

! Notes:

Units have a 3 grade top surface.
 Units have an unfinished back and are designed to go up against a wall.
 Units are available with either a COM fabric panel or wood panel. These panels are removable and are used to cover cord access.
 The back of the units have a cord access cutout located 2.5 up from the bottom.
 The removable back panel has 0.5 clearance at the bottom and 0.75 clearance at the top.

Hutches, Full Height Cabinet



		w	15d	Shv		Wood Back Panel
42.1h (72 installed)						
Hutch72: Cabinet3 LH 18		18	3\0			GLKW.CBM 4811
• Hutch72: Cabinet3 RH 18		18	3\0			GLLW.CBM 4811
• Hutch72: Cabinet3 36		36	0\3			GLMW.FBM 6710
55.1h (85 installed)						
Hutch85: Cabinet4 LH 18		18	4\0			GLKW.CB8 5679
• Hutch85: Cabinet4 RH 18		18	4\0			GLLW.CB8 5679
• Hutch85: Cabinet4 36		36	0\4			GLMW.FB8 7646

+ Options:

For Silex-wrapped doors, specify Opton LF and add \$960 per door.
 For StitchedSilex-wrapped doors, specify Opton SF and add \$1306 per door.

! Notes:

Units have a 3 grade top surface.
 Units have an unfinished back and are designed to go up against a wall.
 Number of adjustable shelves varies approximately on 14 inch openings.

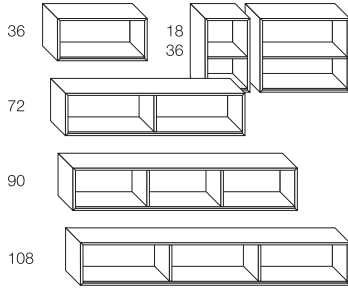
Shipping address for COM/COL materials and memo samples:
 TUOHY Furniture Corporation, P1 Upholstery Receiving, 42 Saint Albans Place, Chatfield, MN 55923



Specify: Product Number • Denotes Item is illustrated.
 Quantity
 Tagging
 Wood Finish
 Hardware Finish

Prices listed in Wood1 Finishes.

Wall Hutches, Shelving & Cabinet



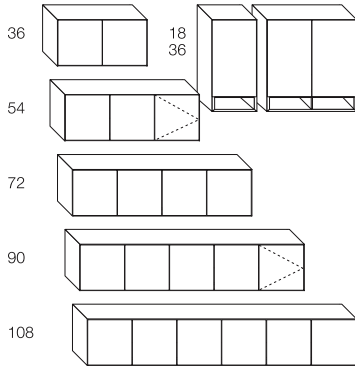
18h/24.25h (Wall Cleat Included)			w	15d	Sg\ Dbl Shelf	Wall Hutch, 18h	Product No.	List \$	Product No.	List \$
• WallHutch: WoodShelf1 36			36	0\1		GMA.FB	3537		GMB.FB	4350
• WallHutch: WoodShelf1 72			72	0\2		GMA.MB	6018		GMB.MB	7720
• WallHutch: WoodShelf1 90			90	0\3		GMA.PB	7020		GMB.PB	8931
• WallHutch: WoodShelf1 108			108	0\3		GMA.RB	8366		GMB.RB	10482
30.6h/37.25h (Wall Cleat Included)			w	15d	Sg\ Dbl Shelf	Wall Hutch, 30.6h	Product No.	List \$	Product No.	List \$
• WallHutch: WoodShelf2 18			18	2\0		GMC.FB	3176		GMD.FB	3750
• WallHutch: WoodShelf2 36			36	0\2		GMC.MB	4957		GMD.MB	6098
• WallHutch: WoodShelf2 72			72	0\4		GMC.PB	8552		GMD.PB	10381
• WallHutch: WoodShelf2 90			90	0\6		GMC.RB	9899		GMD.RB	11954

! Notes:

Units have a 3-grade top surface.

Dividers: None through 36w; one at 72w; two at 90 or more.

Wall-mount cleats are included for field installation; wall hutches must be screwed through the back into the wall cleat.



18h/24.25h (Wall Cleat Included)			w	15d	Sg\ Dbl Shelf	Wall Hutch, 18h	Product No.	List \$	Product No.	List \$
• WallHutch: Cabinet1 36			36	0\1		GMF.FB	4323		GMG.FB	5177
• WallHutch: Cabinet1 54			54	1\1		GMF.JB	6437		GMG.JB	7650
• WallHutch: Cabinet1 72			72	0\2		GMF.MB	7464		GMG.MB	9241
• WallHutch: Cabinet1 90			90	1\2		GMF.PB	8582		GMG.PB	10421
• WallHutch: Cabinet1 108			108	0\3		GMF.RB	9488		GMG.RB	11661
30.6h/37.25h (Wall Cleat Included)			w	15d	Sg\ Dbl Shelf	Wall Hutch, 30.6h	Product No.	List \$	Product No.	List \$
• WallHutch: Cabinet2 LH 18			18	2\0		GMN.CB	3476		GMP.CB	4065
• WallHutch: Cabinet2 RH 18			18	2\0		GMQ.CB	3476		GMR.CB	4065
• WallHutch: Cabinet2 36			36	0\2		GMH.FB	5437		GMJ.FB	6347
• WallHutch: Cabinet2 54			54	2\2		GMH.JB	7369		GMJ.JB	8639
• WallHutch: Cabinet2 72			72	0\4		GMH.MB	9667		GMJ.MB	11559
• WallHutch: Cabinet2 90			90	2\4		GMH.PB	11120		GMJ.PB	13080

+ Options:

For Silex-wrapped doors, specify Opton LF and add \$960 per door.

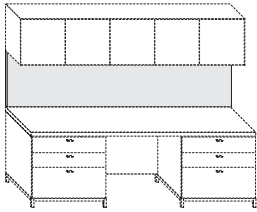
For StitchedSilex-wrapped doors, specify Opton SF and add \$1306 per door.

! Notes:

Units have a 3-grade top surface.

Wall-mount cleats are included for field installation; hutches must be screwed through the back into the wall cleat.

Fabric Panels, Wall Hung



				Product No.	List \$	Product No.	List \$
23.4h (Includes Wall Cleats) ‡	w	23.4h	COM	Wall Hutch		Wall Hutch w/Cubby	
Fabric Wall Panel: 36	36		1.8	LN-36-23.4	574	LN-36-17.4	574
Fabric Wall Panel: 54	54		2	LN-54-23.4	939	LN-54-17.4	939
Fabric Wall Panel: 72	72		2.3	LN-72-23.4	1008	LN-72-17.4	1008
• Fabric Wall Panel: 90	90		2.8	LN-90-23.4	1127	LN-90-17.4	1127
Fabric Wall Panel: 108	108		3.2	LN-108-23.4	1222	LN-108-17.4	1222
36h (Includes Wall Cleats) ‡	w	36h	COM	Wall Hutch		Wall Hutch w/Cubby	
Fabric Wall Panel: 36X	36		1.8	LN-36-36	574	LN-30-30	574
Fabric Wall Panel: 54X	54		2	LN-54-36	939	LN-54-30	939
Fabric Wall Panel: 72X	72		2.3	LN-72-36	1008	LN-72-30	1008
Fabric Wall Panel: 90X	90		2.8	LN-90-36	1127	LN-90-30	1127
Fabric Wall Panel: 108X	108		3.2	LN-108-36	1222	LN-108-30	1222

! Notes:

- Cord management behind Fabric Panels is feasible.
- For use with Wall Hung Hutches.
- Fabric Panels for Wall Hutches with Shelf Added will be 6 inches shorter in height.
- Fabric Panels over 96w are produced in two sections.

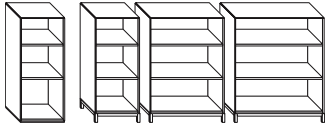
Shipping address for COM/COL materials and memo samples:
 TUOHY Furniture Corporation, P1 Upholstery Receiving, 42 Saint Albans Place, Chatfield, MN 55923



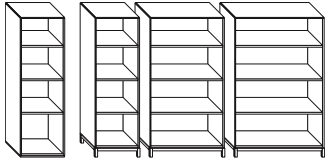
Specify: Product Number • Denotes Item is illustrated.
 Quantity
 Tagging
 Wood Finish
 Hardware Finish

Prices listed in Wood1 Finishes.

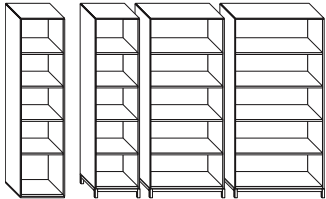
Towers, Shelving



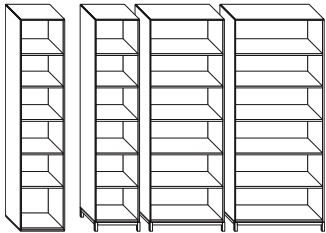
		Product No.	List \$	Product No.	List \$
42 high		w 15d 42h	0.5 Base Trim	3.5 Base	
•	Tower 42/15: Shelving 18	18	GPKU.CBG	5417	GPAU.CBG 6238
•	Tower 42/15: Shelving 30	30	GPKU.EBG	6050	GPAU.EBG 6888
•	Tower 42/15: Shelving 36	36	GPKU.FBG	6338	GPAU.FBG 7218



56 high		w 15d 56h	0.5 Base Trim	3.5 Base	
•	Tower 56/15: Shelving 18	18	GPKU.CB6	5857	GPAU.CB6 6677
•	Tower 56/15: Shelving 30	30	GPKU.EB6	6717	GPAU.EB6 7545
•	Tower 56/15: Shelving 36	36	GPKU.FB6	7091	GPAU.FB6 7968



72 high		w 15d 72h	0.5 Base Trim	3.5 Base	
•	Tower 72/15: Shelving 18	18	GPKU.CBM	6293	GPAU.CBM 7112
•	Tower 72/15: Shelving 30	30	GPKU.EBM	7355	GPAU.EBM 8187
•	Tower 72/15: Shelving 36	36	GPKU.FBM	7807	GPAU.FBM 8688



85 high		w 15d 85h	0.5 Base Trim	3.5 Base	
•	Tower 85/15: Shelving 18	18	GPKU.CB8	6761	GPAU.CB8 7578
•	Tower 85/15: Shelving 30	30	GPKU.EB8	8033	GPAU.EB8 8870
•	Tower 85/15: Shelving 36	36	GPKU.FB8	8593	GPAU.FB8 9475

! Notes:

- Number of adjustable shelves: 2 @ 42h, 3 @ 56h, 4 @ 72h, and 5 @ 85h.
- Units 72 and taller have a 3 grade top surface.
- Unfinished backs are standard.

Towers, Cabinet Single Door



				Product No.	List \$	Product No.	List \$
72 high				0.5 Base Trim		3.5 Base	
•	Tower 72/15: Cabinet LH 18	18	15	GPLU.CBM	6486	GPBU.CBM	7310
	Tower 72/15: Cabinet RH 18	18	15	GPMU.CBM	6486	GPCU.CBM	7310
	Tower 72/15: Cabinet LH 24	24	15	GPLU.DBM	7448	GPBU.DBM	8278
	Tower 72/15: Cabinet RH 24	24	15	GPMU.DBM	7448	GPCU.DBM	8278
•	Tower 72/24: Cabinet LH 18	18	24	GPLU.CDM	7001	GPBU.CDM	7881
	Tower 72/24: Cabinet RH 18	18	24	GPMU.CDM	7001	GPCU.CDM	7881
	Tower 72/24: Cabinet LH 24	24	24	GPLU.DDM	8025	GPBU.DDM	8955
	Tower 72/24: Cabinet RH 24	24	24	GPMU.DDM	8025	GPCU.DDM	8955
85 high				0.5 Base Trim		3.5 Base	
•	Tower 85/15: Cabinet LH 18	18	15	GPLU.CB8	6892	GPBU.CB8	7715
	Tower 85/15: Cabinet RH 18	18	15	GPMU.CB8	6892	GPCU.CB8	7715
	Tower 85/15: Cabinet LH 24	24	15	GPLU.DB8	8044	GPBU.DB8	8882
	Tower 85/15: Cabinet RH 24	24	15	GPMU.DB8	8044	GPCU.DB8	8882
•	Tower 85/24: Cabinet LH 18	18	24	GPLU.CD8	7462	GPBU.CD8	8342
	Tower 85/24: Cabinet RH 18	18	24	GPMU.CD8	7462	GPCU.CD8	8342
	Tower 85/24: Cabinet LH 24	24	24	GPLU.DD8	8701	GPBU.DD8	9630
	Tower 85/24: Cabinet RH 24	24	24	GPMU.DD8	8701	GPCU.DD8	9630

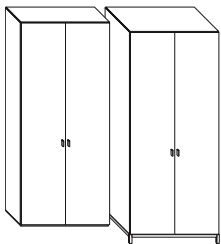
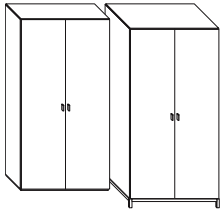
+ Options:

For Silex-wrapped doors, specify Opton LF and add \$1204 per door.
 For StitchedSilex-wrapped doors, specify Opton SF and add \$1905 per door.
 Locks are optional.

! Notes:

Number of shelves: 1 fixed and 3 adjustable @ 72h, 1 fixed and 3 adjustable @ 85h.
 Units have 3 grade top surface.
 Unfinished backs are standard.

Towers, Cabinet Double Door



		36w	d	72h	0.5 Base Trim	3.5 Base	
72 high							
•	Tower 72/15: Cabinet DBL 36		15		GPNU.FBM	7789	GPDU.FBM 8668
•	Tower 72/24: Cabinet DBL 36		24		GPNU.FDM	8459	GPDU.FDM 9383
85 high							
•	Tower 85/15: Cabinet DBL 36		15		GPNU.FB8	8955	GPDU.FB8 9839
•	Tower 85/24: Cabinet DBL 36		24		GPNU.FD8	9785	GPDU.FD8 10709

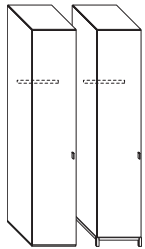
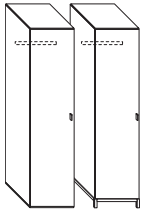
+ Options:

For Silex-wrapped doors, specify Opton LF and add \$1204 per door.
 For StitchedSilex-wrapped doors, specify Opton SF and add \$1905 per door.
 Locks are optional.

! Notes:

Number of shelves: 1 fixed and 3 adjustable @ 72h, 1 fixed and 3 adjustable @ 85h.
 Units have 3 grade top surface.
 Unfinished backs are standard.

Towers, Garment



		Product No.	List \$	Product No.	List \$
72 high	w 24d 72h	0.5 Base Trim		3.5 Base	
• Tower 72/24: Garment LH 18	18	GPPU.CDM	6249	GPEU.CDM	7071
Tower 72/24: Garment RH 18	18	GPQU.CDM	6249	GPFU.CDM	7071
Tower 72/24: Garment LH 24	24	GPPU.DDM	6498	GPEU.DDM	7332
Tower 72/24: Garment RH 24	24	GPQU.DDM	6498	GPFU.DDM	7332
85 high	w 24d 85h	0.5 Base Trim		3.5 Base	
• Tower 85/24: Garment LH 18	18	GPPU.CD8	6705	GPEU.CD8	7522
Tower 85/24: Garment RH 18	18	GPQU.CD8	6705	GPFU.CD8	7522
Tower 85/24: Garment LH 24	24	GPPU.DD8	7159	GPEU.DD8	7988
Tower 85/24: Garment RH 24	24	GPQU.DD8	7159	GPFU.DD8	7988

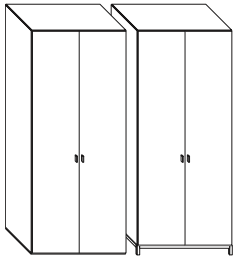
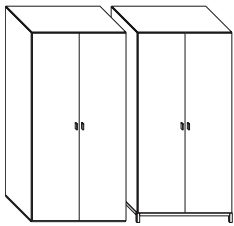
+ Options:

For Silex-wrapped doors, specify Option LF and add \$1204 per door.
 For StitchedSilex-wrapped doors, specify Option SF and add \$1905 per door.
 Locks are optional.

! Notes:

Units 85 high have an adjustable shelf above the coat rod.
 Units have 3 grade top surface.
 Unfinished backs are standard.

Towers, Garment-Cabinet



		Product No.	List \$	Product No.	List \$
72h	36w 24d 72h	0.5 Base Trim		3.5 Base	
• Tower 72/24: Garment:Cab 36		GPRU.FDM	8569	GPGU.FDM	9449
Tower 72/24: Cab:Garment 36		GPSU.FDM	8569	GPHU.FDM	9449

		Product No.	List \$	Product No.	List \$
85h	36w 24d 85h	0.5 Base Trim		3.5 Base	
• Tower 85/24: Garment:Cab 36		GPRU.FD8	9378	GPGU.FD8	10260
Tower 85/24: Cab:Garment 36		GPSU.FD8	9378	GPHU.FD8	10260

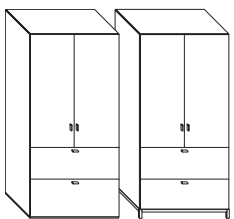
+ Options:

For Silex-wrapped doors, specify Option LF and add \$1204 per door.
 For StitchedSilex-wrapped doors, specify Option SF and add \$1905 per door.
 Locks are optional.

! Notes:

Number of shelves: 1 fixed and 3 adjustable @ 72h, 1 fixed and 3 adjustable @ 85h.
 Units 85 high get an additional adjustable shelf above the coat rod.
 Units have 3 grade top surface.
 Unfinished backs are standard.

Towers, Cabinet/LatFile



		Product No.	List \$	Product No.	List \$
72h	w 24d 72h	0.5 Base Trim		3.5 Base	
• Tower 72/24: Cab/LatF 30	30	GPTU.EDM	12014	GPJU.EDM	12894
Tower 72/24: Cab/LatF 36	36	GPTU.FDM	12141	GPJU.FDM	13074

+ Options:

For Silex-wrapped doors, specify Option LF and add \$1204 per door.
 For StitchedSilex-wrapped doors, specify Option SF and add \$1905 per door.
 Locks are optional.

! Notes:

Cabinet areas have 2 adjustable shelves.
 Units have 3 grade top surface.
 Unfinished backs are standard.

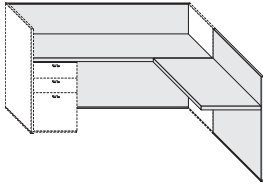
Specify: Product Number
 Quantity
 Tagging
 Wood Finish
 Hardware Finish

• Denotes Item is illustrated.

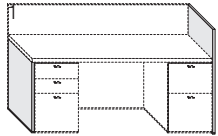
Metal finish is MBN Brushed Nickel.

Prices listed in Wood1 Finishes.

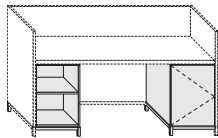
Gallery Modules 25d



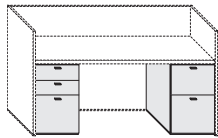
	Product No.	List \$	Product No.	List \$	
Back Panel and Top 25d	w	25d 42h	0.5 Base Trim	3.5 Base	
Gallery Shell: 42x25	42	GSA.GD-	3794	GSB.GD-	4309
• Gallery Shell: 48x25	48	GSA.HD-	4020	GSB.HD-	4571
Gallery Shell: 54x25	54	GSA.JD-	4232	GSB.JD-	4809
Gallery Shell: 60x25	60	GSA.KD-	4442	GSB.KD-	5045
Gallery Shell: 66x25	66	GSA.LD-	4652	GSB.LD-	5289
• Gallery Shell: 72x25	72	GSA.MD-	4878	GSB.MD-	5541
Gallery Shell: 78x25	78	GSA.ND-	5084	GSB.ND-	5778
Gallery Shell: 84x25	84	GSA.OD-	5324	GSB.OD-	6049
Gallery Shell: 90x25	90	GSA.PD-	5530	GSB.PD-	6286



			↑	↑	↑	↑
1 Gallery End Panel 25d x 42h	+1 to w		Z	1299	Z	1569
Modules: -		24d 28.4h				
2 End Panel 24	1		A	857	A	1125
Shelving 15	15		B	2505	B	3984
3 Shelving 18	18		C	2658	C	4187
Shelving 30	30		E	3079	E	4594
Shelving 36	36		F	3292	F	4791



Cabinet-LH 15	15		N	3311	N	4422
Cabinet-LH 18	18		P	3526	P	4616
Cabinet-RH 15	15		R	3311	R	4422
4 Cabinet-RH 18	18		S	3526	S	4616
Double Cabinet 30	30		U	4075	U	5301
Double Cabinet 36	36		V	4177	V	5433



5 2File 18	18		W	4285	W	5559
6 2Box/File 18	18		Y	4501	Y	5784
4Box 18	18		0	4720	0	6005
2LatFile 30	30		2	4791	2	6178
2LatFile 36	36		3	4905	3	6380
2LatB/LatFile 30	30		6	5013	6	6402
2LatB/LatFile 36	36		7	5559	7	6917

7 Open Kneespace

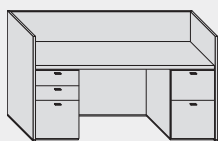
(#) — (#) —
= inches required

Gallery Ordering Information

Choose the Gallery Shell size desired from each of the listings above and on the opposite page; a shell is comprised of a top and a 42h panel. Note the ItemNo and List \$ that correspond to the depth and base treatment desired. Follow the ItemNo column down until you have located the first (left-most) end panel or pedestal desired, then append the letter/number code to the original item number and add the price to the original price. Continue adding modules in this manner until your unit is complete.

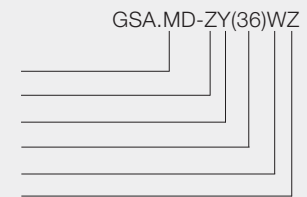
The overall unit width will be the accumulated widths of all modules chosen; this dimension cannot be greater than your shell width. The overall price will be the accumulated prices and the final item number will be the original number plus all of the letter codes for the pedestals added.

Gallery Module Sample Order



Gallery Shell: 72x25, 0.5 Base	GSA.MD-	4425
End Gallery Panel	Z	1178
2Box/File 18w	Y	4083
Open Kneespace--36 inches	(36)	0
2File 18w	W	3887
End Gallery Panel	Z	1178

List Price: \$14751



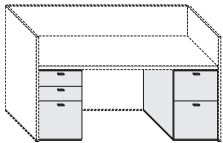
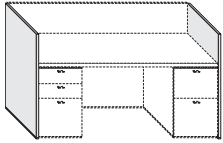
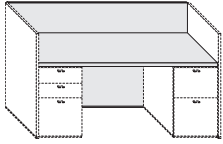
Specify: Product Number
Quantity
Tagging
Wood Finish
Hardware Finish

• Denotes Item is illustrated.

Metal finish is MBN Brushed Nickel.

Prices listed in Wood1 Finishes.

Gallery Modules 31d



Gallery Shell	w	31d	42h	0.5 Base Trim	3.5 Base	Product No.	List \$	Product No.	List \$
Gallery Shell: 42x31	42			GSA.GE-	GSB.GE-	3927	4461		
Gallery Shell: 48x31	48			GSA.HE-	GSB.HE-	4163	4726		
Gallery Shell: 54x31	54			GSA.JE-	GSB.JE-	4375	4970		
• Gallery Shell: 60x31	60			GSA.KE-	GSB.KE-	4606	5233		
Gallery Shell: 66x31	66			GSA.LE-	GSB.LE-	4826	5481		
Gallery Shell: 72x31	72			GSA.ME-	GSB.ME-	5073	5762		
Gallery Shell: 78x31	78			GSA.NE-	GSB.NE-	5287	6005		
Gallery Shell: 84x31	84			GSA.OE-	GSB.OE-	5549	6305		
Gallery Shell: 90x31	90			GSA.PE-	GSB.PE-	5762	6548		

- Gallery End Panel 31d x 42h +1

	↑	↑	↑	↑
Z	1420		Z	1687

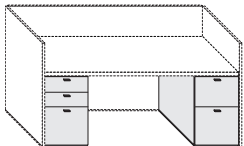
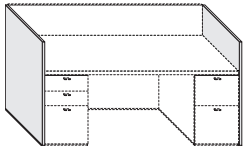
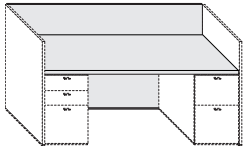
Modules: - 30d 28.4h

- End Panel 30 1
- 2File 18 18
- 2Box/File 18 18
- 4Box 18 18
- Open Kneespace

	A	980	A	1244
W	4365		W	5646
Y	4585		Y	5873
0	4809		0	6085
(#)	—		(#)	—

= inches required

Gallery Modules 37d



Gallery Shell	w	37d	42h	0.5 Base Trim	3.5 Base	Product No.	List \$	Product No.	List \$
Gallery Shell: 72x37	72			GSA.MF-	GSB.MF-	5257	5970		
Gallery Shell: 78x37	78			GSA.NF-	GSB.NF-	5483	6238		
Gallery Shell: 84x37	84			GSA.OF-	GSB.OF-	5773	6558		
Gallery Shell: 90x37	90			GSA.PF-	GSB.PF-	5997	6815		

- Gallery End Panel 37d x 42h +1

	↑	↑	↑	↑
Z	1547		Z	1814

Modules: - 36d 28.4h

- End Panel 36 1
- 2File 18 18
- 2Box/File 18 18
- 4Box 18 18
- Open Kneespace

	A	1107	A	1368
W	4494		W	5778
Y	4730		Y	6015
0	4964		0	6248
(#)	—		(#)	—

= inches required

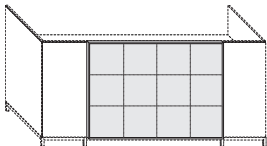
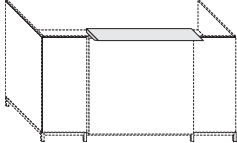
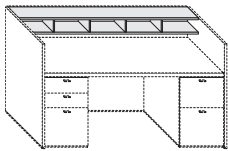
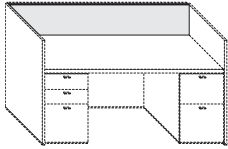
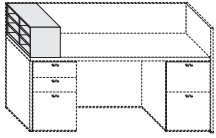
! Notes

To specify, add the appropriate letter codes to the end of the Gallery Shell number above, in L to R order. Item numbers and pricing are shown for cost estimation purposes.

After receiving a customer supplied layout, TUOHY will construct a complete bill of material to include the proper components to create the layout.

Pedestals (28.4h—Locks included where applicable) -:

Gallery Added Elements



Product No. List \$

Document Manager	11.7w d 12.1h		
• Document Manager 24	24	GSDM.D	2658
Document Manager 30	30	GSDM.E	3079
Document Manager 36	36	GSDM.F	3292

Fabric Panel	w	1d 12.1h	COM		
Fabric Panel 24	24		0.7	GSFP.D	534
Fabric Panel 30	30		1	GSFP.E	579
Fabric Panel 36	36		1.1	GSFP.F	622
Fabric Panel 42	42		1.3	GSFP.G	753
Fabric Panel 48	48		1.5	GSFP.H	882
Fabric Panel 54	54		1.6	GSFP.J	1011
Fabric Panel 60	60		1.7	GSFP.K	1034
Fabric Panel 66	66		2	GSFP.L	1058
• Fabric Panel 72	72		2.1	GSFP.M	1078
Fabric Panel 78	78		2.3	GSFP.N	1137
Fabric Panel 84	84		2.5	GSFP.O	1176
Fabric Panel 90	90		2.7	GSFP.P	1235

Cubby Manager	w	11d 6.8h		
Cubby Manager 48	48		GSCM.H	2883
Cubby Manager 54	54		GSCM.J	2946
Cubby Manager 60	60		GSCM.K	3003
Cubby Manager 66	66		GSCM.L	3066
Cubby Manager 72	72		GSCM.M	3129
• Cubby Manager 78	78		GSCM.N	3173
Cubby Manager 84	84		GSCM.O	3211
Cubby Manager 90	90		GSCM.P	3377

Transaction Top	w	12d 1.5th		
GalleryTop 36	36		GSTT.F	1896
GalleryTop 42	42		GSTT.G	1958
GalleryTop 48	48		GSTT.H	2020
• GalleryTop 54	54		GSTT.J	2086
GalleryTop 60	60		GSTT.K	2155
GalleryTop 66	66		GSTT.L	2222
GalleryTop 72	72		GSTT.M	2288
GalleryTop 78	78		GSTT.N	2332
GalleryTop 84	84		GSTT.O	2364
GalleryTop 90	90		GSTT.P	2534

For Gallery Tops ready for customer-supplied and installed stone, specify Option GT.

Gallery Front Panel	w	1.9d38.5h	Wood1	Opt LM Silex	Opt SM Stch Silex
Gallery Front 36	36		GSTP.F	5032	7558 7982
Gallery Front 42	42		GSTP.G	5326	7849 8273
Gallery Front 48	48		GSTP.H	5597	8122 8546
• Gallery Front 54	54		GSTP.J	5855	8381 8805
Gallery Front 60	60		GSTP.K	6123	8646 9074
Gallery Front 66	66		GSTP.L	6387	8911 9336
Gallery Front 72	72		GSTP.M	6654	9181 9606
Gallery Front 78	78		GSTP.N	6914	9443 9869
Gallery Front 84	84		GSTP.O	7187	9715 10139
Gallery Front 90	90		GSTP.P	7449	9973 10400

For Silex Gallery Front panel, specify Option LM; price is as listed above right.

• For stitched Silex Gallery Front panel, specify Option SM; price is as listed above far right.

For customer materials on the Gallery Front panel, specify Option COM; price is per Customer Service.

Shipping address for COM/COL materials and memo samples:

TUOHY Furniture Corporation, P1 Upholstery Receiving, 42 Saint Albans Place, Chatfield, MN 55923



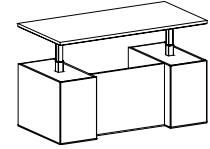
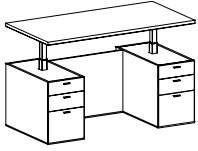
Specify: Item Number
Quantity
Tagging
Wood Finish

• Denotes Item is illustrated.
‡ Requires field sub-assembly.

Metal finish is MBN Brushed Nickel.

Prices listed in Wood1 Finishes.

Double Pedestal Desks, AdjHt



0.5 Base, 29.9-48h

Desk 66w

Desk 72w

Desk 78w

Product No.

List \$

36d

GAD?.LFAH 15813

GAD?.MFAH 16023

GAD?.NFAH 16182

? Specify configuration (user's left-right) by modifying the Product Number:

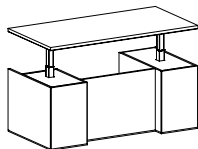
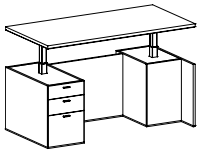
For 2BF-2BF, change the 4th digit from ? to A

For 2F-2F, change the 4th digit from ? to B

For 2BF-2F, change the 4th digit from ? to C

For 2F-2BF, change the 4th digit from ? to D

Single Pedestal Desks, AdjHt



0.5 Base, 29.9-48h

Desk 66w

Desk 72w

Desk 78w

36d

GAD?.LFAH 13057

GAD?.MFAH 13270

GAD?.NFAH 13425

? Specify configuration (user's left-right) by modifying the Product Number:

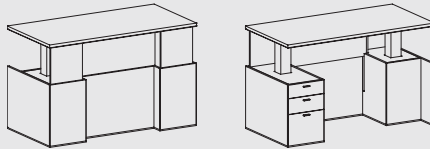
For P base-2BF, change the 4th digit from ? to E

For P base-2F, change the 4th digit from ? to F

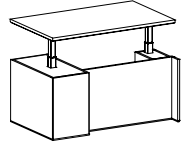
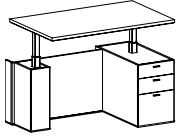
For 2BF-P base, change the 4th digit from ? to G

For 2F-P base, change the 4th digit from ? to H

Inquire with Customer Service about adding lift shrouds and modesty panels that follow the top.

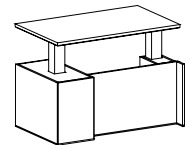
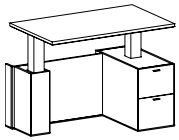


Runoffs/2BF-Modesty, AdjHt



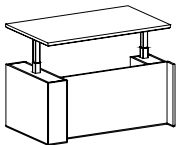
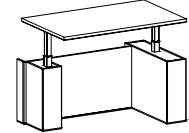
Product No.	List \$	Product No.	List \$	Product No.	List \$
0.5 Base, 29.9-48h		30d		36d	
Runoff LH 42w		GBAL.GEL.AAH	13413	GBAL.GFL.BAH	13668
Runoff LH 48w		GBAL.HEL.AAH	13668	GBAL.HFL.BAH	13935
Runoff LH 54w		GBAL.JEL.AAH	13897	GBAL.JFL.BAH	14179
Runoff LH 60w		GBAL.KEL.AAH	14113	GBAL.KFL.BAH	14369
Runoff RH 42w		GBAL.GER.AAH	13413	GBAL.GFR.BAH	13668
Runoff RH 48w		GBAL.HER.AAH	13668	GBAL.HFR.BAH	13935
Runoff RH 54w		GBAL.JER.AAH	13897	GBAL.JFR.BAH	14179
Runoff RH 60w		GBAL.KER.AAH	14113	GBAL.KFR.BAH	14369

Runoffs/2F-Modesty, AdjHt



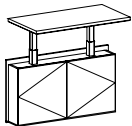
Product No.	List \$	Product No.	List \$	Product No.	List \$
0.5 Base, 29.9-48h		30d		36d	
Runoff LH 42w		GBAL.GEL.CAH	13216	GBAL.GFL.DAH	13458
Runoff LH 48w		GBAL.HEL.CAH	13470	GBAL.HFL.DAH	13728
Runoff LH 54w		GBAL.JEL.CAH	13701	GBAL.JFL.DAH	13970
Runoff LH 60w		GBAL.KEL.CAH	13917	GBAL.KFL.DAH	14160
Runoff RH 42w		GBAL.GER.CAH	13216	GBAL.GFR.DAH	13458
Runoff RH 48w		GBAL.HER.CAH	13470	GBAL.HFR.DAH	13728
Runoff RH 54w		GBAL.JER.CAH	13701	GBAL.JFR.DAH	13970
Runoff RH 60w		GBAL.KER.CAH	13917	GBAL.KFR.DAH	14160

Runoffs/Plinth-Modesty, AdjHt



Product No.	List \$	Product No.	List \$	Product No.	List \$
0.5 Base, 29.9-48h		24d		30d	
Runoff LH 42w		GBAL.GEL.EAH	12726	GBAL.GEL.FAH	12970
Runoff LH 48w		GBAL.HEL.EAH	12973	GBAL.HEL.FAH	13226
Runoff LH 54w		GBAL.JEL.EAH	13190	GBAL.JEL.FAH	13456
Runoff LH 60w		GBAL.KEL.EAH	13349	GBAL.KEL.FAH	13670
Runoff RH 42w		GBAL.GER.EAH	12726	GBAL.GER.FAH	12970
Runoff RH 48w		GBAL.HER.EAH	12973	GBAL.HER.FAH	13226
Runoff RH 54w		GBAL.JER.EAH	13190	GBAL.JER.FAH	13456
Runoff RH 60w		GBAL.KER.EAH	13349	GBAL.KER.FAH	13670

Bridges/Modesty, AdjHt



Product No.	List \$	Product No.	List \$
0.5 Base, 29.9-48h		Finished Back	
Bridge 36w 9d, 24d top		GCDM.FAAH	10959
Bridge 42w 9d, 24d top		GCDM.GAAH	11556
Bridge 48w 9d, 24d top		GCDM.HAAH	12170
Bridge 54w 9d, 24d top		GCDM.JAAH	12751

Tops



	Product No.	List \$	Product No.	List \$	Product No.	List \$
1.5th	24d		30d		36d	
Top 42w	GCAL.F24AH	1468	GCAL.F30AH	1601	GCAL.F36AH	1727
Top 48w	GCAL.G24AH	1573	GCAL.G30AH	1714	GCAL.G36AH	1853
Top 54w	GCAL.H24AH	1671	GCAL.H30AH	1825	GCAL.H36AH	1976
Top 60w	GCAL.J24AH	1767	GCAL.J30AH	1976	GCAL.J36AH	2103
Top 72w	GCAL.K24AH	2109	GCAL.K30AH	2202	GCAL.K36AH	2284
Top 78w	GCAL.L24AH	2206	GCAL.L30AH	2372	GCAL.L36AH	2462

Modesty Panels



	Product No.	List \$	
0.5 Base, 27.4h	Finished Back		
Modesty Panel 24w	GJVF.DAH	1232	
Modesty Panel 30w	GJVF.EAH	1373	
Modesty Panel 36w	GJVF.FAH	1495	
Modesty Panel 42w	GJVF.GAH	1557	
Modesty Panel 48w	GJVF.HAH	1635	

File/File



	Product No.	List \$	Product No.	List \$
0.5 Base, 27.4h			30d	
File/File 18w			GKAF30AH-W	5539
			GKAF36AH-W	5654

Pencil/Box/File



	Product No.	List \$	Product No.	List \$
0.5 Base, 27.4h			30d	
Pencil/Box/File 18w			GKAF30AH-Y	5737
			GKAF36AH-Y	5864

Plinths



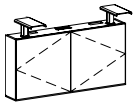
	Product No.	List \$	Product No.	List \$	Product No.	List \$
0.5 Base, 27.4h						
Plinth 9.5w 9.25d	GKAAH9.P	4845				
Plinth 9.5w 14d	GKAAH14.P	4961				
Plinth 9.5w 18d	GKAAH18.P	5034				
Plinth 9.5w 24d	GKAAH24.P	5181				
Plinth 9.5w 30d	GKAAH30.P	5294				
Plinth 9.5w 36d	GKAAH36.P	5425				

Plinths Extended End



		30d (14d Plinth)		36d (20d Plinth)	
0.5 Base, 27.4h					
Plinth ExtendEnd 18w LH		GKAAH30.PEL	6389	GKAAH36.PEL	6591
Plinth ExtendEnd 18w RH		GKAAH30.PER	6389	GKAAH36.PER	6591

Wall Hung Plinths



	0.5 Base, 29.9-48h	Unfinished Back		
Wall Hung Plinth 54w 9d	GKAWH.54	9861		
Wall Hung Plinth 60w 9d	GKAWH.60	10296		
Wall Hung Plinth 66w 9d	GKAWH.66	10735		
Wall Hung Plinth 72w 9d	GKAWH.72	11177		
Wall Hung Plinth 78w 9d	GKAWH.78	11638		

! Notes:

- Short plinth must be attached to adjacent credenza for support.
- 2 short plinths cannot be used on one desk.
- All worksurfaces have 1" space to adjacent surfaces for pinch point.
- 48" maximum worksurface height.
- Tops are 1.5" thick.
- Inquire with Customer Service regarding widths over 78".
- Default leg color is Black.
- Each top is designed to accept 30lbs. of added weight for computers and user items.
- Accessory power: Dean Z mount ELDZ321SBLK 3-port (2) Simplex (1) USB A+C, soft plug, black.
- Units come with 120" soft plug power cord.
- Face locks are included as standard on all pedestals except where noted.
- Locks not available on Bridge and wall hung units.
- Height adjustable units are not available with Silex top inserts or Silex wrapped height adj modesty panels.
- For Silex drawer faces, specify Option LF; add \$960 per drawer.
- For Stitched Silex drawer faces, specify Option SF; add \$1306 per drawer.
- For Silex modesty panel (fixed modesty only), specify Option LM; add \$2468.
- For Stitched Silex modesty panel (fixed modesty only), specify Option SM; add \$2880.
- All units have finished backs unless otherwise noted.
- Tops are not included on Wall Hung units.
- Tops are maximum depth of 24" on Bridge and Wall Hung units.

+ Options:

- For shrouds over legs specify Option SH; add \$840.
- For shrouds and modesty specify Option SHM; add \$840 PLUS cost of modesty from above.
- Inquire with Customer Service regarding alternate leg color options (White or Silver).

Desks/Double Pedestal, AdjHt



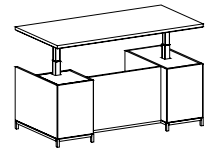
	Product No.	List \$
3.5 Base, 29.9-48h	36d	
Desk 66w	GAAA.LFAH	18477
Desk 72w	GAAA.MFAH	18663
Desk 78w	GAAA.NFAH	18814

Desks/Single Pedestal, AdjHt

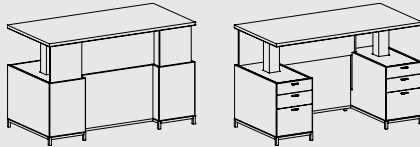


	Product No.	List \$
3.5 Base, 29.9-48h	36d	
Desk 66w	GAA?.LFAH	14971
Desk 72w	GAA?.MFAH	15164
Desk 78w	GAA?.NFAH	15318

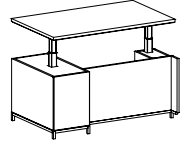
? Specify configuration (user's left-right) by modifying the Product Number:
 For P base-2BF, change the 4th digit from ? to E
 For 2BF-P base, change the 4th digit from ? to G



Inquire with Customer Service about adding lift shrouds and modesty panels that follow the top.

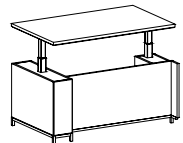


Runoffs/2BF-Modesty, AdjHt



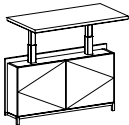
Product No.	List \$	Product No.	List \$	Product No.	List \$
3.5 Base, 29.9-48h		30d		36d	
Runoff LH 42w		GBAL.GEL.GAH	15059	GBAL.GFL.HAH	15311
Runoff LH 48w		GBAL.HEL.GAH	15323	GBAL.HFL.HAH	15589
Runoff LH 54w		GBAL.JEL.GAH	15547	GBAL.JFL.HAH	15828
Runoff LH 60w		GBAL.KEL.GAH	15762	GBAL.KFL.HAH	16013
Runoff RH 42w		GBAL.GER.GAH	15059	GBAL.GFR.HAH	15311
Runoff RH 48w		GBAL.HER.GAH	15323	GBAL.HFR.HAH	15589
Runoff RH 54w		GBAL.JER.GAH	15547	GBAL.JFR.HAH	15828
Runoff RH 60w		GBAL.KER.GAH	15762	GBAL.KFR.HAH	16013

Runoffs/Plinth-Modesty, AdjHt



Product No.	List \$	Product No.	List \$	Product No.	List \$
3.5 Base, 29.9-48h		24d		30d	
Runoff LH 42w		GBAL.GEL.LAH	13958	GBAL.GEL.MAH	14201
Runoff LH 48w		GBAL.HEL.LAH	14213	GBAL.HEL.MAH	14463
Runoff LH 54w		GBAL.JEL.LAH	14422	GBAL.JEL.MAH	14688
Runoff LH 60w		GBAL.KEL.LAH	14578	GBAL.KEL.MAH	14901
Runoff RH 42w		GBAL.GER.LAH	13958	GBAL.GER.MAH	14201
Runoff RH 48w		GBAL.HER.LAH	14213	GBAL.HER.MAH	14463
Runoff RH 54w		GBAL.JER.LAH	14422	GBAL.JER.MAH	14688
Runoff RH 60w		GBAL.KER.LAH	14578	GBAL.KER.MAH	14901

Bridges/Modesty, AdjHt



Product No.	List \$	Product No.	List \$
3.5 Base, 29.9-48h		Finished Back	
Bridge 36w 9d, 24d top		GCDM.FBAH	11488
Bridge 42w 9d, 24d top		GCDM.GBAH	12083
Bridge 48w 9d, 24d top		GCDM.HBAH	13537
Bridge 54w 9d, 24d top		GCDM.JBAH	13280

Tops



	Product No.	List \$	Product No.	List \$	Product No.	List \$
1.5th	24 d		30d		36d	
Top 42w	GCAL.F24AH	1468	GCAL.F30AH	1601	GCAL.F36AH	1727
Top 48w	GCAL.G24AH	1573	GCAL.G30AH	1714	GCAL.G36AH	1853
Top 54w	GCAL.H24AH	1671	GCAL.H30AH	1825	GCAL.H36AH	1976
Top 60w	GCAL.J24AH	1767	GCAL.J30AH	1976	GCAL.J36AH	2103
Top 72w	GCAL.K24AH	2109	GCAL.K30AH	2202	GCAL.K36AH	2284
Top 78w	GCAL.L24AH	2206	GCAL.L30AH	2372	GCAL.L36AH	2462

Modesty Panels



	Product No.	List \$	
3.5 Base, 27.4h	Finished Back		
Modesty Panel 24w	GJUF.DAH	1406	
Modesty Panel 30w	GJUF.EAH	1557	
Modesty Panel 36w	GJUF.FAH	1671	
Modesty Panel 42w	GJUF.GAH	1728	
Modesty Panel 48w	GJUF.HAH	1811	

Pencil/Box/File



	Product No.	List \$	Product No.	List \$
3.5 Base, 27.4h			30d	
Pencil/Box/File 18w			GKBF30AH-Y	6681
			GKBF36AH-Y	6807

Plinth



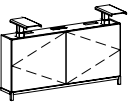
	Product No.	List \$	Product No.	List \$	Product No.	List \$
3.5 Base, 27.4h						
Plinth 9.5w 9.25d	GKBAH9.P	5373				
Plinth 9.5w 14d	GKBAH14.P	5493				
Plinth 9.5w 18d	GKBAH18.P	5563				
Plinth 9.5w 24d	GKBAH24.P	5710				
Plinth 9.5w 30d	GKBAH30.P	5821				
Plinth 9.5w 36d	GKBAH36.P	5954				

Plinths Extended End



3.5 Base, 27.4h		30d (14d Plinth)		36d (20d Plinth)	
Plinth ExtendEnd LH 18w		GKBAH30.PEL	6753	GKBAH36.PEL	6937
Plinth ExtendEnd RH 18w		GKBAH30.PER	6753	GKBAH36.PER	6937

Wall Hung Plinths, AdjHt



3.5 Base, 29.9-48h	Unfinished Back		
Wall Hung Plinth 54w 9d	GKBWH.54	10390	
Wall Hung Plinth 60w 9d	GKBWH.60	10826	
Wall Hung Plinth 66w 9d	GKBWH.66	11386	
Wall Hung Plinth 72w 9d	GKBWH.72	11964	
Wall Hung Plinth 78w 9d	GKBWH.78	12670	

! Notes:

- Short plinth must be attached to adjacent credenza for support.
- 2 short plinths cannot be used on one desk.
- All worksurfaces have 1" space to adjacent surfaces for pinch point.
- 48" maximum worksurface height.
- Tops are 1.5" thick.
- Inquire with Customer Service regarding widths over 78".
- Default leg color is Black.
- Each top is designed to accept 30lbs. of added weight for computers and user items.
- Accessory power: Dean Z mount ELDZ321SBLK 3-port (2) Simplex (1) USB A+C, soft plug, black.
- Units come with 120" soft plug power cord.
- Face locks are included as standard on all pedestals except where noted.
- Locks not available on Bridge and wall hung units.
- Height adjustable units are not available with Silex top inserts or Silex wrapped height adj modesty panels.
- For Silex drawer faces, specify Option LF; add \$ 960 per drawer.
- For Stitched Silex drawer faces, specify Option SF; add \$1306 per drawer.
- For Silex modesty panel (fixed modesty only), specify Option LM; add \$2468.
- For Stitched Silex modesty panel (fixed modesty only), specify Option SM; add \$2880.
- All units have finished backs unless otherwise noted.
- Tops are not included on Wall Hung units.
- Tops are maximum depth of 24" on Bridge and Wall Hung units.

+ Options:

- For shrouds over legs specify Option SH; add \$ 840.
- For shrouds and modesty specify Option SHM; add \$840 PLUS cost of modesty from above.
- Inquire with Customer Service regarding alternate leg color options (White or Silver).

