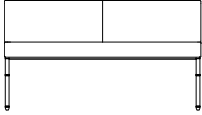


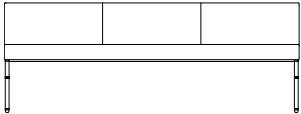
TUOHY

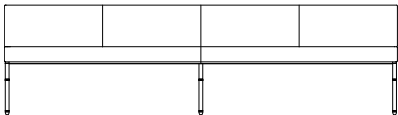
Leit

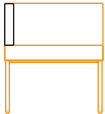


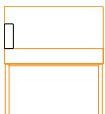
	Product No.	Dimensions	Fabric \$							Leather \$			
Leit Chair, Single 	PLEC1	26w	COM	4803	F6	5098	F12	5386	COL	5523	L6	6873	
		24d	F1	4971	F7	5133	F13	5456	L1	6108	L7	7098	
		29h	F2	4991	F8	5173	F14	5533	L2	6198	L8	7368	
		18sh	F3	5013	F9	5218	F15	5621	L3	6333	L9	7728	
		2.5 yds, 45 sf	F4	5038	F10	5268	F16	5721	L4	6468	L10	8133	
			F5	5066	F11	5323	F17	5831	L5	6648	L11	8583	

Leit Chair, Double 	PLEC2	52w	COM	6681	F6	7153	F12	7613	COL	7683	L6	9843
		24d	F1	6949	F7	7209	F13	7725	L1	8619	L7	10203
		29h	F2	6981	F8	7273	F14	7849	L2	8763	L8	10635
		18sh	F3	7017	F9	7345	F15	7989	L3	8979	L9	11211
		4 yds, 72 sf	F4	7057	F10	7425	F16	8149	L4	9195	L10	11859
			F5	7101	F11	7513	F17	8325	L5	9483	L11	12579

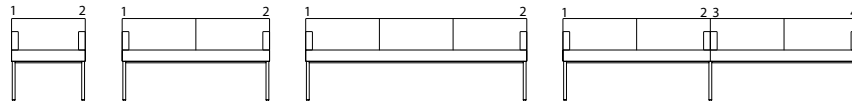
Leit Chair, Triple 	PLEC3	78w	COM	8188	F6	8896	F12	9586	COL	9416	L6	12656
		24d	F1	8590	F7	8980	F13	9754	L1	10820	L7	13196
		29h	F2	8638	F8	9076	F14	9940	L2	11036	L8	13844
		18sh	F3	8692	F9	9184	F15	10150	L3	11360	L9	14708
		6 yds, 108 sf	F4	8752	F10	9304	F16	10390	L4	11684	L10	15680
			F5	8818	F11	9436	F17	10654	L5	12116	L11	16760

Leit Chair, Quad 	PLEC4	104w	COM	11474	F6	12418	F12	13338	COL	13195	L6	17515
		24d	F1	12010	F7	12530	F13	13562	L1	15067	L7	18235
		29h	F2	12074	F8	12658	F14	13810	L2	15355	L8	19099
		18sh	F3	12146	F9	12802	F15	14090	L3	15787	L9	20251
		8 yds, 144 sf	F4	12226	F10	12962	F16	14410	L4	16219	L10	21547
			F5	12314	F11	13138	F17	14762	L5	16795	L11	22987

Corner/Back Option 	PLECB	2.5w	COM	2059	F6	2177	F12	2292	COL	2368	L6	2908
		21d	F1	2126	F7	2191	F13	2320	L1	2602	L7	2998
		6.5h	F2	2134	F8	2207	F14	2351	L2	2638	L8	3106
		1 yd, 18 sf	F3	2143	F9	2225	F15	2386	L3	2692	L9	3250
			F4	2153	F10	2245	F16	2426	L4	2746	L10	3412
			F5	2164	F11	2267	F17	2470	L5	2818	L11	3592

Arms 	PLEA	2.5w	COM	932	F6	1050	F12	1165	COL	1072	L6	1612
		21d	F1	999	F7	1064	F13	1193	L1	1306	L7	1702
		6.5h	F2	1007	F8	1080	F14	1224	L2	1342	L8	1810
		1 yd, 18 sf	F3	1016	F9	1098	F15	1259	L3	1396	L9	1954
			F4	1026	F10	1118	F16	1299	L4	1450	L10	2116
			F5	1037	F11	1140	F17	1343	L5	1522	L11	2296

Arms must be placed by a leg (specify location by number) and may receive Pivot Tops and Power-Data Ports.



+ Options for Arms:

For a Pivot Top in Wood1 (15w 9.5d 2.9h), specify Option PTW, add \$495.

For a Pivot Top in FenixNTM®, specify Option PTF and color (matte black or matte white); add \$664.

For a hardwired Power-USB Port, specify Option PUP and color (black or white); add \$814.

Inquire with Customer Service about units with 20 amp plug.

All metal frame parts this page are resin-coated steel; specify color choice:

MRB Resin Black, MRSA Resin Satin Aluminum, MRTG Resin Thunder Gray or MRW Resin White.

Shipping address for COM/COL materials and memo samples:
TUOHY Furniture Corporation, Upholstery Receiving Dept, 1323 W 132nd St, Gardena, CA 90247



IMPORTANT! Additional yardage may be required for fabrics less than 54 inches wide and/or having more than a nominal vertical repeat or pattern. Use the Additional Yardage (+YDG) requirements listed on page D3 to re-calculate the yardage or square footage needed for a given pattern.

Category	Pattern	Grade
Faux-Leather	Silix	F3
Leather	Lena	L1

Leit Bench, Single



Product No.	Dimensions	Fabric \$						Leather \$					
PLEB11	26w	COM	2170	F6	2347	F12	2520	COL	2496	L6	3306		
	18d	F1	2271	F7	2368	F13	2562	L1	2847	L7	3441		
	18h	F2	2283	F8	2392	F14	2608	L2	2901	L8	3603		
	18sh	F3	2296	F9	2419	F15	2661	L3	2982	L9	3819		
		F4	2311	F10	2449	F16	2721	L4	3063	L10	4062		
	1.5 yds, 27 sf	F5	2328	F11	2482	F17	2787	L5	3171	L11	4332		
PLEB12	26w	COM	2313	F6	2608	F12	2896	COL	2660	L6	4010		
	24d	F1	2481	F7	2643	F13	2966	L1	3245	L7	4235		
	18h	F2	2501	F8	2683	F14	3043	L2	3335	L8	4505		
	18sh	F3	2523	F9	2728	F15	3131	L3	3470	L9	4865		
		F4	2548	F10	2778	F16	3231	L4	3605	L10	5270		
	2.5 yds, 45 sf	F5	2576	F11	2833	F17	3341	L5	3785	L11	5720		

Leit Bench, Extended




PLEBX1	39w	COM	2738	F6	3092	F12	3437	COL	3149	L6	4769
	18d	F1	2939	F7	3134	F13	3521	L1	3851	L7	5039
	18h	F2	2963	F8	3182	F14	3614	L2	3959	L8	5363
	18sh	F3	2990	F9	3236	F15	3719	L3	4121	L9	5795
		F4	3020	F10	3296	F16	3839	L4	4283	L10	6281
	3 yds, 54 sf	F5	3053	F11	3362	F17	3971	L5	4499	L11	6821
PLEBX2	39w	COM	2879	F6	3233	F12	3578	COL	3311	L6	4931
	24d	F1	3080	F7	3275	F13	3662	L1	4013	L7	5201
	18h	F2	3104	F8	3323	F14	3755	L2	4121	L8	5525
	18sh	F3	3131	F9	3377	F15	3860	L3	4283	L9	5957
		F4	3161	F10	3437	F16	3980	L4	4445	L10	6443
	3 yds, 54 sf	F5	3194	F11	3503	F17	4112	L5	4661	L11	6983

Leit Bench, Double



PLEB21	52w	COM	4332	F6	4627	F12	4915	COL	4982	L6	6332
	18d	F1	4500	F7	4662	F13	4985	L1	5567	L7	6557
	18h	F2	4520	F8	4702	F14	5062	L2	5657	L8	6827
	18sh	F3	4542	F9	4747	F15	5150	L3	5792	L9	7187
		F4	4567	F10	4797	F16	5250	L4	5927	L10	7592
	2.5 yds, 45 sf	F5	4595	F11	4852	F17	5360	L5	6107	L11	8042
PLEB22	52w	COM	4475	F6	4770	F12	5058	COL	5146	L6	6496
	24d	F1	4643	F7	4805	F13	5128	L1	5731	L7	6721
	18h	F2	4663	F8	4845	F14	5205	L2	5821	L8	6991
	18sh	F3	4685	F9	4890	F15	5293	L3	5956	L9	7351
		F4	4710	F10	4940	F16	5393	L4	6091	L10	7756
	2.5 yds, 45 sf	F5	4738	F11	4995	F17	5503	L5	6271	L11	8206

Leit Bench, Triple



PLEB31	78w	COM	5508	F6	5921	F12	6324	COL	6335	L6	8225
	18d	F1	5743	F7	5970	F13	6422	L1	7154	L7	8540
	18h	F2	5771	F8	6026	F14	6530	L2	7280	L8	8918
	18sh	F3	5802	F9	6089	F15	6653	L3	7469	L9	9422
		F4	5837	F10	6159	F16	6793	L4	7658	L10	9989
	3.5 yds, 63 sf	F5	5876	F11	6236	F17	6947	L5	7910	L11	10619
PLEB32	78w	COM	5649	F6	6062	F12	6465	COL	6496	L6	8386
	24d	F1	5884	F7	6111	F13	6563	L1	7315	L7	8701
	18h	F2	5912	F8	6167	F14	6671	L2	7441	L8	9079
	18sh	F3	5943	F9	6230	F15	6794	L3	7630	L9	9583
		F4	5978	F10	6300	F16	6934	L4	7819	L10	10150
	3.5 yds, 63 sf	F5	6017	F11	6377	F17	7088	L5	8071	L11	10780

! Notes

All metal frame parts this page are resin-coated steel; specify color choice:
MRB Resin Black, MRSB Resin Satin Aluminum, MRTG Resin Thunder Gray or MRW Resin White.

Shipping address for COM/COL materials and memo samples:
TUOHY Furniture Corporation, Upholstery Receiving Dept, 1323 W 132nd St, Gardena, CA 90247



IMPORTANT! Additional yardage may be required for fabrics less than 54 inches wide and/or having more than a nominal vertical repeat or pattern.
Use the Additional Yardage (+YDG) requirements listed on page D3 to re-calculate the yardage or square footage needed for a given pattern.

Category	Pattern	Grade
Faux-Leather	Silix	F3
Leather	Lena	L1

Leit Tables



Description	Prod. Prefix	Top Material Suffix / List \$				
		Wood1	Wood2	AcrylicSS	Quartz	Fenix NTM®
Connecting TablesW1	...W2	...C	...Q	...F
Inline	PLETC...	564	603	1525	2457	1322
End Table (2 legs)	PLETE...	1653	1769	2615	3545	2413
Corner Table (1 leg)	PLETL...	1108	1186	2067	3006	1869

Dimensions (tables above): 26w 24d 13.8h

Freestanding	Prod. Prefix	...W1	...W2	...C	...Q	...F
Table 26w 18d 13.8h	PLET111...	1492	1596	2211	2913	2060
Table 26w 18d 29h	PLET112...	2295	2456	3019	3717	2864
Table 26w 24d 13.8h	PLET121...	1600	1712	2560	3493	2360
Table 26w 24d 29h	PLET122...	2507	2682	3469	4402	3267
Table 52w 18d 13.8h	PLET211...	1748	1870	3192	4593	2888
Table 52w 18d 29h	PLET212...	2603	2785	4045	5444	3744
Table 52w 24d 13.8h	PLET221...	1913	2047	3838	5702	3430
Table 52w 24d 29h	PLET222...	2867	3068	4794	4759	4387
Table 78w 18d 13.8h	PLET311...	2755	2948	4916	7017	4466
Table 78w 18d 29h	PLET312...	4118	4406	7006	9799	6395
Table 78w 24d 13.8h	PLET321...	2712	2902	5598	8395	4993
Table 78w 24d 29h	PLET322...	4358	4663	7243	10038	6634
Table 104w 24d 29h	PLET422...	4716	5046	8565	12294	7752

Notes:

Specify the product number by appending the desired Top Material Code to the Prod.No. Prefix.

Example: Inline Connecting Table with Wood1 top is PLETCW1; price is \$564.

Metal frame parts are resin-coated steel; choose from standard colors.

Solid Surface is Avonite® 8016 White, Matte.

Quartz is Cambria® all standard colors; quote required for Luxury Series Designs.

FenixNTM® available in matte black or matte white.

Other top materials are available on a COM/project basis.

Leit Tops



Surround Panels Required	Prod. Prefix	...W1	...W2	...C	...Q	...F
Top 30.5w 24d 0.75th	PLETT305...	1150	1231	2298	3407	2056
Top 56.5w 24d 0.75th	PLETT565...	1594	1706	3703	5746	3259

Notes:

Specify the product number by appending the desired Top Material Code to the Prod.No. Prefix.

Example: Top 30.5w 24d 0.75th with Wood1 top is PLETT305W1; price is \$1150.

Solid Surface is Avonite® 8016 White, Matte.

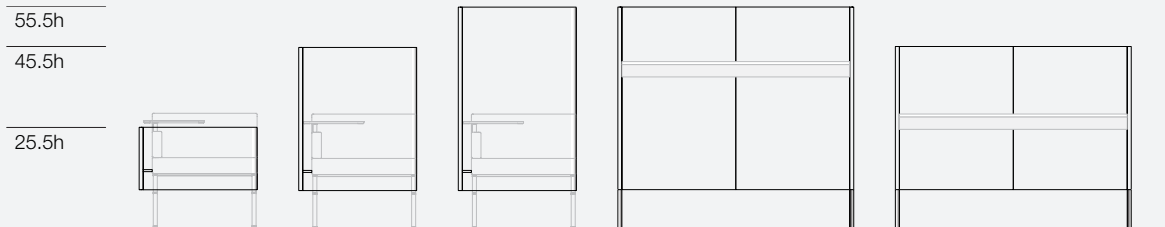
Quartz is Cambria® all standard colors; quote required for Luxury Series Designs.

FenixNTM® available in matte black or matte white.

Other top materials are available on a COM/project basis.

Leit Surround Panels

May be applied to seating units or used with tops (listed above) as desking stations. See the individual listings on the following pages, grouped and presented by height.



Shipping address for COM/COL materials and memo samples:
TUOHY Furniture Corporation, Upholstery Receiving Dept, 1323 W 132nd St, Gardena, CA 90247

Please provide tagging information as needed for your project.



IMPORTANT! Additional yardage may be required for fabrics less than 54 inches wide and/or having more than a nominal vertical repeat or pattern. Use the Additional Yardage (+YDG) requirements listed on page D3 to re-calculate the yardage or square footage needed for a given pattern.

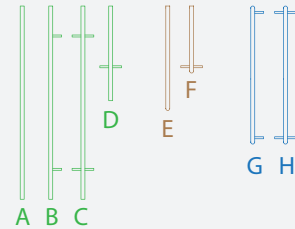
Category	Pattern	Grade
Faux-Leather	Silex	F3
Leather	Lena	L1

Leit Surround Panels

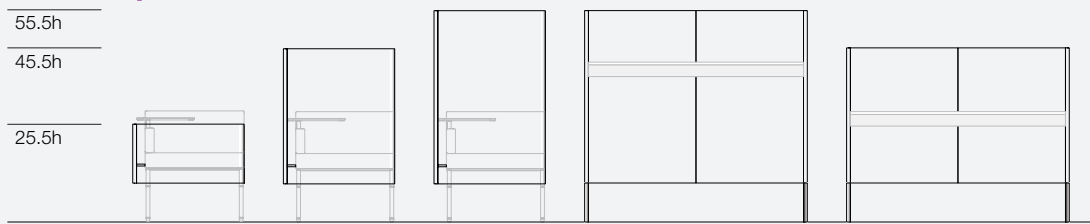



May be applied to seating units or used with tops as desking stations.
 See the individual listings on the following pages, grouped and presented by height.
 Metal legs and stand-offs are resin-coated steel; specify color choice:
 MRB Resin Black, MRSA Resin Satin Aluminum, MRTG Resin Thunder Gray or MRW Resin White.

Panels for seating and connecting tables



Panels for work surface tops



Ordering Information

Product numbers are formed by joining the string of data in the grayed area.
 Example:
 PLEP25A24 requires 1.5 yards and has a COM price of \$2154.

25.5h	w	d	yds	COM	F1	F2	F3	F4	F5	F6	F7	F8	F9	F10	F11	F12	F13	F14	F15	F16	F17
PLEP25 A 24	24	1	1.5	2154	2255	2267	2280	2295	2312	2331	2352	2376	2403	2433	2466	2504	2546	2592	2645	2705	2771
PLEP25 A 26	26	1	1.5	2203	2304	2316	2329	2344	2361	2380	2401	2425	2452	2482	2515	2553	2595	2641	2694	2754	2820
PLEP25 A 28.25	28.25	1	1.5	2310	2411	2423	2436	2451	2468	2487	2508	2532	2559	2589	2622	2660	2702	2748	2801	2861	2927
PLEP25 A 28.75	28.75	1	1.5	2310	2411	2423	2436	2451	2468	2487	2508	2532	2559	2589	2622	2660	2702	2748	2801	2861	2927
PLEP25 A 30.5	30.5	1	1.5	2370	2471	2483	2496	2511	2528	2547	2568	2592	2619	2649	2682	2720	2762	2808	2861	2921	2987
PLEP25 A 31.5	31.5	1	1.5	2422	2523	2535	2548	2563	2580	2599	2620	2644	2671	2701	2734	2772	2814	2860	2913	2973	3039
PLEP25 A 49	49	1	2	2264	2398	2414	2432	2452	2474	2500	2528	2560	2596	2636	2680	2730	2786	2848	2918	2998	3086
PLEP25 A 52	52	1	2	2313	2447	2463	2481	2501	2523	2549	2577	2609	2645	2685	2729	2779	2835	2897	2967	3047	3135
PLEP25 A 53	53	1	2	2313	2447	2463	2481	2501	2523	2549	2577	2609	2645	2685	2729	2779	2835	2897	2967	3047	3135
PLEP25 A 57.5	57.5	1	2	2372	2506	2522	2540	2560	2582	2608	2636	2668	2704	2744	2788	2838	2894	2956	3026	3106	3194
PLEP25 M 29.25 L	29.25 L	18	2.5	3115	3283	3303	3325	3350	3378	3410	3445	3485	3530	3580	3635	3698	3768	3845	3933	4033	4143
PLEP25 M 29.25 R	29.25 R	18	2.5	3115	3283	3303	3325	3350	3378	3410	3445	3485	3530	3580	3635	3698	3768	3845	3933	4033	4143
PLEP25 N 29.25 L	29.25 L	18	2.5	3115	3283	3303	3325	3350	3378	3410	3445	3485	3530	3580	3635	3698	3768	3845	3933	4033	4143
PLEP25 N 29.25 R	29.25 R	18	2.5	3115	3283	3303	3325	3350	3378	3410	3445	3485	3530	3580	3635	3698	3768	3845	3933	4033	4143
PLEP25 P 27 L	27 L	25	3	2960	3161	3185	3212	3242	3275	3314	3356	3404	3458	3518	3584	3659	3743	3836	3941	4061	4193
PLEP25 P 27 R	27 R	25	3	2960	3161	3185	3212	3242	3275	3314	3356	3404	3458	3518	3584	3659	3743	3836	3941	4061	4193
PLEP25 Q 32.5	32.5	18	3.5	3386	3621	3649	3680	3715	3754	3799	3848	3904	3967	4037	4114	4202	4300	4408	4531	4671	4825
PLEP25 S 29.25 L	29.25 L	18	2.5	3642	3810	3830	3852	3877	3905	3937	3972	4012	4057	4107	4162	4225	4295	4372	4460	4560	4670
PLEP25 S 29.25 R	29.25 R	18	2.5	3642	3810	3830	3852	3877	3905	3937	3972	4012	4057	4107	4162	4225	4295	4372	4460	4560	4670
PLEP25 U 32.5	32.5	18	3.5	3908	4143	4171	4202	4237	4276	4321	4370	4426	4489	4559	4636	4724	4822	4930	5053	5193	5347

≡ Denotes that patterns require railroading.

Shipping address for COM/COL materials and memo samples:
 TUOHY Furniture Corporation, Upholstery Receiving Dept, 1323 W 132nd St, Gardena, CA 90247



IMPORTANT! Additional yardage may be required for fabrics less than 54 inches wide and/or having more than a nominal vertical repeat or pattern.
 Use the Additional Yardage (+YDG) requirements listed on page D3 to re-calculate the yardage or square footage needed for a given pattern.

Category	Pattern	Grade
Faux-Leather	Silex	F3
Leather	Lena	L1

Shipping address for COM/COL materials and memo samples:
 TUOHY Furniture Corporation, Upholstery Receiving Dept, 1323 W 132nd St, Gardena, CA 90247
 Please provide tagging information as needed for your project.



Leit Surround Panels (cont.)

45.5h	w	d	yds	COM	F1	F2	F3	F4	F5	F6	F7	F8	F9	F10	F11	F12	F13	F14	F15	F16	F17
PLEP45 A 24		1	2.5	2688	2856	2876	2898	2923	2951	2983	3018	3058	3103	3153	3208	3271	3341	3418	3506	3606	3716
PLEP45 A 26		1	2.5	2742	2910	2930	2952	2977	3005	3037	3072	3112	3157	3207	3262	3325	3395	3472	3560	3660	3770
PLEP45 A 28.25		1	2.5	2849	3017	3037	3059	3084	3112	3144	3179	3219	3264	3314	3369	3432	3502	3579	3667	3767	3877
PLEP45 A 28.75		1	2.5	2849	3017	3037	3059	3084	3112	3144	3179	3219	3264	3314	3369	3432	3502	3579	3667	3767	3877
PLEP45 A 30.5		1	2.5	2904	3072	3092	3114	3139	3167	3199	3234	3274	3319	3369	3424	3487	3557	3634	3722	3822	3932
PLEP45 A 31.5		1	2.5	2960	3128	3148	3170	3195	3223	3255	3290	3330	3375	3425	3480	3543	3613	3690	3778	3878	3988
PLEP45 A 49		1	3.5	3065	3300	3328	3359	3394	3433	3478	3527	3583	3646	3716	3793	3881	3979	4087	4210	4350	4504
PLEP45 A 52		1	3.5	3115	3350	3378	3409	3444	3483	3528	3577	3633	3696	3766	3843	3931	4029	4137	4260	4400	4554
PLEP45 A 53		1	3.5	3115	3350	3378	3409	3444	3483	3528	3577	3633	3696	3766	3843	3931	4029	4137	4260	4400	4554
PLEP45 A 57.5	≡	1	3.5	3173	3408	3436	3467	3502	3541	3586	3635	3691	3754	3824	3901	3989	4087	4195	4318	4458	4612
PLEP45 B 49		3.25	3.5	3065	3300	3328	3359	3394	3433	3478	3527	3583	3646	3716	3793	3881	3979	4087	4210	4350	4504
PLEP45 C 49		5.5	3.5	3065	3300	3328	3359	3394	3433	3478	3527	3583	3646	3716	3793	3881	3979	4087	4210	4350	4504
PLEP45 D 24		5.5	2.5	2688	2856	2876	2898	2923	2951	2983	3018	3058	3103	3153	3208	3271	3341	3418	3506	3606	3716
PLEP45 E 26		1	2.5	2742	2910	2930	2952	2977	3005	3037	3072	3112	3157	3207	3262	3325	3395	3472	3560	3660	3770
PLEP45 F 17		5.5	2.5	2578	2746	2766	2788	2813	2841	2873	2908	2948	2993	3043	3098	3161	3231	3308	3396	3496	3606
PLEP45 G 35		3.25	2.5	3010	3178	3198	3220	3245	3273	3305	3340	3380	3425	3475	3530	3593	3663	3740	3828	3928	4038
PLEP45 H 35		5.5	2.5	3010	3178	3198	3220	3245	3273	3305	3340	3380	3425	3475	3530	3593	3663	3740	3828	3928	4038
PLEP45 J 35		1	2.5	3010	3178	3198	3220	3245	3273	3305	3340	3380	3425	3475	3530	3593	3663	3740	3828	3928	4038
PLEP45 K 18		1	2.5	2529	2697	2717	2739	2764	2792	2824	2859	2899	2944	2994	3049	3112	3182	3259	3347	3447	3557
PLEP45 M 29.25 L		18	4	3654	3922	3954	3990	4030	4074	4126	4182	4246	4318	4398	4486	4586	4698	4822	4962	5122	5298
PLEP45 M 29.25 R		18	4	3654	3922	3954	3990	4030	4074	4126	4182	4246	4318	4398	4486	4586	4698	4822	4962	5122	5298
PLEP45 N 29.25 L		18	4	3654	3922	3954	3990	4030	4074	4126	4182	4246	4318	4398	4486	4586	4698	4822	4962	5122	5298
PLEP45 N 29.25 R		18	4	3654	3922	3954	3990	4030	4074	4126	4182	4246	4318	4398	4486	4586	4698	4822	4962	5122	5298
PLEP45 O 29.25 L		25	4.5	3761	4063	4099	4139	4184	4234	4292	4355	4427	4508	4598	4697	4810	4936	5075	5233	5413	5611
PLEP45 O 29.25 R		25	4.5	3761	4063	4099	4139	4184	4234	4292	4355	4427	4508	4598	4697	4810	4936	5075	5233	5413	5611
PLEP45 P 27 L		25	4.5	3493	3795	3831	3871	3916	3966	4024	4087	4159	4240	4330	4429	4542	4668	4807	4965	5145	5343
PLEP45 P 27 R		25	4.5	3493	3795	3831	3871	3916	3966	4024	4087	4159	4240	4330	4429	4542	4668	4807	4965	5145	5343
PLEP45 Q 32.5		18	5.5	3928	4297	4341	4390	4445	4506	4577	4654	4742	4841	4951	5072	5210	5364	5534	5727	5947	6189
PLEP45 S 29.25 L		18	4	4177	4445	4477	4513	4553	4597	4649	4705	4769	4841	4921	5009	5109	5221	5345	5485	5645	5821
PLEP45 S 29.25 R		18	4	4177	4445	4477	4513	4553	4597	4649	4705	4769	4841	4921	5009	5109	5221	5345	5485	5645	5821
PLEP45 T 29.25 L		25	4	4074	4342	4374	4410	4450	4494	4546	4602	4666	4738	4818	4906	5006	5118	5242	5382	5542	5718
PLEP45 T 29.25 R		25	4	4074	4342	4374	4410	4450	4494	4546	4602	4666	4738	4818	4906	5006	5118	5242	5382	5542	5718
PLEP45 U 32.5		18	5.5	4444	4813	4857	4906	4961	5022	5093	5170	5258	5357	5467	5588	5726	5880	6050	6243	6463	6705

≡ Denotes that patterns require railroading.

55.5h	w	d	yds	COM	F1	F2	F3	F4	F5	F6	F7	F8	F9	F10	F11	F12	F13	F14	F15	F16	F17
PLEP55 A 24		1	3.5	3071	3306	3334	3365	3400	3439	3484	3533	3589	3652	3722	3799	3887	3985	4093	4216	4356	4510
PLEP55 A 26		1	3.5	3127	3362	3390	3421	3456	3495	3540	3589	3645	3708	3778	3855	3943	4041	4149	4272	4412	4566
PLEP55 A 28.25		1	3.5	3226	3461	3489	3520	3555	3594	3639	3688	3744	3807	3877	3954	4042	4140	4248	4371	4511	4665
PLEP55 A 28.75		1	3.5	3226	3461	3489	3520	3555	3594	3639	3688	3744	3807	3877	3954	4042	4140	4248	4371	4511	4665
PLEP55 A 30.5		1	3.5	3276	3511	3539	3570	3605	3644	3689	3738	3794	3857	3927	4004	4092	4190	4298	4421	4561	4715
PLEP55 A 31.5		1	3.5	3329	3564	3592	3623	3658	3697	3742	3791	3847	3910	3980	4057	4145	4243	4351	4474	4614	4768
PLEP55 A 49		1	3.5	3431	3666	3694	3725	3760	3799	3844	3893	3949	4012	4082	4159	4247	4345	4453	4576	4716	4870
PLEP55 A 52		1	3.5	3479	3714	3742	3773	3808	3847	3892	3941	3997	4060	4130	4207	4295	4393	4501	4624	4764	4918
PLEP55 A 53		1	3.5	3479	3714	3742	3773	3808	3847	3892	3941	3997	4060	4130	4207	4295	4393	4501	4624	4764	4918
PLEP55 A 57.5	≡	1	3.5	3533	3768	3796	3827	3862	3901	3946	3995	4051	4114	4184	4261	4349	4447	4555	4678	4818	4972
PLEP55 B 49		3.25	3.5	3431	3666	3694	3725	3760	3799	3844	3893	3949	4012	4082	4159	4247	4345	4453	4576	4716	4870
PLEP55 C 49		5.5	3.5	3431	3666	3694	3725	3760	3799	3844	3893	3949	4012	4082	4159	4247	4345	4453	4576	4716	4870
PLEP55 D 24		5.5	3.5	3071	3306	3334	3365	3400	3439	3484	3533	3589	3652	3722	3799	3887	3985	4093	4216	4356	4510
PLEP55 E 26		1	3.5	3127	3362	3390	3421	3456	3495	3540	3589	3645	3708	3778	3855	3943	4041	4149	4272	4412	4566
PLEP55 F 17		5.5	3.5	2968	3203	3231	3262	3297	3336	3381	3430	3486	3549	3619	3696	3784	3882	3990	4113	4253	4407
PLEP55 G 35		3.25	3.5	3378	3613	3641	3672	3707	3746	3791	3840	3896	3959	4029	4106	4194	4292	4400	4523	4663	4817
PLEP55 H 35		5.5	3.5	3378	3613	3641	3672	3707	3746	3791	3840	3896	3959	4029	4106	4194	4292	4400	4523	4663	4817
PLEP55 J 35		1	3.5	3378	3613	3641	3672	3707	3746	3791	3840	3896	3959	4029	4106	4194	4292	4400	4523	4663	4817
PLEP55 K 18		1	3.5	2920	3155	3183	3214	3249	3288	3333	3382	3438	3501	3571	3648	3736	3834	3942	4065	4205	4359
PLEP55 M 29.25 L		18	5	3995	4330	4370	4415	4465	4520	4585	4655	4735	4825	4925	5035	5160	5300	5455	5630	5830	6050
PLEP55 M 29.25 R		18	5	3995	4330	4370	4415	4465	4520	4585	4655	4735	4825	4925	5035	5160	5300	5455	5630	5830	6050
PLEP55 N 29.25 L		18	5	3995	4330	4370	4415	4465	4520	4585	4655	4735	4825	4925	5035	5160	5300	5455	5630	5830	6050
PLEP55 N 29.25 R		18	5	3995	4330	4370	4415	4465	4520	4585	4655	4735	4825	4925	5035	5160	5300	5455	5630	5830	6050
PLEP55 O 29.25 L		25	5.5	4095	4464	4508	4557	4612	4673	4744	4821	4909	5008	5118	5239	5377	5531	5701	5894	6114	6356
PLEP55 O 29.25 R		25	5.5	4095	4464	4508	4557	4612	4673	4744	4821	4909	5008	5118	5239	5377	5531	5701	5894	6114	6356