

TUOHY

Uffizi Admin

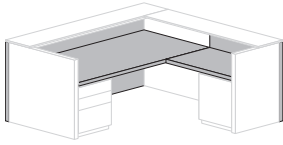


Reception: **Uffizi**

Design: **Archinet**

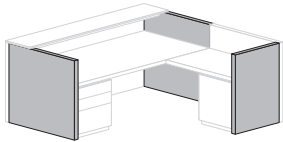
Gallery	BU3
Backsplashes	BU5
Privacy Screen	BU6
Cubby Manager	BU6
Transaction Tops	BU6
Wall Hutch Adaptor Kit	BU6

Gallery

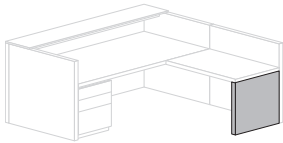


	w	d	42h	Product Prefix	List \$	Product Prefix	List \$
Top + Back Panel				2-in Top/Panel		2-in Top/Panel w/ Stop	
• Gallery Top/Back: 42x24	42	26		CSB.4224-	3393	CSBL.4224-	3801
Gallery Top/Back: 42x30	42	32		CSB.4230-	3478	CSBL.4230-	3887
Gallery Top/Back: 48x24	48	26		CSB.4824-	3579	CSBL.4824-	4019
Gallery Top/Back: 48x30	48	32		CSB.4830-	3663	CSBL.4830-	4100
Gallery Top/Back: 54x24	54	26		CSB.5424-	3751	CSBL.5424-	4229
Gallery Top/Back: 54x30	54	32		CSB.5430-	3849	CSBL.5430-	4329
Gallery Top/Back: 60x24	60	26		CSB.6024-	3934	CSBL.6024-	4453
Gallery Top/Back: 60x30	60	32		CSB.6030-	4053	CSBL.6030-	4569
Gallery Top/Back: 66x24	66	26		CSB.6624-	4123	CSBL.6624-	4680
Gallery Top/Back: 66x30	66	32		CSB.6630-	4253	CSBL.6630-	4809
Gallery Top/Back: 72x24	72	26		CSB.7224-	4327	CSBL.7224-	4923
Gallery Top/Back: 72x30	72	32		CSB.7230-	4467	CSBL.7230-	5059
• Gallery Top/Back: 72x36	72	38		CSB.7236-	4598	CSBL.7236-	5195
Gallery Top/Back: 78x24	78	26		CSB.7824-	4511	CSBL.7824-	5146
Gallery Top/Back: 78x30	78	32		CSB.7830-	4653	CSBL.7830-	5292
Gallery Top/Back: 78x36	78	38		CSB.7836-	4794	CSBL.7836-	5433
Gallery Top/Back: 84x24	84	26		CSB.8424-	4725	CSBL.8424-	5399
Gallery Top/Back: 84x30	84	32		CSB.8430-	4885	CSBL.8430-	5561
Gallery Top/Back: 84x36	84	38		CSB.8436-	5042	CSBL.8436-	5719
Gallery Top/Back: 90x24	90	26		CSB.9024-	4902	CSBL.9024-	5620
Gallery Top/Back: 90x30	90	32		CSB.9030-	5070	CSBL.9030-	5784
Gallery Top/Back: 90x36	90	38		CSB.9036-	5237	CSBL.9036-	5955

Append the product codes below and on the opposite page to the Product Prefix codes above, in L to R order; add pricing.

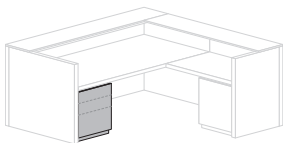


	w	d	42h	product code	
• Gallery End Panel 24	2	24		Z24	690
Gallery End Panel 30	2	30		Z30	860
• Gallery End Panel 36	2	36		Z36	982
Gallery End Panel 42	2	42		Z42	1080
Gallery End Panel 48	2	48		Z48	1231
Gallery End Panel 54	2	54		Z54	1340
Gallery End Panel 60	2	60		Z60	1500
Gallery End Panel 66	2	66		Z66	1633
Gallery End Panel 72	2	72		Z72	1820



	w	d	27.5h	product code	
• Pedestal End Panel 24	2	24		A	629
Pedestal End Panel 30	2	30		A	690
Pedestal End Panel 36	2	36		A	786

Shelving 15x24	15	24		B	1473
Shelving 18x24	18	24		C	1748
Shelving 30x24	30	24		E	2351
Shelving 36x24	36	24		F	2631



Full Front: 2 File 18x24	18	24		G	2788
Full Front: 2 File 18x30	18	30		G	2934
Full Front: 2 File 18x36	18	36		G	3501
Full Front: 2Box/File 18x24	18	24		H	2829
Full Front: 2Box/File 18x30	18	30		H	2977
Full Front: 2Box/File 18x36	18	36		H	3541
Full Front: Trash/Recycle 18x24	18	24		L	3241
Full Front: Trash/Recycle 18x30	18	30		L	3390
Full Front: Trash/Recycle 18x36	18	36		L	3955
Full Front: Utility Drawer 18x24	18	24		M	2625
Full Front: Utility Drawer 18x30	18	30		M	2774
Full Front: Utility Drawer 18x36	18	36		M	3336

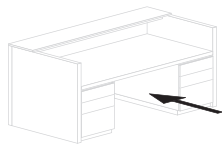
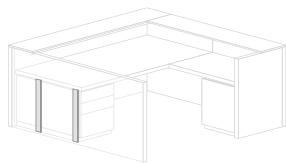
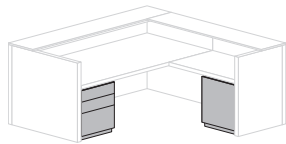
Specify: Product Number
Quantity
Tagging
Metal Finish
Wood Finish

• Denotes Item is illustrated.
- Includes locks.
‡ Requires field sub-assembly.

Prices listed in Wood1 Finishes.

List \$

Gallery (continued from prior page)



	w	d	27.5h	product code	
Cabinet-LH 15x 24	15	24		N	2380
Cabinet-LH 18x24	18	24		P	2457
Cabinet-RH 15x24	15	24		R	2380
• Cabinet-RH 18x24	18	24		S	2457
Double Cabinet 30x24	30	24		U	2775
Double Cabinet 36x24	36	24		V	3004
2File 18x24	18	24		W	2946
2File 18x30	18	30		W	3095
2File 18x36	18	36		W	3658
2Box/File 18x24	18	24		Y	2995
2Box/File 18x30	18	30		Y	3140
• 2Box/File 18x36	18	36		Y	3701
4Box 18x24	18	24		0	3095
4Box 18x30	18	30		0	3241
4Box 18x36	18	36		0	3802
2LatFile 30x24	30	24		2	3642
2LatFile 36x24	36	24		3	4059
2LatB/LatFile 30x24	30	24		6	4013
2LatB/LatFile 36x24	36	24		7	4426
• Drawer Offset Extension	0.5	23.25		X	137
• Open Kneespace				(#) where # = inches required	

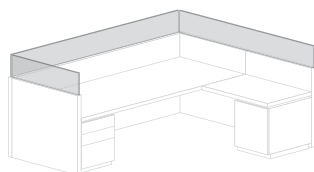
+ Options:

Face Locks are included on all pedestals. For no locks, specify Option NL.
Wood offering includes all Wood1 finishes; inquire regarding other species/colors.

! Notes:

Metal toeboard finish is MSBN Satin Brushed Nickel (~MBN).
Gallery Shells may be deployed as desk or runoff units.
Gallery 2File, 2Box/File and 4Box pedestals have pull hardware (specify finish—see above) unless used next to a kneehole, in which case a continuously-shaped vertical edge will be used.
Gallery pedestals have unfinished backs.
Each Gallery End Panel adds 2-in to the overall width of the Gallery Shell.
Pedestals used on Gallery shells with pencil stops are shortened by 2.5-in to allow for cord access at rear.
Gallery shells with pencil stop have a 2.5-in cord access drop behind the pencil stop. If a 1.3-inch backsplash is used then 1.3-in is available for cord access.
Shelving pedestals have metal shelves and vertical dividers (the latter on 30 and 36w units).
Use Drawer Offset Extensions when placing drawers next to an extended Gallery End Panel.

Gallery Glass Surrounds



	w	0.5d	12h	Glass		Acid-Etched Glass (1s*)	
Gallery Glass				CSGP-	(sum)	CSGA-	(sum)
				↑	↑	↑	↑
	w			product code		product code	
Gallery Glass Surround: 24w	24			P24	353	A24	443
Gallery Glass Surround: 30w	30			P30	443	A30	552
• Gallery Glass Surround: 36w	36			P36	531	A36	663
Gallery Glass Surround: 42w	42			P42	620	A42	776
Gallery Glass Surround: 48w	48			P48	710	A48	886
Gallery Glass Surround: 54w	54			P54	797	A54	995
Gallery Glass Surround: 60w	60			P60	886	A60	1106
Gallery Glass Surround: 66w	66			P66	974	A66	1218
• Gallery Glass Surround: 72w	72			P72	1062	A72	1327
• Gallery Glass Surround: 78w	78			P78	1150	A78	1439
Gallery Glass Surround: 84w	84			P84	1239	A84	1549
Gallery Glass Surround: 90w	90			P90	1327	A90	1660

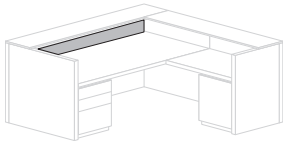
Append product codes to the product prefix, as needed. Example: CSGP-P36-P90-P72
Identify which Gallery Top/Back or Gallery End Panel is to receive each Gallery Glass Surround.
* Acid-Etched Glass has the etching on the visitor's side only.

Specify: Product Number
Quantity
Tagging
Metal Finish
Wood Finish

• Denotes Item is illustrated.
- Includes locks.
‡ Requires field sub-assembly.

Prices listed in Wood1 Finishes.

Backsplashes



	Product No.		List \$	Product No.	List \$	Product No.	List \$	
Flush 12.4h		COM Fabric	yds	Framed BPGlass		Framed BPGlass/Magnet		
GalBacksplash12.4	24w	CSFB.24	0.75	466	CSGB.24	1310	CSHB.24	1399
GalBacksplash12.4	30w	CSFB.30	0.75	479	CSGB.30	1464	CSHB.30	1578
GalBacksplash12.4	36w	CSFB.36	1.25	486	CSGB.36	1615	CSHB.36	1751
GalBacksplash12.4	42w	CSFB.42	1.25	495	CSGB.42	1765	CSHB.42	1923
GalBacksplash12.4	48w	CSFB.48	1.5	831	CSGB.48	1914	CSHB.48	2093
GalBacksplash12.4	54w	CSFB.54	1.75	868	CSGB.54	2070	CSHB.54	2268
GalBacksplash12.4	60w	CSFB.60	1.75	908	CSGB.60	2221	CSHB.60	2447
GalBacksplash12.4	66w	CSFB.66	2	947	CSGB.66	2374	CSHB.66	2623
• GalBacksplash12.4	72w	CSFB.72	2.25	989	CSGB.72	2523	CSHB.72	2796
GalBacksplash12.4	78w	CSFB.78	2.25	1028	CSGB.78	2672	CSHB.78	2967
GalBacksplash12.4	84w	CSFB.84	2.5	1067	CSGB.84	2827	CSHB.84	3146
GalBacksplash12.4	90w	CSFB.90	2.75	1106	CSGB.90	2980	CSHB.90	3319
Flush/TransTop 11.5h		COM Fabric	yds	Framed BPGlass		Framed BPGlass/Magnet		
GalBacksplash11.5	24w	CSFC.24	0.75	466	CSGC.24	1247	CSHC.24	1337
GalBacksplash11.5	30w	CSFC.30	0.75	479	CSGC.30	1392	CSHC.30	1505
GalBacksplash11.5	36w	CSFC.36	1.25	486	CSGC.36	1535	CSHC.36	1670
GalBacksplash11.5	42w	CSFC.42	1.25	495	CSGC.42	1682	CSHC.42	1842
GalBacksplash11.5	48w	CSFC.48	1.5	831	CSGC.48	1821	CSHC.48	2001
GalBacksplash11.5	54w	CSFC.54	1.75	868	CSGC.54	1965	CSHC.54	2172
GalBacksplash11.5	60w	CSFC.60	1.75	908	CSGC.60	2109	CSHC.60	2334
GalBacksplash11.5	66w	CSFC.66	2	947	CSGC.66	2252	CSHC.66	2500
• GalBacksplash11.5	72w	CSFC.72	2.25	989	CSGC.72	2397	CSHC.72	2666
GalBacksplash11.5	78w	CSFC.78	2.25	1028	CSGC.78	2538	CSHC.78	2831
GalBacksplash11.5	84w	CSFC.84	2.5	1067	CSGC.84	2686	CSHC.84	3002
GalBacksplash11.5	90w	CSFC.90	2.75	1106	CSGC.90	2829	CSHC.90	3168
Bypass 13.4h		COM Fabric	yds	Framed BPGlass		Framed BPGlass/Magnet		
GalBacksplash13.4	24w	CSFD.24	0.75	466	CSGD.24	1374	CSHD.24	1467
GalBacksplash13.4	30w	CSFD.30	0.75	479	CSGD.30	1536	CSHD.30	1650
GalBacksplash13.4	36w	CSFD.36	1.25	486	CSGD.36	1696	CSHD.36	1832
GalBacksplash13.4	42w	CSFD.42	1.25	495	CSGD.42	1855	CSHD.42	2014
GalBacksplash13.4	48w	CSFD.48	1.5	831	CSGD.48	2012	CSHD.48	2191
GalBacksplash13.4	54w	CSFD.54	1.75	868	CSGD.54	2175	CSHD.54	2376
GalBacksplash13.4	60w	CSFD.60	1.75	908	CSGD.60	2331	CSHD.60	2557
GalBacksplash13.4	66w	CSFD.66	2	947	CSGD.66	2494	CSHD.66	2738
• GalBacksplash13.4	72w	CSFD.72	2.25	989	CSGD.72	2652	CSHD.72	2925
GalBacksplash13.4	78w	CSFD.78	2.25	1028	CSGD.78	2808	CSHD.78	3103
GalBacksplash13.4	84w	CSFD.84	2.5	1067	CSGD.84	2966	CSHD.84	3282
GalBacksplash13.4	90w	CSFD.90	2.75	1106	CSGD.90	3127	CSHD.90	3467
Bypass/TransTop 12.5h		COM Fabric	yds	Framed BPGlass		Framed BPGlass/Magnet		
GalBacksplash12.5	24w	CSFE.24	0.75	466	CSGE.24	1340	CSHE.24	1431
GalBacksplash12.5	30w	CSFE.30	0.75	479	CSGE.30	1492	CSHE.30	1604
GalBacksplash12.5	36w	CSFE.36	1.25	486	CSGE.36	1647	CSHE.36	1783
GalBacksplash12.5	42w	CSFE.42	1.25	495	CSGE.42	1806	CSHE.42	1964
GalBacksplash12.5	48w	CSFE.48	1.5	831	CSGE.48	1955	CSHE.48	2137
GalBacksplash12.5	54w	CSFE.54	1.75	868	CSGE.54	2109	CSHE.54	2310
GalBacksplash12.5	60w	CSFE.60	1.75	908	CSGE.60	2265	CSHE.60	2491
GalBacksplash12.5	66w	CSFE.66	2	947	CSGE.66	2421	CSHE.66	2668
• GalBacksplash12.5	72w	CSFE.72	2.25	989	CSGE.72	2573	CSHE.72	2843
GalBacksplash12.5	78w	CSFE.78	2.25	1028	CSGE.78	2727	CSHE.78	3019
GalBacksplash12.5	84w	CSFE.84	2.5	1067	CSGE.84	2881	CSHE.84	3197
GalBacksplash12.5	90w	CSFE.90	2.75	1106	CSGE.90	3039	CSHE.90	3377

! Notes:

- COM yds required is for qty = 1; for multiple panels divide yds shown by 2 and round up to next full yard.
- COM Fabrics must be pre-approved. Inquire with Customer Service regarding graded-in Partnership fabrics.
- Backsplashes cannot run into a corner in instances where a Transaction Top is used on one side only.
- Back-Painted Glass panels available in S.BLK Black or S.BWT White.
- Glass and Glass/Magnet panels have an MBN Brushed Nickel frame.

+ Options/Parametrics:

Widths: 24-90. Replace number codes with actual width dimension; use next larger std size for pricing.

Specify: Product Number
Quantity
Tagging
Wood Finish

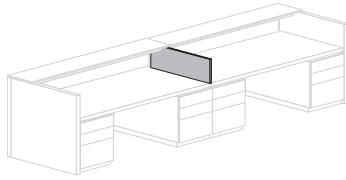
- Denotes Item is illustrated.
- ↳ Includes locks.
- ‡ Requires field sub-assembly.

Prices listed in Wood1 Finishes.

Ship COM materials and memo samples to:
TUOHY Furniture Corporation
P1 Upholstery Receiving
42 Saint Albans Place
Chatfield, MN 55923



Privacy Screen

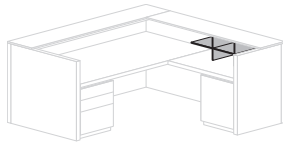


	Product No.	List \$	Product No.	List \$	Product No.	List \$	Product No.	List \$
1.2w 11.5h	Wood1		Wood1/Magnet		Framed BPGlass		Fr.BPGlass/Mag	
Privacy Screen 24	CSAA.24	1281	CSAB.24	1369	CSBA.24	1677	CSBB.24	1765
Privacy Screen 30	CSAA.30	1364	CSAB.30	1476	CSBA.30	1868	CSBB.30	1981
Privacy Screen 36	CSAA.36	1442	CSAB.36	1581	CSBA.36	2055	CSBB.36	2189

! Notes:

Privacy Screens situate proud of the back panel, for ease of cord pass-through.
Both Wood1 and BPGlass screens have an MBN Brushed Nickel frame.
Back-Painted Glass panels available in S.BLK Black or S.BWT White.

Cubby Manager

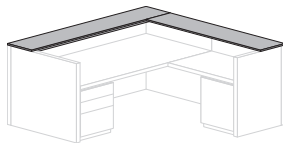


	w	9d	11.5h	MRBAS
• Cubby Manager 48	48			CSCM.48 2722
Cubby Manager 54	54			CSCM.54 2778
Cubby Manager 60	60			CSCM.60 2835
Cubby Manager 66	66			CSCM.66 2895
Cubby Manager 72	72			CSCM.72 2953
Cubby Manager 78	78			CSCM.78 2996
Cubby Manager 84	84			CSCM.84 3027
Cubby Manager 90	90			CSCM.90 3189

! Notes:

Place Cubby Managers on any work surface, with or without a Transaction Top; back is unfinished.
Shelf and dividers are MRBAS Resin Brushed Aluminum with Steel Tint.

Transaction Tops

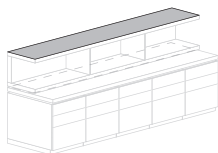


	w	11.75d	Wood1	BP Glass
GalleryTop 36	40		CSTT.36 1511	CSGT.36 1969
GalleryTop 42	46		CSTT.42 1697	CSGT.42 2225
GalleryTop 48	52		CSTT.48 1746	CSGT.48 2494
GalleryTop 54	58		CSTT.54 1815	CSGT.54 2755
• GalleryTop 60	64		CSTT.60 1888	CSGT.60 3014
GalleryTop 66	70		CSTT.66 1955	CSGT.66 3278
• GalleryTop 72	76		CSTT.72 2012	CSGT.72 3542
GalleryTop 78	82		CSTT.78 2052	CSGT.78 3801
GalleryTop 84	88		CSTT.84 2079	CSGT.84 4066
GalleryTop 90	94		CSTT.90 2228	CSGT.90 4329

! Notes:

Wood1 tops are 0.75-in thick; glass tops are 0.5-in thick with a 0.5-in subtop.
Back-Painted Glass panels available in S.BLK Black or S.BWT White.

Wall Hutch Adaptor Kit



Spacer and Finished Top	w	15d	0.5h
Wall Hutch Kit 36	36		CSHA.36 891
Wall Hutch Kit 54	54		CSHA.54 1206
Wall Hutch Kit 60	60		CSHA.60 1310
Wall Hutch Kit 72	72		CSHA.72 1518
Wall Hutch Kit 90	90		CSHA.90 1806

! Notes:

Adapts Uffizi Private Office Wall Hutches/Shelving and Wall Hutches/Cabinet Doors to work surface height.

