

TUOHY

# Arrive



Reception: **Arrive**

Design: TUOHY Design Team

Desks with Panel	BA4
Runoffs	BA5
Bridges	BA5
Accessory Shelves	BA5
Credenza Tops & End Panels	BA6
Pedestals	BA7
Towers	BA7

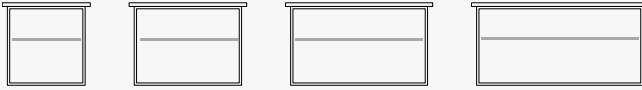
**Drawer Layouts: Plan View**

Slides: Side-Mount

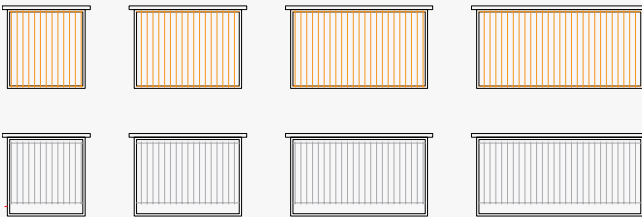
Pedestal Units 18d  
Drawers 16d

18w      24w      30w      36w

Box Drawers w Divider



File Drawers: Lateral


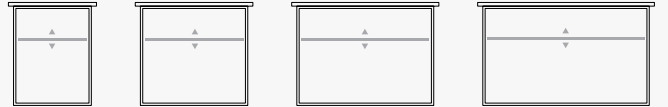


File Drawers: Front-to-Back



Pedestal Units 24d  
Drawers 20.1d

18w      24w      30w      36w



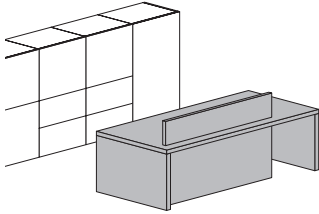
*DRAWER CONSTRUCTION*

A fine point for a quality casegood product is the inner drawer construction. Each TUOHY casegood offers you uncompromised excellence in this area as well. Drawer boxes are constructed with dovetail joinery for maximum durability. The drawer face is mounted separately to this box (i.e., five-sided construction) to maintain integrity.

Drawer bottoms are dadoed on all four sides. Slides for box drawers are rated at 100 pounds per drawer; slides for file drawers are rated at a heavy duty 150 pound load per drawer. All slides have progressive action.

Box drawers have a removable divider, adjustable when depicted (+/-). File drawers have suspension rods for filing laterally or front-to-back, as depicted. For Drawers for Lap Area, Drawer Pencil Tray, and Locks: See the Introduction/Terms-Options section of the Master Price List, page 12.

Desks with Panel



		Product No.	\$	Product No.	\$	Product No.	\$
Wood1 Shell 36d 42.4h	ADA	Wood1 Privacy Pnl		Wood2 Privacy Pnl		Solid Surface PrivPnl	
Desk 78w 36d LH	24	RALW7836	6781	RALX7836	7256	RALK7836	11083
• Desk 78w 36d RH	24	RARW7836	6781	RARX7836	7256	RARK7836	11083
Desk 84w 36d LH	24	RALW8436	6874	RALX8436	7355	RALK8436	11252
Desk 84w 36d RH	24	RARW8436	6874	RARX8436	7355	RARK8436	11252
Desk 90w 36d LH	28	RALW9036	6973	RALX9036	7461	RALK9036	11423
Desk 90w 36d RH	28	RARW9036	6973	RARX9036	7461	RARK9036	11423
• Desk 96w 36d LH	32	RALW9636	7091	RALX9636	7587	RALK9636	11672
Desk 96w 36d RH	32	RARW9636	7091	RARX9636	7587	RARK9636	11672
Desk 102w 36d LH	32	RALW10236	7514	RALX10236	8040	RALK10236	12546
Desk 102w 36d RH	32	RARW10236	7514	RARX10236	8040	RARK10236	12546
Desk 108w 36d LH	32	RALW10836	8289	RALX10836	8869	RALK10836	13709
Desk 108w 36d RH	32	RARW10836	8289	RARX10836	8869	RARK10836	13709
Desk 114w 36d LH	36	RALW11436	8406	RALX11436	8994	RALK11436	13956
Desk 114w 36d RH	36	RARW11436	8406	RARX11436	8994	RARK11436	13956
Desk 120w 36d LH	36	RALW12036	8594	RALX12036	9196	RALK12036	14512
Desk 120w 36d RH	36	RARW12036	8594	RARX12036	9196	RARK12036	14512

! Notes:

Solid Surface is Avonite® 8016 White, Matte.

Privacy Panels are 1.5th and located 4.5-in from the visitors' edge of the worksurface.

Handedness is user's side, where the Privacy Panel meets the end panel (opposite the offset gap).

+ Options:

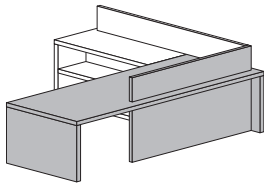
For Desks to be used with a Runoff or Bridge, add X to the product number; no price change.

Ex. Desk for Bridge/Runoff 78w x 36d LH with Wood1 Privacy Pnl, Product No. is RALW7836X.

Parametrics (identify dimension changes within < > symbols; use price of next larger size):

Width range: 72-120

Depth range: 30-36

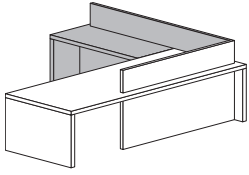


Specify: Product Number & Qty  
 Tagging  
 Hardware Selection  
 Edge Detail  
 Wood Finish

- Denotes Item is illustrated.
- Includes locks.
- ‡ Requires field sub-assembly.

Prices listed in Wood1 Finishes.

Runoffs



	Product No.	\$	Product No.	\$	Product No.	\$
Wood1 Shell 48w 24d 42.4h	Wood1 Privacy Pnl		Wood2 Privacy Pnl		Solid Surface PrivPnl	
• Runoff Shell LH	RDELW4824	4846	RDELX4824	5185	RDELK4824	10534
Runoff Shell RH	RDERW4824	4846	RDERX4824	5185	RDERK4824	10534

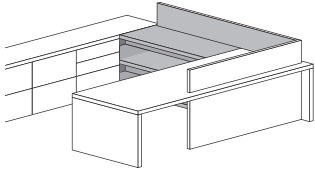
! Notes:

Solid Surface is Avonite® 8016 White, Matte.  
 Privacy Panels are located 2-in from the edge of the worksurface.  
 Handedness is user's side attachment to Desk.

+ Options/Parametrics (identify dimension changes within < > symbols use price of next larger size):

Width range: 42-48  
 Depth range: 18-24

Bridges



	Product No.	\$	Product No.	\$	Product No.	\$
Wood1 Shell 48w 24d 42.4h	Wood1 Privacy Pnl		Wood2 Privacy Pnl		Solid Surface PrivPnl	
Credenza Bridge Shell	REEW4824	4284	REEX4824	4584	REEK4824	9666
• Credenza Bridge w Shelving	RESW4824	7641	RESX4824	8176	RESK4824	12298

	Product No.	\$	Product No.	\$	Product No.	\$
Wood1 Shell 48w 24d 42.4h	Wood1 Privacy Pnl		Wood2 Privacy Pnl		Solid Surface PrivPnl	
Tower Bridge Shell LH	RETLW4824	4284	RETLX4824	4584	RETLK4824	9666
Tower Bridge Shell RH	RETRW4824	4284	RETRX4824	4584	RETRK4824	9666
• Tower Bridge w Shelving LH	REULW4824	7641	REULX4824	8176	REULK4824	12298
Tower Bridge w Shelving RH	REURW4824	7641	REURX4824	8176	REURK4824	12298

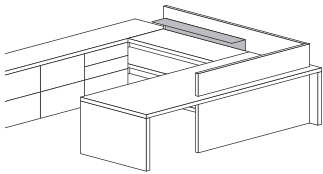
! Notes:

Credenza Bridge units are non-handed.  
 Solid Surface is Avonite® 8016 White, Matte.  
 Privacy Panels are located 2-in from the edge of the worksurface.

+ Options/Parametrics (identify dimension changes within < > symbols; use prices shown above):

Width range: 42-48  
 Depth range Bridge Shell only: 18-24  
 Depth range Bridge Shell for 18d pedestals: 22-24  
 Depth range Bridge w Shelving: 18-24

Accessory Shelves



	Product No.	\$
Shelves for Privacy Panels	MRBAS	
Accessory Shelf 24w	RNF24	1326
Accessory Shelf 30w	RNF30	1448
Accessory Shelf 36w	RNF36	1568
• Accessory Shelf 44w	RNF44	1688

! Notes:

Depth is 7.5 inches; height is 6 inches. Finish is MRBAS Resin Brushed Aluminum Steel Tint.  
 Shelves may be applied to any vertical surface in any location; drawing required.  
 Default location as an accessory shelf is the closed end for Desks, center-of-top for Bridges and Runoffs.

+ Options/Parametrics (identify dimension changes within < > symbols; use price of next larger size):

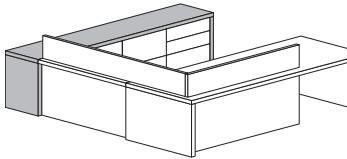
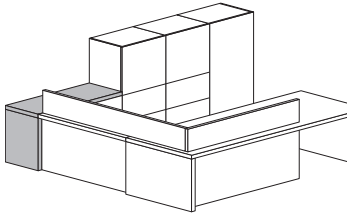
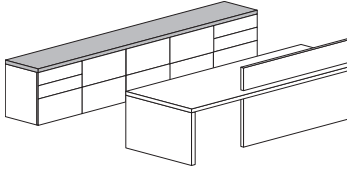
Width range: 18-44

Specify: Product Number & Qty  
 Tagging  
 Hardware Selection  
 Edge Detail  
 Wood Finish

• Denotes Item is illustrated.  
 ↪ Includes locks.  
 ‡ Requires field sub-assembly.

Prices listed in Wood1 Finishes.

Credenza Tops & End Panels



	Product No.	\$	Product No.	\$
Top Only, 2-in Thick	18d		24d	
CredenzaTop 36w	RFC3618	2113	RFC3624	2186
CredenzaTop 48w	RFC4818	2188	RFC4824	2289
CredenzaTop 60w	RFC6018	2266	RFC6024	2388
CredenzaTop 72w	RFC7218	2343	RFC7224	2494
CredenzaTop 78w	RFC7818	2380	RFC7824	2541
CredenzaTop 84w	RFC8418	2421	RFC8424	2595
• CredenzaTop 90w	RFC9018	2459	RFC9024	2644
CredenzaTop 96w	RFC9618	2497	RFC9624	2694
CredenzaTop 102w	RFC10218	2536	RFC10224	2746
CredenzaTop 108w	RFC10818	2574	RFC10824	2797
CredenzaTop 114w	RFC11418	2611	RFC11424	2847
CredenzaTop 120w	RFC12018	2652	RFC12024	2897
Top & Single End Panel 30.4h	18d		24d	
CredenzaTop+1EndPnl 36w	RFE3618	2367	RFE3624	2521
CredenzaTop+1EndPnl 48w	RFE4818	2445	RFE4824	2622
CredenzaTop+1EndPnl 60w	RFE6018	2522	RFE6024	2724
CredenzaTop+1EndPnl 72w	RFE7218	2600	RFE7224	2825
CredenzaTop+1EndPnl 78w	RFE7818	2638	RFE7824	2873
CredenzaTop+1EndPnl 84w	RFE8418	2675	RFE8424	2926
CredenzaTop+1EndPnl 90w	RFE9018	2715	RFE9024	2977
CredenzaTop+1EndPnl 96w	RFE9618	2754	RFE9624	3026
CredenzaTop+1EndPnl 102w	RFE10218	2792	RFE10224	3079
CredenzaTop+1EndPnl 108w	RFE10818	2830	RFE10824	3128
CredenzaTop+1EndPnl 114w	RFE11418	2868	RFE11424	3177
CredenzaTop+1EndPnl 120w	RFE12018	2906	RFE12024	3232
Top & Double End Panels 30.4h	18d		24d	
CredenzaTop+2EndPnls 72w	RFF7218	2854	RFF7224	3155
CredenzaTop+2EndPnls 78w	RFF7818	2889	RFF7824	3197
CredenzaTop+2EndPnls 84w	RFF8418	2932	RFF8424	3257
CredenzaTop+2EndPnls 90w	RFF9018	2969	RFF9024	3308
CredenzaTop+2EndPnls 96w	RFF9618	3008	RFF9624	3357
CredenzaTop+2EndPnls 102w	RFF10218	3251	RFF10224	3614
CredenzaTop+2EndPnls 108w	RFF10818	3289	RFF10824	3663
CredenzaTop+2EndPnls 114w	RFF11418	3329	RFF11424	3717
CredenzaTop+2EndPnls 120w	RFF12018	3369	RFF12024	3766

! Notes:

End panels are finished all sides.

Wood prices are shown at Wood1 prices; inquire about upcharges for Wood2 finishes.

All items listed above require pedestals and/or attachment to towers. Maximum open span is 54-inches.

+ Options/Parametrics (identify dimension changes within < > symbols; use price of next larger size):

Width range: 30-124 (max. price at 120)

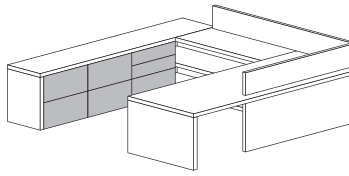
Depth range: 18-24

Specify: Product Number & Qty  
 Tagging  
 Hardware Selection  
 Edge Detail  
 Wood Finish

- Denotes Item is illustrated.
- Includes locks.
- ‡ Requires field sub-assembly.

Prices listed in Wood1 Finishes.

Pedestals



	Product No.	\$	Product No.	\$	Product No.	\$	
Unfinished Back ~	18d		24d		30d		
Pedestals	RJC18	0	RJC24	0	RJC30	0	
	Spec Code ↑		Spec Code ↑		Spec Code ↑		Fin.Back Option FB
Cabinet: Shelves 15 LH	CL15	2566	CL15	2659			372
Cabinet: Shelves 15 RH	CR15	2566	CR15	2659			372
Cabinet: Shelves 18 LH	CL18	2667	CL18	2765			392
Cabinet: Shelves 18 RH	CR18	2667	CR18	2765			392
Cabinet: Shelves 24 LH	CL24	2787	CL24	2974			433
Cabinet: Shelves 24 RH	C24	2787	C24	2974			433
Cabinet: Shelves 30 DBL	C30	3162	C30	3197			468
Cabinet: Shelves 36 DBL	C36	3352	C36	3418			508
Drawer: 4Box 18	J18	3221	J18	3264	J18	3312	392
Drawer: 4Box 24	J24	3380	J24	3835	J24	4283	433
Drawer: 2Box/File 18	E18	3045	E18	3169	E18	3292	392
Drawer: 2Box/File 24	E24	3303	E24	3446	E24	3587	433
Drawer: 2Box/File 30	E30	3835	E30	3994	E30	4141	468
Drawer: 2Box/File 36	E36	4038	E36	4290	E36	4459	508
Drawer: 2File 18	F18	3005	F18	3152	F18	3293	392
Drawer: 2File 24	F24	3361	F24	3513	F24	3662	433
Drawer: 2File 30	F30	3890	F30	4060	F30	4218	468
Drawer: 2File 36	F36	4099	F36	4359	F36	4536	508
Drawer: Trash/Recycle 1 & 2-Bin 18	T18	2872	T18	3134			392
Drawer: Trash/Recycle 2 & 4-Bin 24	T24	3084	T24	4355			433
Drawer: Utility 18	U18	2660	U18	2772			392
Drawer: Utility 24	U24	2890	U24	3036			433

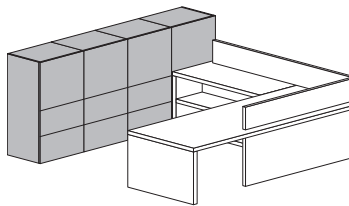
! Notes:

To order, specify the Product No. listed at top, then list the Spec Codes in L to R order in your description.  
 The total price is the price listed at top plus the sum of the prices for the Spec Codes you itemized.  
 Specify pull style/finish item number from those shown at left.  
 All prices are based on Wood1 finishes; veneers are horizontal.  
 Utility Drawers include a vent/cord exit in the rear panel.

+ Options:

Face Locks are included on all drawer and door pedestals. For no locks, specify Option NL.  
 For finished back, specify Option FB; add the \$ amount shown at far right; continuous back up to 72w at 18d/24d.  
 For finished left side, specify Option FL; add \$238.  
 For finished right side, specify Option FR; add \$238.  
 For finished both sides, specify Option FS; add \$477.  
 For High Gloss Solid Color door/drawer fronts, specify Option HGF; add \$868.  
 For ventilation cutout (where not included), specify Option VS; add \$506.

Towers



	Product No.	\$	Product No.	\$	
Unfinished Back 24w 54h	18d		24d		
Towers	RP18	463	RP24	463	
	Spec Code		Spec Code		Fin.Back Option FB
Garment LH	GL24	3865	GL24	4204	+286
Garment RH	GR24	3865	GR24	4204	+286
Garment End Door LH	HL24	3865	HL24	4204	+286
Garment End Door RH	HR24	3865	HR24	4204	+286
Cabinet/File/File LH	FL24	5009	FL24	5351	+286
Cabinet/File/File RH	FR24	5009	FR24	5351	+286
Cabinet/Printer-Utility LH	PL24	4922	PL24	5266	+286
Cabinet/Printer-Utility RH	PR24	4922	PR24	5266	+286

! Notes:

To order, specify the Product No. listed at top, then list the Spec Codes in L to R order in your description.  
 The total price is the price listed at top plus the sum of the prices for the Spec Codes you itemized.  
 Specify drawer pull style/finish item number from those shown above-left.  
 Both ends of a tower run will be finished.  
 All prices are based on Wood1 finishes; veneers are horizontal.  
 Utility Drawers include a vent/cord-exit in the rear panel.

+ Options:

Face Locks are included on all drawers. For no locks, specify Option NL.  
 For finished back, specify Option FB; add the \$ amount shown at far right.  
 For High Gloss Solid Color door/drawer fronts, specify Option HGF; add \$868.

