

TUOHY

Montrose Credenzas



Conference: **Montrose**

Pull Selection	CKR3
Tops	CKR4
Credenzas	CKR11
Buffets	CKR12
Drawer Inserts	CKR13

PULL SELECTION

Select Pull/Knob from TUOHY standard pull offerings. (tops shown are different from Montrose tops)

Hardware Placement Notes

Drawer knobs and pulls will be centered on all drawer fronts, except as follows:

- 830 Pulls will be mounted RIGHT on drawers faces 18-inches wide or less.

*Note:
These pulls can be powder coated with any standard Tuohy solid color including:

- MRB - Resin Black
- MRBM - Resin Matte Black
- MRBZ - Resin Bronze
- MRDBZ - Resin Dark Bronze
- MRSA - Resin Satin Aluminum
- MRTG - Resin Thunder Gray
- MRW - Resin White



820* Resin Stainless



830* Resin Stainless



840* Resin Stainless



851 Chrome Polished
856* Stainless Steel



900* Resin Stainless



930* Resin Stainless



Danza*
MRBAS Resin Brushed
Aluminum Steel Tint
MPA Polished Aluminum



Geneva*
Brushed Nickel

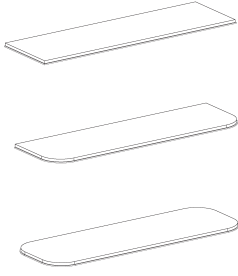


Prima*
MSBN Satin Brushed Nickel
MPA Polished Aluminum



Axis*
Resin Black
Resin White
MRSA Resin Satin Aluminum

Wood Tops
Wood 1



Product No. List \$

Square Corner Detail

Radius Corner Detail, 6-in Radius

Radius Left Side Radius Right Side Radius Both Sides

For 20d Units		...S	...RL	...RR	...RB
Top 18w	MTCW2018-	3151	-	-	-
Top 24w	MTCW2024-	3187	3187	3187	-
Top 30w	MTCW2030-	3225	3225	3225	3225
Top 36w	MTCW2036-	3258	3258	3258	3258
Top 42w	MTCW2042-	3295	3295	3295	3295
Top 48w	MTCW2048-	3327	3327	3327	3327
Top 54w	MTCW2054-	3365	3365	3365	3365
• Top 60w	MTCW2060-	3399	3399	3399	3399
Top 66w	MTCW2066-	3435	3435	3435	3435
Top 72w	MTCW2072-	3469	3469	3469	3469
Top 78w	MTCW2078-	3506	3506	3506	3506
Top 84w	MTCW2084-	3542	3542	3542	3542
Top 90w	MTCW2090-	3577	3577	3577	3577
Top 96w	MTCW2096-	3610	3610	3610	3610
Top 102w	MTCW20102-	3648	3648	3648	3648
Top 108w	MTCW20108-	3681	3681	3681	3681
Top 114w	MTCW20114-	3718	3718	3718	3718
Top 120w	MTCW20120-	3751	3751	3751	3751

For 24d Units		...S	...RL	...RR	...RB
Top 18w	MTCW2418-	3276	-	-	-
Top 24w	MTCW2424-	3318	3318	3318	-
Top 30w	MTCW2430-	3361	3361	3361	3361
Top 36w	MTCW2436-	3404	3404	3404	3404
Top 42w	MTCW2442-	3445	3445	3445	3445
Top 48w	MTCW2448-	3489	3489	3489	3489
Top 54w	MTCW2454-	3530	3530	3530	3530
• Top 60w	MTCW2460-	3572	3572	3572	3572
Top 66w	MTCW2466-	3617	3617	3617	3617
Top 72w	MTCW2472-	3659	3659	3659	3659
Top 78w	MTCW2478-	3700	3700	3700	3700
Top 84w	MTCW2484-	3743	3743	3743	3743
Top 90w	MTCW2490-	3784	3784	3784	3784
Top 96w	MTCW2496-	3827	3827	3827	3827
Top 102w	MTCW24102-	3869	3869	3869	3869
Top 108w	MTCW24108-	3912	3912	3912	3912
Top 114w	MTCW24114-	3954	3954	3954	3954
Top 120w	MTCW24120-	3997	3997	3997	3997

! Notes:

Determine Product Number by appending the Depth Code to the Product Prefix; use corresponding price.

Priced in Wood1

1-inch thick

+ Options:

Append FB to the end of the item number on radius corner tops to specify use on finished back. Add \$1015 to list price.

Finished back credenzas have radius on front and back for radius corner option.

For Wood Tops specify edge finish from following options:

(PEB) Black Polymer

(MRBZ) Resin Bronze

(PEW) White Polymer

(MRDBZ) Resin Dark Bronze

For (MRBAS) Resin Brushed Aluminum w/Steel Tint; add \$967 for unfinished back and \$1934 for finished back.

For (MPA) Polished Aluminum, See Customer Service for Custom Pricing. Longer lead times may apply.

Specify: Product Number
Quantity
Color/Finish
Tagging

• Denotes Item is illustrated.
‡ Requires field sub-assembly.

TUOHY

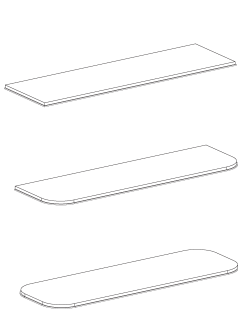
Woods listed at Wood1 level

Solid Surface Tops
Avonite® 8016 White, Matte

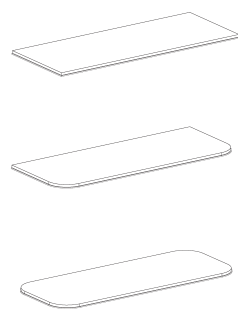
Product No. List \$

Square Corner Detail Radius Corner Detail, 6-in Radius

Radius Left Side Radius Right Side Radius Both Sides



For 20d Units		...S	...RL	...RR	...RB
Top 18w	MTCS2018-	3744	-	-	-
Top 24w	MTCS2024-	3806	3806	3806	-
Top 30w	MTCS2030-	3980	3980	3980	3980
Top 36w	MTCS2036-	4040	4040	4040	4040
Top 42w	MTCS2042-	4101	4101	4101	4101
Top 48w	MTCS2048-	4275	4275	4275	4275
Top 54w	MTCS2054-	4337	4337	4337	4337
• Top 60w	MTCS2060-	4397	4397	4397	4397
Top 66w	MTCS2066-	4457	4457	4457	4457
Top 72w	MTCS2072-	4632	4632	4632	4632
Top 78w	MTCS2078-	4692	4692	4692	4692
Top 84w	MTCS2084-	4753	4753	4753	4753
Top 90w	MTCS2090-	4928	4928	4928	4928
Top 96w	MTCS2096-	4989	4989	4989	4989
Top 102w	MTCS20102-	5162	5162	5162	5162
Top 108w	MTCS20108-	5223	5223	5223	5223
Top 114w	MTCS20114-	5284	5284	5284	5284
Top 120w	MTCS20120-	5345	5345	5345	5345



For 24d Units		...S	...RL	...RR	...RB
Top 18w	MTCS2418-	3923	-	-	-
Top 24w	MTCS2424-	4007	4007	4007	-
Top 30w	MTCS2430-	4204	4204	4204	4204
Top 36w	MTCS2436-	4289	4289	4289	4289
Top 42w	MTCS2442-	4374	4374	4374	4374
Top 48w	MTCS2448-	4573	4573	4573	4573
Top 54w	MTCS2454-	4658	4658	4658	4658
• Top 60w	MTCS2460-	4743	4743	4743	4743
Top 66w	MTCS2466-	4828	4828	4828	4828
Top 72w	MTCS2472-	5025	5025	5025	5025
Top 78w	MTCS2478-	5109	5109	5109	5109
Top 84w	MTCS2484-	5195	5195	5195	5195
Top 90w	MTCS2490-	5393	5393	5393	5393
Top 96w	MTCS2496-	5478	5478	5478	5478
Top 102w	MTCS24102-	5675	5675	5675	5675
Top 108w	MTCS24108-	5760	5760	5760	5760
Top 114w	MTCS24114-	5845	5845	5845	5845
Top 120w	MTCS24120-	5931	5931	5931	5931

! Notes:

Determine Product Number by appending the Depth Code to the Product Prefix; use corresponding price.
Solid Surface is Avonite® 8016 White, Matte.

0.5-inch thick

+ Options:

Append FB to the end of the item number on radius corner tops to specify use on finished back. Add \$1015 to list price.




Finished back credenzas have radius on front and back for radius corner option.




For Solid Surface Tops specify edge finish from following options:

- (MRB) Resin Black (MRBZ) Resin Bronze
- (MRBM) Resin Matte Black (MRDBZ) Resin Dark Bronze
- (MRW) Resin White

For (MRBAS) Resin Brushed Aluminum w/Steel Tint; add \$967 for unfinished back and \$1934 for finished back.

For (MPA) Polished Aluminum, See Customer Service for Custom Pricing. Longer lead times may apply.

Fenix Tops	Product No.	List \$	Square Corner Detail		Radius Corner Detail, 6-in Radius		
					Radius Left Side	Radius Right Side	Radius Both Sides
	For 20d Units		...S	...RL	...RR	...RB	
	Top 18w MTCF2018-	3975	-	-	-	-	
	Top 24w MTCF2024-	3997	3997	3997	3997	-	
	Top 30w MTCF2030-	4020	4020	4020	4020	4020	
	Top 36w MTCF2036-	4043	4043	4043	4043	4043	
	Top 42w MTCF2042-	4066	4066	4066	4066	4066	
	Top 48w MTCF2048-	4089	4089	4089	4089	4089	
	Top 54w MTCF2054-	4112	4112	4112	4112	4112	
	• Top 60w MTCF2060-	4133	4133	4133	4133	4133	
	Top 66w MTCF2066-	4156	4156	4156	4156	4156	
	Top 72w MTCF2072-	4178	4178	4178	4178	4178	
	Top 78w MTCF2078-	4201	4201	4201	4201	4201	
	Top 84w MTCF2084-	4222	4222	4222	4222	4222	
	Top 90w MTCF2090-	4245	4245	4245	4245	4245	
	Top 96w MTCF2096-	4267	4267	4267	4267	4267	
	Top 102w MTCF20102-	4572	4572	4572	4572	4572	
	Top 108w MTCF20108-	4594	4594	4594	4594	4594	
	Top 114w MTCF20114-	4617	4617	4617	4617	4617	
	Top 120w MTCF20120-	4639	4639	4639	4639	4639	

	For 24d Units		...S	...RL	...RR	...RB	
	Top 18w MTCF2418-	4091	-	-	-	-	
	Top 24w MTCF2424-	4118	4118	4118	4118	-	
	Top 30w MTCF2430-	4145	4145	4145	4145	4145	
	Top 36w MTCF2436-	4173	4173	4173	4173	4173	
	Top 42w MTCF2442-	4199	4199	4199	4199	4199	
	Top 48w MTCF2448-	4226	4226	4226	4226	4226	
	Top 54w MTCF2454-	4254	4254	4254	4254	4254	
	• Top 60w MTCF2460-	4280	4280	4280	4280	4280	
	Top 66w MTCF2466-	4307	4307	4307	4307	4307	
	Top 72w MTCF2472-	4333	4333	4333	4333	4333	
	Top 78w MTCF2478-	4361	4361	4361	4361	4361	
	Top 84w MTCF2484-	4388	4388	4388	4388	4388	
	Top 90w MTCF2490-	4414	4414	4414	4414	4414	
	Top 96w MTCF2496-	4442	4442	4442	4442	4442	
	Top 102w MTCF24102-	4749	4749	4749	4749	4749	
	Top 108w MTCF24108-	4775	4775	4775	4775	4775	
	Top 114w MTCF24114-	4802	4802	4802	4802	4802	
	Top 120w MTCF24120-	4830	4830	4830	4830	4830	

! Notes:

Determine Product Number by appending the Depth Code to the Product Prefix; use corresponding price.

Fenix: 30 Bianco Alaska, 718 Grigio Londra, or 720 Nero Ingo

1-inch thick

+ Options:

Append FB to the end of the item number on radius corner tops to specify use on finished back. Add \$1015 to list price.

Finished back credenzas have radius on front and back for radius corner option.

For Fenix Tops specify edge finish from following options:

(PEB) Black Polymer




(MRBZ) Resin Bronze





(PEW) White Polymer

(MRDBZ) Resin Dark Bronze

For (MRBAS) Resin Brushed Aluminum w/Steel Tint; add \$967 for unfinished back and \$1934 for finished back.

For (MPA) Polished Aluminum, See Customer Service for Custom Pricing. Longer lead times may apply.

Back-Painted Glass Top	Product No.	List \$	Square Corner Detail		Radius Corner Detail, 6-in Radius		
			Radius Left Side	Radius Right Side	Radius Both Sides		
	For 20d Units		...S	...RL	...RR	...RB	
	Top 18w MTCG2018-	3607	-	-	-	-	-
	Top 24w MTCG2024-	3730	3809	3809	-	-	-
	Top 30w MTCG2030-	3888	3969	3969	3969	3969	3969
	Top 36w MTCG2036-	4041	4122	4122	4122	4122	4122
	Top 42w MTCG2042-	4199	4279	4279	4279	4279	4279
	Top 48w MTCG2048-	4352	4432	4432	4432	4432	4432
	Top 54w MTCG2054-	4510	4591	4591	4591	4591	4591
	• Top 60w MTCG2060-	4663	4744	4744	4744	4744	4744
	Top 66w MTCG2066-	4821	4900	4900	4900	4900	4900
	Top 72w MTCG2072-	4975	5055	5055	5055	5055	5055
	Top 78w MTCG2078-	5131	5211	5211	5211	5211	5211
	Top 84w MTCG2084-	5289	5369	5369	5369	5369	5369
	Top 90w MTCG2090-	5444	5524	5524	5524	5524	5524
	Top 96w MTCG2096-	5597	5676	5676	5676	5676	5676
	Top 102w MTCG20102-	5755	5836	5836	5836	5836	5836
	Top 108w MTCG20108-	5908	5989	5989	5989	5989	5989
	Top 114w MTCG20114-	6066	6146	6146	6146	6146	6146
	Top 120w MTCG20120-	6219	6299	6299	6299	6299	6299

	For 24d Units		...S	...RL	...RR	...RB	
	Top 18w MTCG2418-	3773	-	-	-	-	-
	Top 24w MTCG2424-	3955	4035	4035	-	-	-
	Top 30w MTCG2430-	4139	4219	4219	4219	4219	4219
	Top 36w MTCG2436-	4323	4403	4403	4403	4403	4403
	Top 42w MTCG2442-	4503	4584	4584	4584	4584	4584
	Top 48w MTCG2448-	4688	4769	4769	4769	4769	4769
	Top 54w MTCG2454-	4870	4951	4951	4951	4951	4951
	• Top 60w MTCG2460-	5053	5133	5133	5133	5133	5133
	Top 66w MTCG2466-	5238	5319	5319	5319	5319	5319
	Top 72w MTCG2472-	5421	5502	5502	5502	5502	5502
	Top 78w MTCG2478-	5603	5684	5684	5684	5684	5684
	Top 84w MTCG2484-	5787	5866	5866	5866	5866	5866
	Top 90w MTCG2490-	5968	6048	6048	6048	6048	6048
	Top 96w MTCG2496-	6152	6232	6232	6232	6232	6232
	Top 102w MTCG24102-	6335	6414	6414	6414	6414	6414
	Top 108w MTCG24108-	6518	6598	6598	6598	6598	6598
	Top 114w MTCG24114-	6701	6781	6781	6781	6781	6781
	Top 120w MTCG24120-	6885	6965	6965	6965	6965	6965

! Notes:

Determine Product Number by appending the Depth Code to the Product Prefix; use corresponding price.

Back-Painted Glass: S.BLK Black or S.BWT White

Tops are 0.75-inch thick (0.5-inch glass w/ 0.25-inch thick spacer/edge reveal)

+ Options:

Append FB to the end of the item number on radius corner tops to specify use on finished back. Add \$1015 to list price.

Finished back credenzas have radius on front and back for radius corner option.

For Glass Tops specify edge finish from following options:

(PEB) Black Polymer




(MRBZ) Resin Bronze




(PEW) White Polymer

(MRDBZ) Resin Dark Bronze

For (MRBAS) Resin Brushed Aluminum w/Steel Tint; add \$967 for unfinished back and \$1934 for finished back.

For (MPA) Polished Aluminum, See Customer Service for Custom Pricing. Longer lead times may apply.

Matte Back-Painted Glass Top	Product No.	List \$	Square Corner Detail		Radius Corner Detail, 6-in Radius		
					Radius Left Side	Radius Right Side	Radius Both Sides
	For 20d Units		...S	...RL	...RR	...RB	
	Top 18w MTCJ2018-	3695	-	-	-	-	-
	Top 24w MTCJ2024-	3827	3827	3898	3898	-	-
	Top 30w MTCJ2030-	4011	4011	4081	4081	4086	4086
	Top 36w MTCJ2036-	4190	4190	4259	4259	4259	4259
	Top 42w MTCJ2042-	4370	4370	4440	4440	4440	4440
	Top 48w MTCJ2048-	4549	4549	4619	4619	4619	4619
	Top 54w MTCJ2054-	4731	4731	4801	4801	4801	4801
	• Top 60w MTCJ2060-	4909	4909	4979	4979	4979	4979
	Top 66w MTCJ2066-	5090	5090	5160	5160	5160	5160
	Top 72w MTCJ2072-	5269	5269	5339	5339	5339	5339
	Top 78w MTCJ2078-	5451	5451	5520	5520	5520	5520
	Top 84w MTCJ2084-	5632	5632	5702	5702	5702	5702
	Top 90w MTCJ2090-	5812	5812	5882	5882	5882	5882
	Top 96w MTCJ2096-	5989	5989	6059	6059	6059	6059
	Top 102w MTCJ20102-	6173	6173	6242	6242	6242	6242
	Top 108w MTCJ20108-	6350	6350	6421	6421	6421	6421
	Top 114w MTCJ20114-	6532	6532	6601	6601	6601	6731
	Top 120w MTCJ20120-	6710	6710	6780	6780	6780	6780

Matte Back-Painted Glass Top	Product No.	List \$	Square Corner Detail		Radius Corner Detail, 6-in Radius		
					Radius Left Side	Radius Right Side	Radius Both Sides
	For 24d Units		...S	...RL	...RR	...RB	
	Top 18w MTCJ2418-	3861	-	-	-	-	-
	Top 24w MTCJ2424-	4073	4073	4142	4142	-	-
	Top 30w MTCJ2430-	4286	4286	4355	4355	4355	4355
	Top 36w MTCJ2436-	4499	4499	4569	4569	4569	4569
	Top 42w MTCJ2442-	4710	4710	4780	4780	4780	4780
	Top 48w MTCJ2448-	4925	4925	4994	4994	4994	4994
	Top 54w MTCJ2454-	5136	5136	5205	5205	5205	5205
	• Top 60w MTCJ2460-	5348	5348	5417	5417	5417	5417
	Top 66w MTCJ2466-	5563	5563	5632	5632	5632	5632
	Top 72w MTCJ2472-	5775	5775	5844	5844	5844	5844
	Top 78w MTCJ2478-	5986	5986	6055	6055	6055	6055
	Top 84w MTCJ2484-	6199	6199	6269	6269	6269	6269
	Top 90w MTCJ2490-	6410	6410	6480	6480	6480	6480
	Top 96w MTCJ2496-	6623	6623	6693	6693	6693	6693
	Top 102w MTCJ24102-	6836	6836	6905	6905	6905	6905
	Top 108w MTCJ24108-	7049	7049	7118	7118	7118	7118
	Top 114w MTCJ24114-	7261	7261	7330	7330	7330	7330
	Top 120w MTCJ24120-	7474	7474	7543	7543	7543	7543

! Notes:

Determine Product Number by appending the Depth Code to the Product Prefix; use corresponding price.

Matte Back-Painted Glass: GMB Black or GMW White

Tops are 0.5-inch thick (0.25-inch glass w/ 0.25-inch thick spacer/edge reveal)

+ Options:

Append FB to the end of the item number on radius corner tops to specify use on finished back. Add \$1015 to list price.

Finished back credenzas have radius on front and back for radius corner option.

For Glass Tops specify edge finish from following options:

(PEB) Black Polymer

(MRBZ) Resin Bronze

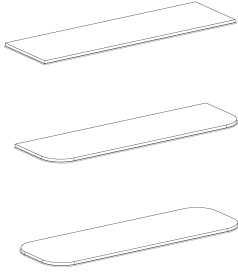
(PEW) White Polymer

(MRDBZ) Resin Dark Bronze

For (MRBAS) Resin Brushed Aluminum w/Steel Tint; add \$967 for unfinished back and \$1934 for finished back.

For (MPA) Polished Aluminum, See Customer Service for Custom Pricing. Longer lead times may apply.

Marble Tops
Carrara Marble



Product No. List \$

Square Corner Detail

Radius Corner Detail, 6-in Radius

Radius Left Side Radius Right Side Radius Both Sides

For 20d Units		...S	...RL	...RR	...RB
Top 18w	MTCM2018-	6843	-	-	-
Top 24w	MTCM2024-	7319	7319	7319	-
Top 30w	MTCM2030-	7798	7798	7798	7798
Top 36w	MTCM2036-	8272	8272	8272	8272
Top 42w	MTCM2042-	8750	8750	8750	8750
Top 48w	MTCM2048-	9222	9222	9222	9222
Top 54w	MTCM2054-	9702	9702	9702	9702
• Top 60w	MTCM2060-	10176	10176	10176	10176
Top 66w	MTCM2066-	10653	10653	10653	10653
Top 72w	MTCM2072-	11128	11128	11128	11128
Top 78w	MTCM2078-	11606	11606	11606	11606
Top 84w	MTCM2084-	12083	12083	12083	12083
Top 90w	MTCM2090-	12559	12559	12559	12559
Top 96w	MTCM2096-	13034	13034	13034	13034
Top 102w	MTCM20102-	13511	13511	13511	13511
Top 108w	MTCM20108-	13986	13986	13986	13986
Top 114w	MTCM20114-	14463	14463	14463	14463
Top 120w	MTCM20120-	14937	14937	14937	14937

For 24d Units		...S	...RL	...RR	...RB
Top 18w	MTCM2418-	7244	-	-	-
Top 24w	MTCM2424-	7814	7814	7814	-
Top 30w	MTCM2430-	8387	8387	8387	8387
Top 36w	MTCM2436-	8961	8961	8961	8961
Top 42w	MTCM2442-	9532	9532	9532	9532
Top 48w	MTCM2448-	10106	10106	10106	10106
Top 54w	MTCM2454-	10679	10679	10679	10679
• Top 60w	MTCM2460-	11251	11251	11251	11251
Top 66w	MTCM2466-	11825	11825	11825	11825
Top 72w	MTCM2472-	12397	12397	12397	12397
Top 78w	MTCM2478-	12968	12968	12968	12968
Top 84w	MTCM2484-	13541	13541	13541	13541
Top 90w	MTCM2490-	14113	14113	14113	14113
Top 96w	MTCM2496-	14686	14686	14686	14686
Top 102w	MTCM24102-	15259	15259	15259	15259
Top 108w	MTCM24108-	15831	15831	15831	15831
Top 114w	MTCM24114-	16403	16403	16403	16403
Top 120w	MTCM24120-	16976	16976	16976	16976

! Notes:

Determine Product Number by appending the Depth Code to the Product Prefix; use corresponding price.

Marble: Carrara

2cm thick

+ Options:

Append FB to the end of the item number on radius corner tops to specify use on finished back. Add \$1015 to list price.

Finished back credenzas have radius on front and back for radius corner option.

For Stone Tops specify edge finish from following options:

(MRB) Resin Black

(MRBZ) Resin Bronze

(MRBM) Resin Matte Black

(MRDBZ) Resin Dark Bronze

(MRW) Resin White

(MRBAS) Resin Brushed Aluminum w/Steel Tint

For (MRBAS) Resin Brushed Aluminum w/Steel Tint; add \$967 for unfinished back and \$1934 for finished back.

For (MPA) Polished Aluminum, See Customer Service for Custom Pricing. Longer lead times may apply.

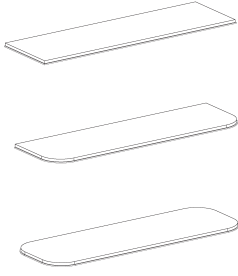
Specify: Product Number
Quantity
Color/Finish
Tagging

• Denotes Item is illustrated.
‡ Requires field sub-assembly.

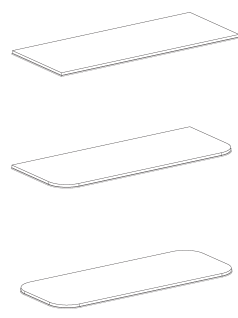
TUOHY

Woods listed at Wood1 level

Quartz Tops
Cambria Quartz*



	Product No.	List \$	Radius Corner Detail, 6-in Radius			
			Square Corner Detail	Radius Left Side	Radius Right Side	Radius Both Sides
For 20d Units						
			...S	...RL	...RR	...RB
Top 18w	MTCQ2018-	6658	-	-	-	-
Top 24w	MTCQ2024-	7082	7082	7082	7082	-
Top 30w	MTCQ2030-	7514	7514	7514	7514	7514
Top 36w	MTCQ2036-	7938	7938	7938	7938	7938
Top 42w	MTCQ2042-	8364	8364	8364	8364	8364
Top 48w	MTCQ2048-	8791	8791	8791	8791	8791
Top 54w	MTCQ2054-	9219	9219	9219	9219	9219
• Top 60w	MTCQ2060-	9642	9642	9642	9642	9642
Top 66w	MTCQ2066-	10073	10073	10073	10073	10073
Top 72w	MTCQ2072-	10498	10498	10498	10498	10498
Top 78w	MTCQ2078-	10923	10923	10923	10923	10923
Top 84w	MTCQ2084-	11353	11353	11353	11353	11353
Top 90w	MTCQ2090-	11779	11779	11779	11779	11779
Top 96w	MTCQ2096-	12201	12201	12201	12201	12201
Top 102w	MTCQ20102-	12633	12633	12633	12633	12633
Top 108w	MTCQ20108-	13058	13058	13058	13058	13058
Top 114w	MTCQ20114-	13484	13484	13484	13484	13484
Top 120w	MTCQ20120-	13910	13910	13910	13910	13910



	Product No.	List \$	Radius Corner Detail, 6-in Radius			
			Square Corner Detail	Radius Left Side	Radius Right Side	Radius Both Sides
For 24d Units						
			...S	...RL	...RR	...RB
Top 18w	MTCQ2418-	7016	-	-	-	-
Top 24w	MTCQ2424-	7530	7530	7530	7530	-
Top 30w	MTCQ2430-	8041	8041	8041	8041	8041
Top 36w	MTCQ2436-	8553	8553	8553	8553	8553
Top 42w	MTCQ2442-	9065	9065	9065	9065	9065
Top 48w	MTCQ2448-	9577	9577	9577	9577	9577
Top 54w	MTCQ2454-	10088	10088	10088	10088	10088
• Top 60w	MTCQ2460-	10601	10601	10601	10601	10601
Top 66w	MTCQ2466-	11114	11114	11114	11114	11114
Top 72w	MTCQ2472-	11626	11626	11626	11626	11626
Top 78w	MTCQ2478-	12136	12136	12136	12136	12136
Top 84w	MTCQ2484-	12649	12649	12649	12649	12649
Top 90w	MTCQ2490-	13161	13161	13161	13161	13161
Top 96w	MTCQ2496-	13672	13672	13672	13672	13672
Top 102w	MTCQ24102-	14183	14183	14183	14183	14183
Top 108w	MTCQ24108-	14697	14697	14697	14697	14697
Top 114w	MTCQ24114-	15208	15208	15208	15208	15208
Top 120w	MTCQ24120-	15727	15727	15727	15727	15727

! Notes:

Determine Product Number by appending the Depth Code to the Product Prefix; use corresponding price.

Quartz: Cambria® Signature and Classic (all colors); quote required for all other offerings.

2cm thick

+ Options:

Append FB to the end of the item number on radius corner tops to specify use on finished back. Add \$1015 to list price.

Finished back credenzas have radius on front and back for radius corner option.

For Stone Tops specify edge finish from following options:

- (MRB) Resin Black
- (MRBM) Resin Matte Black
- (MRW) Resin White
- (MRBZ) Resin Bronze
- (MRDBZ) Resin Dark Bronze
- (MRBAS) Resin Brushed Aluminum w/Steel Tint

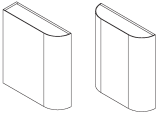
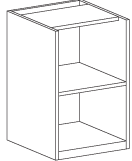
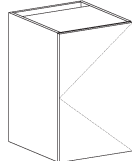

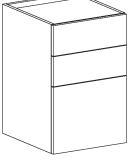
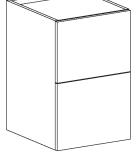
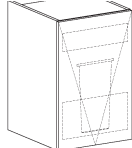
For (MRBAS) Resin Brushed Aluminum w/Steel Tint; add \$967 for unfinished back and \$1934 for finished back.

For (MPA) Polished Aluminum, See Customer Service for Custom Pricing. Longer lead times may apply.

Specify: Product Number
Quantity
Color/Finish
Tagging

• Denotes Item is illustrated.
‡ Requires field sub-assembly.

Woods listed at Wood1 level

		Product No.	List \$	Product No.	List \$					
Credenzas, 28.4h	Unfinished Back; Top Required	20d		24d						
	Credenza	MTCA20	0	MTCA24	0					
		w	d	Spec Code		Spec Code		Spec Code	Add \$	Finished Back
	• LH Radius Corner 6	6	20, 24	RC6L	1212	RC6L	1311	FB	+260	
	• RH Radius Corner 6	6	20, 24	RC6R	1212	RC6R	1311	FB	+260	
	Open Shelving 16	16	19.25, 23.25	A16	1761	A16	1822	FB	+256	
	• Open Shelving 18	18	19.25, 23.25	A18	1790	A18	1855	FB	+264	
	Open Shelving 20	20	19.25, 23.25	A20	1818	A20	1887	FB	+270	
	Open Shelving 24	24	19.25, 23.25	A24	1949	A24	2042	FB	+285	
	Open Shelving 30	30	19.25, 23.25	A30	2053	A30	2164	FB	+307	
	Open Shelving 36	36	19.25, 23.25	A36	2156	A36	2284	FB	+328	
	Cabinet 16 LH	16	20, 24	C16L	2296	C16L	2356	FB	+256	
	Cabinet 16 RH	16	20, 24	C16R	2296	C16R	2356	FB	+256	
	• Cabinet 18 LH	18	20, 24	C18L	2343	C18L	2408	FB	+264	
	Cabinet 18 RH	18	20, 24	C18R	2343	C18R	2408	FB	+264	
	Cabinet 20 LH	20	20, 24	C20L	2388	C20L	2457	FB	+270	
	Cabinet 20 RH	20	20, 24	C20R	2388	C20R	2457	FB	+270	
	Cabinet 24 LH	24	20, 24	C24L	2554	C24L	2648	FB	+285	
	Cabinet 24 RH	24	20, 24	C24R	2554	C24R	2648	FB	+285	
	Cabinet 30 DBL	30	20, 24	C30	2768	C30	2879	FB	+307	
	Cabinet 36 DBL	36	20, 24	C36	2925	C36	3054	FB	+328	
	4-Box 16	16	20, 24	J16	3061	J16	3152	FB	+256	
	• 4-Box 18	18	20, 24	J18	3137	J18	3213	FB	+264	
	4-Box 20	20	20, 24	J20	3190	J20	3137	FB	+270	
	4-Box 24	24	20, 24	J24	3306	J24	3394	FB	+285	
	4-Box 30	30	20, 24	J30	3476	J30	3575	FB	+307	
	4-Box 36	36	20, 24	J36	3646	J36	3757	FB	+328	
	2Box/StorageBin 16	16	20, 24	E16	2849	E16	2926	FB	+256	
	• 2Box/StorageBin 18	18	20, 24	E18	2910	E18	2981	FB	+264	
	2Box/StorageBin 20	20	20, 24	E20	2959	E20	2967	FB	+270	
	2Box/StorageBin 24	24	20, 24	E24	3063	E24	3144	FB	+285	
	2Box/StorageBin 30	30	20, 24	E30	3216	E30	3308	FB	+307	
	2Box/StorageBin 36	36	20, 24	E36	3369	E36	3471	FB	+328	
	Storage Bin/StorageBin 16	16	20, 24	S16	2636	S16	2701	FB	+256	
	• Storage Bin/StorageBin 18	18	20, 24	S18	2682	S18	2749	FB	+264	
	Storage Bin/StorageBin 20	20	20, 24	S20	2727	S20	2797	FB	+270	
	Storage Bin/StorageBin 24	24	20, 24	S24	2819	S24	2895	FB	+285	
	Storage Bin/StorageBin 30	30	20, 24	S30	2957	S30	3040	FB	+307	
	Storage Bin/StorageBin 36	36	20, 24	S36	3094	S36	3187	FB	+328	
	• TrashRecycle 18	18	20, 24	T18	2877	T18	2939	FB	+264	
	TrashRecycle 20	20	20, 24	T20	2881	T20	2932	FB	+270	
	TrashRecycle 24	24	20, 24	T24	2935	T24	3079	FB	+285	
	Refrigerator Drawer 24 (fridge included)**	24	24	—		R24	9325	FB	+285	
	Refrigerator Drawer 36 (fridge not included)***	36	24	—		R36	3166	FB	+328	

! Notes:

To order, specify the Product Number listed at top, then list the Spec Codes in L to R order in your description.

The total price is the price listed at top plus the sum of the prices for the Spec Codes you itemized.

Finished back credenzas have radius on front and back for radius corner option.

All pedestals have unfinished backs and are manufactured as combined units.

Soft close drawers.

Tops must be ordered separately and are available up to a maximum width of 120-in.

Locks are not included on conference storage modules; see option below to order.

Trash/Recycle units 18w x 20d contain (1) Trash/Recycle bin.

Trash/Recycle units 24w x 20d and all units 24d contain (2) Trash/Recycle bins.

**Refrigerator included in 24w Refrigerator Drawer: Summit FF1DSS

(Notes continued on next page)

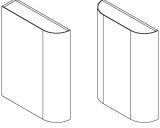
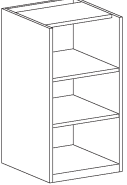
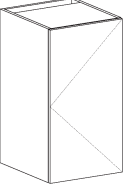
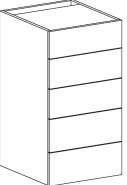
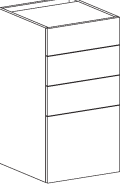
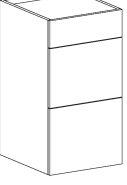
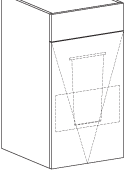

Specify: Product Number
Quantity
ColorFinish
Tagging

• Denotes Item is illustrated.
‡ Requires field sub-assembly.

TUOHY

Woods listed at Wood1 level

** Units will include 1 year warranty provided end user completes the manufacturer's warranty form to transfer warranty prior to purchase.
 ***Recommended Refrigerator for 36w Drawer: Fisher&Paykel, Model No. RB36S25MKIW.N1 (Tuohy not providing due to warranty).
 Tuohy will not provide the Refrigerator due to warranty.
 Refrigerator pedestals include venting.
 + Options:
 For door/drawer locks, specify Option LD; no price change.
 For ventilation cutouts, specify Option VS; add \$506.

		Product No.	List \$	Product No.	List \$					
Buffets, 34.4h	Unfinished Back; Top Required	20d		24d						
	Buffet	MTCB20	0	MTCB24	0					
		w	d	Spec Code		Spec Code		Spec Code	Add \$	Finished Back
	• LH Radius Corner 6	6	20, 24	RC6L	1281	RC6L	1401	FB	+260	
	RH Radius Corner 6	6	20, 24	RC6R	1281	RC6R	1401	FB	+260	
	Open Shelving 16	16	19.25, 23.25	A16	1802	A16	1868	FB	+267	
	• Open Shelving 18	18	19.25, 23.25	A18	1830	A18	1903	FB	+276	
	Open Shelving 20	20	19.25, 23.25	A20	1861	A20	1936	FB	+285	
	Open Shelving 24	24	19.25, 23.25	A24	1994	A24	2094	FB	+302	
	Open Shelving 30	30	19.25, 23.25	A30	2103	A30	2220	FB	+329	
	Open Shelving 36	36	19.25, 23.25	A36	2211	A36	2346	FB	+354	
	Cabinet 16 LH	16	20, 24	C16L	2402	C16L	2470	FB	+267	
	Cabinet 16 RH	16	20, 24	C16R	2402	C16R	2470	FB	+267	
	• Cabinet 18 LH	18	20, 24	C18L	2455	C18L	2525	FB	+276	
	Cabinet 18 RH	18	20, 24	C18R	2455	C18R	2525	FB	+276	
	Cabinet 20 LH	20	20, 24	C20L	2505	C20L	2582	FB	+285	
	Cabinet 20 RH	20	20, 24	C20R	2505	C20R	2582	FB	+285	
	Cabinet 24 LH	24	20, 24	C24L	2683	C24L	2783	FB	+302	
	Cabinet 24 RH	24	20, 24	C24R	2683	C24R	2783	FB	+302	
	Cabinet 30 DBL	30	20, 24	C30	2913	C30	3029	FB	+302	
	Cabinet 36 DBL	36	20, 24	C36	3085	C36	3219	FB	+329	
	5-Box 16	16	20, 24	L16	3415	L16	3524	FB	+267	
	• 5-Box 18	18	20, 24	L18	3508	L18	3597	FB	+276	
	5-Box 20	20	20, 24	L20	3569	L20	3499	FB	+285	
	5-Box 24	24	20, 24	L24	3614	L24	3813	FB	+302	
	3Box/StorageBin 16	16	20, 24	H16	3203	H16	3298	FB	+267	
	• 3Box/StorageBin 18	18	20, 24	H18	3279	H18	3364	FB	+276	
	3Box/StorageBin 20	20	20, 24	H20	3339	H20	3329	FB	+285	
	3Box/StorageBin 24	24	20, 24	H24	3467	H24	3564	FB	+302	
	3Box/StorageBin 30	30	20, 24	H30	3654	H30	3763	FB	+302	
	3Box/StorageBin 36	36	20, 24	H36	3842	H36	3963	FB	+329	
	Box/2StorageBin 16	16	20, 24	N16	2989	N16	3072	FB	+267	
	• Box/2StorageBin 18	18	20, 24	N18	3051	N18	3133	FB	+276	
	Box/2StorageBin 20	20	20, 24	N20	3107	N20	3159	FB	+285	
	Box/2StorageBin 24	24	20, 24	N24	3224	N24	3315	FB	+302	
	Box/2StorageBin 30	30	20, 24	N30	3394	N30	3495	FB	+302	
	Box/2StorageBin 36	36	20, 24	N36	3566	N36	3677	FB	+329	
	• TrashRecycle 18	18	20, 24	T18	2963	T18	3053	FB	+276	
	TrashRecycle 20	20	20, 24	T20	3026	T20	3051	FB	+285	
	TrashRecycle 24	24	20, 24	T24	3119	T24	3207	FB	+302	
	Refrigerator Drawer (fridge included)*	24	24	—		R24	9453	FB	+302	
	Refrigerator Drawer (fridge not included)**	36	24	—		R36	3776	FB	+329	

! Notes:
 To order, specify the Product Number listed at top, then list the Spec Codes in L to R order in your description.
 The total price is the price listed at top plus the sum of the prices for the Spec Codes you itemized.
 Finished back credenzas have radius on front and back for radius corner option.


(Notes continued on next page)

Specify: Product Number • Denotes Item is illustrated.
 Quantity ‡ Requires field sub-assembly.
 ColorFinish
 Tagging

Woods listed at Wood1 level

All pedestals have unfinished backs and are manufactured as combined units.
 Soft close drawers.
 Tops must be ordered separately and are available up to a maximum width of 120-in.
 Locks are not included on conference storage modules; see option below to order.
 Trash/Recycle units 18w x 20d contain (1) Trash/Recycle bin.
 Trash/Recycle units 24w x 20d and all units 24d contain (2) Trash/Recycle bins.
 **Refrigerator included in 24w Refrigerator Drawer: Summit FF1DSS
 ** Units will include 1 year warranty provided end user completes the manufacturer's warranty form to transfer warranty prior to purchase.
 ***Recommended Refrigerator for 36w Drawer: Fisher&Paykel, Model No. RB36S25MKIW.N1 (Tuohy not providing due to warranty).
 Tuohy will not provide the Refrigerator due to warranty.
 Refrigerator pedestals include venting.
 + Options:
 For door/drawer locks, specify Option LD; no price change.
 For ventilation cutouts, specify Option VS; add \$506.

Drawer Inserts



Product No. List \$ Product No. List \$
 For 20" Deep Pedestal For 24" Deep Pedestal

Wood Cutlery Tray Insert for box drawers		w				
1	For 16 wide ped	14.5	KRX2016	395	KRX2416	395
1	For 18 wide ped	16.5	KRX2018	395	KRX2418	395
2	For 20 wide ped	18.5	KRX2020	450	KRX2420	450
2	For 24 wide ped	22.5	KRX2024	450	KRX2424	450
3	For 30 wide ped	28.5			KRX2430	675
3	For 36 wide ped	34.5			KRX2436	675

K-Cup Insert for box drawers		w				
4	For 16 wide ped (25 K-cup)	14.5	KRY2016	467	KRY2416	467
5	For 18 wide ped (30 K-cup)	16.5	KRY2018	467	KRY2418	467
5	For 24 wide ped (30 K-cup)	22.5	KRY2024	521	KRY2424	521

Peg Insert for storage drawers		w				
6	For 20 wide ped (9 pegs)	18.5	KRZ2020	497	KRZ2420	497
6	For 24 wide ped (9 pegs)	22.5	KRZ2024	497	KRZ2424	497
7	For 30 wide ped (12 pegs)	28.5	KRZ2030	527	KRZ2430	527
8	For 36 wide ped (16 pegs)	34.5	KRZ2036	634	KRZ2436	634

! Notes:
 Inserts are maple with a UV cured clear finish.

TUOHY

Specify: Product Number
 Quantity
 ColorFinish
 Tagging

• Denotes Item is illustrated.
 ‡ Requires field sub-assembly.

Woods listed at Wood1 level

