

TUOHY

Rhoi

TQ



Conference: **Rhoi**

Overview	CR2
Top Materials and Edge Styles	CR3
29.5h Tables	CR4
Square Edge Tops	CR4
Bevel Edge Tops	CR6
27h Lounge Tables	CR8
Square Edge Tops	CR8
Bevel Edge Tops	CR9



Overview

Each Rhoi Table may be ordered in one of 12 top material/edge-style combinations, as shown on the following page. Tables through 120w are in one section; tables over 120w are in two sections. Top segmentation (# pieces) varies by material and size, as charted below.

Number of Top Sections, Top Pieces and Legs

By Shape, Width, and Material

TQ Wood 1 & 2
TQ Acrylic SS
 Fenix®
TQ HPL
 Marble
 Quartz

	sections	pcs	pcs	# legs
Circle 42 diam	1	1	1	3
Circle 48 diam		1	1	4
Circle 54 diam		1	2	4
Circle 60 diam		1	2	4
Triad 42 per side	1	1	1	3
Triad 48 per side		1	1	3
Triad 54 per side		1	1	3
Square 42w 42d	1	1	1	4
Square 48w 48d		1	1	4
Square 54w 54d		1	1	4
Square 60w 60d		1	1	4
Rectangle 72w 36d	1	1	1	4
Rectangle 78w 39d		1	1	4
Rectangle 84w 42d		1	1	4
Rectangle 90w 48d		1	1	4
Rectangle 96w 48d		1	1	4
Rectangle 108w 48d		1	2	4
Rectangle 120w 52d		1	3	4
Rectangle 132w 52d	2	2	4	6
Rectangle 144w 52d		2	4	6
Rectangle 156w 56d		2	4	6
Rectangle 168w 56d		2	4	6
Rectangle 180w 56d		2	4	6
Rectangle 192w 60d		2	4	6
Rectangle 204w 60d		2	6	6
Rectangle 216w 60d		2	6	6
Rectangle 240w 60d		2	6	6
Super-Ellipse 72w 36/24d	1	1	1	4
Super-Ellipse 78w 39/26d		1	1	4
Super-Ellipse 84w 42/28d		1	1	4
Super-Ellipse 90w 48/32d		1	1	4
Super-Ellipse 96w 48/32d		1	1	4
Super-Ellipse 108w 52/34d		1	2	4
Super-Ellipse 120w 54/36d		1	3	4
Super-Ellipse 132w 54/36d	2	2	4	6
Super-Ellipse 144w 54/36d		2	4	6
Super-Ellipse 156w 60/40d		2	4	6
Super-Ellipse 168w 60/40d		2	4	6
Super-Ellipse 180w 60/40d		2	4	6
Super-Ellipse 192w 60/40d		2	4	6
Super-Ellipse 204w 60/40d		2	6	6
Super-Ellipse 216w 60/40d		2	6	6


Top Materials




Wood 1 & 2
(All colors; grain long on 1-section tops, short on 2-section tops)




Acrylic Solid Surface
Avonite® 8016 White, Matte




Fenix® NTM
30 Bianco Alaska
718 Grigio Londra
720 Nero Ingo



HPL
Formica® 949 White
(PVC as self-edge)



Marble
Carrara Marble
(Subtop color to match apron.)



Quartz
All Cambria® standard colors;
quote required for Cambria Matte™
& Luxury Design Series.
(Subtop color to match apron.)



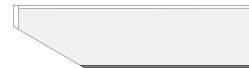
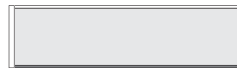


Edge Styles

Squared

Beveled

Self/Layered Edge 1.5th

Self/Layered Edge 1.5th



TQ = Tuohy QuickShip is available in columns tagged with this symbol.
 To order, insert "TQ" before the product prefix. Ex: TQRHC42... replaces RHC42...
 Inquire with Customer Service on current lead-times and power-data options.

29.5h Tables: **Square Edge Tops**

			Top Materials					Leg Materials				
			TQ	TQ	TQ		TQ					
Seats	Product No.		Wood1	Wood2	Acrylic SS	Fenix®	HPL	Marble	Quartz	Wood1	Wood2	Metal
Circle 1.5th Top, 29.5h ±			WS1S	WS2S	SSSS	FXSS	HPLS	MBLS	QRTS	W1L	W2L	MTL
1	Rhoi SqEdge Circle 42 diam	3-5 RHC42	3777	4041	5109	4184	3158	7952	6852	486	520	1443
	Rhoi SqEdge Circle 48 diam	4-6 RHC48	4618	4941	6211	5246	3907	10067	8629	647	692	1926
	Rhoi SqEdge Circle 54 diam	4-7 RHC54	5116	5474	6999	5992	4299	12005	10189	647	692	1926
	Rhoi SqEdge Circle 60 diam	5-7 RHC60	5538	5926	7754	6698	4605	14042	11799	647	692	1926
Triad 1.5th Top, 29.5h ±			WS1S	WS2S	SSSS	FXSS	HPLS	MBLS	QRTS	W1L	W2L	MTL
1	Rhoi SqEdge Triad 42 per side	3-5 RHT42	3777	4041	5109	4184	3158	7952	6852	486	520	1443
	Rhoi SqEdge Triad 48 per side	4-6 RHT48	4618	4941	6211	5246	3907	10067	8629	486	520	1443
	Rhoi SqEdge Triad 54 per side	4-7 RHT54	5116	5474	6999	5992	4299	12005	10189	486	520	1443
Square 1.5th Top, 29.5h ±			WS1S	WS2S	SSSS	FXSS	HPLS	MBLS	QRTS	W1L	W2L	MTL
1	Rhoi SqEdge Square 42w 42d	4 RHS4242	6203	6637	7536	6611	5587	10378	9280	647	692	1926
	Rhoi SqEdge Square 48w 48d	4-8 RHS4848	6665	7132	8259	7294	5957	12113	10680	647	692	1926
	Rhoi SqEdge Square 54w 54d	4-8 RHS5454	7163	7664	9048	8042	6347	14051	12236	647	692	1926
	Rhoi SqEdge Square 60w 60d	4-8 RHS6060	7692	8230	9907	8849	6759	16194	13952	647	692	1926
Rectangle 1.5th Top, 29.5h ±			WS1S	WS2S	SSSS	FXSS	HPLS	MBLS	QRTS	W1L	W2L	MTL
1	Rhoi SqEdge Rectangle 72w 36d	4-6 RHR7236	7554	8083	9121	8138	6632	13518	11903	647	692	1926
	Rhoi SqEdge Rectangle 78w 39d	6-8 RHR7839	7915	8469	9701	8686	6917	14940	13046	647	692	1926
	Rhoi SqEdge Rectangle 84w 42d	6-8 RHR8442	8306	8887	10323	9274	7224	16476	14280	647	692	1926
	Rhoi SqEdge Rectangle 90w 48d	6-8 RHR9048	8727	9338	11128	10019	7509	18767	16074	647	692	1926
	Rhoi SqEdge Rectangle 96w 48d	6-12 RHR9648	9127	9766	11663	10535	7857	19843	16972	647	692	1926
	Rhoi SqEdge Rectangle 108w 48d	8-12 RHR10848	9603	10275	12418	11250	8236	21678	18451	647	692	1926
	Rhoi SqEdge Rectangle 120w 52d	8-14 RHR12052	13469	14412	16795	15547	11922	28034	23817	647	692	1926
2	Rhoi SqEdge Rectangle 132w 52d	8-14 RHR13252	15941	17057	19969	18534	14099	34908	30160	972	1040	2888
	Rhoi SqEdge Rectangle 144w 52d	10-16 RHR14452	16498	17653	20858	19375	14538	37101	31920	972	1040	2888
	Rhoi SqEdge Rectangle 156w 56d	10-18 RHR15656	17495	18720	22523	20939	15300	41368	35322	972	1040	2888
	Rhoi SqEdge Rectangle 168w 56d	10-18 RHR16856	18079	19345	23465	21826	15753	43708	37199	972	1040	2888
	Rhoi SqEdge Rectangle 180w 56d	12-20 RHR18056	18662	19968	24406	22717	16208	46052	39077	972	1040	2888
	Rhoi SqEdge Rectangle 192w 60d	12-20 RHR19260	19758	21141	26275	24466	17029	50921	42949	972	1040	2888
	Rhoi SqEdge Rectangle 204w 60d	12-20 RHR20460	20366	21792	27269	25401	17499	53412	44944	972	1040	2888
	Rhoi SqEdge Rectangle 216w 60d	14-22 RHR21660	20973	22441	28259	26336	17969	55906	46939	972	1040	2888
	Rhoi SqEdge Rectangle 240w 60d	16-26 RHR24060	22187	23740	30243	28205	18909	60893	50929	972	1040	2888

Continue to the next page for Super-Ellipse shapes and material listings.

See margin notes about converting eligible product numbers for Tuohy QuickShip.

> To Order, Specify:
 Description
 Product Number
 Top Material (by spec code and material choice); note price.
 Apron Finish (finish choice)
 Leg Material (by spec code and material choice); note price.
 List Price = Top Material \$ plus Leg Material \$.

Example:
 Rhoi SqEdge Circle 42 diam
 Prod. No.: RHC42 (TQ) TQRHC42
 Top: Wood1 WS1S: WL33 Catalan Walnut
 Apron: MRB Resin Black
 Leg: Wood1 W1L: WL33 Catalan Walnut
 List Price: 3777 + 486 = \$4263

! Notes:
 Tables may be ordered parametrically; minimum depth is 36 inches, maximum depth is 60 inches. (TQ) Not available on TQ.
 Tables other than Circles have radius corners of 4 inches.
 Tables through 120w are in 1-section; tables over 120w are in 2-sections. Top materials may be further segmented.
 Tables over 120w will include center electrical base.
 Tables less than 120w, order center base for electrical cable management below.
 Tables 156w or more with Marble or Quartz tops include a center base for each section of top.
 Center bases are veneer or solid wood color, compatible with leg finish.
 See Electrical and Power-Data options—other than Apron Power—for use with Rhoi Tables.

+ Options:
 For electrical cable management base append EB to product number; add \$1616.



TUOHY

TQ = Tuohy QuickShip is available in columns tagged with this symbol.
 To order, insert "TQ" before the product prefix. Ex: TQRHSE723624 replaces RHSE723624.
 Inquire with Customer Service on current lead-times and power-data options.

29.5h Tables: **Square Edge Tops**

		Top Materials							Leg Materials				
Seats	Product No.	Wood1	Wood2	Acrylic SS	Fenix®	HPL	Marble	Quartz	Wood1	Wood2	Metal		
		WS1S	WS2S	SSSS	FXSS	HPLS	MBLS	QRTS	W1L	W2L	MTL		
Super-Ellipse 1.5th Top, 29.5h ‡													
1	Rhoi SqEdge S.Ellipse 72w 36/24d	6	RHSE723624	7511	8037	9239	8255	6750	13636	12023	647	692	1926
	Rhoi SqEdge S.Ellipse 78w 39/26d	6-8	RHSE783926	7872	8423	9815	8802	7034	15060	13165	647	692	1926
	Rhoi SqEdge S.Ellipse 84w 42/28d	6-8	RHSE844228	8262	8840	10442	9390	7344	16595	14399	647	692	1926
	Rhoi SqEdge S.Ellipse 90w 48/32d	6-8	RHSE904832	8686	9294	11244	10140	7628	18883	16194	647	692	1926
	Rhoi SqEdge S.Ellipse 96w 48/32d	6-10	RHSE964832	9083	9719	11781	10653	7978	19962	17092	647	692	1926
	Rhoi SqEdge S.Ellipse 108w 52/34d	8-10	RHSE1085234	9764	10447	12945	11747	8483	23019	19521	647	692	1926
	Rhoi SqEdge S.Ellipse 120w 54/36d	8-12	RHSE1205436	13453	14395	17050	15789	12024	28745	24709	647	692	1926
2	Rhoi SqEdge S.Ellipse 132w 54/36d	8-12	RHSE1325436	15935	17050	20281	18823	14221	35771	30840	972	1040	2888
	Rhoi SqEdge S.Ellipse 144w 54/36d	10-14	RHSE1445436	16502	17657	21196	19689	14667	38038	32658	972	1040	2888
	Rhoi SqEdge S.Ellipse 156w 60/40d	10-16	RHSE1566040	17677	18914	23217	21581	15536	43360	36883	972	1040	2888
	Rhoi SqEdge S.Ellipse 168w 60/40d	10-16	RHSE1686040	18283	19563	24209	22516	16007	45851	38877	972	1040	2888
	Rhoi SqEdge S.Ellipse 180w 60/40d	10-16	RHSE1806040	18891	20213	25202	23451	16476	48345	40871	972	1040	2888
	Rhoi SqEdge S.Ellipse 192w 60/40d	12-20	RHSE1926040	19615	20988	26309	24501	17064	50954	42983	972	1040	2888
	Rhoi SqEdge S.Ellipse 204w 60/40d	12-20	RHSE2046040	20223	21639	27302	25435	17532	53448	44978	972	1040	2888
	Rhoi SqEdge S.Ellipse 216w 60/40d	14-22	RHSE2166040	20830	22288	28295	26370	18001	55940	46972	972	1040	2888

See margin notes about converting eligible product numbers for Tuohy QuickShip.

- > To Order, Specify:
 - Description
 - Product Number
 - Top Material (by spec code and material choice); note price.
 - Apron Finish (finish choice)
 - Leg Material (by spec code and material choice); note price.
 - List Price = Top Material \$ plus Leg Material \$.

Example:
 Rhoi SqEdge S-Ellipse 72w 36/24d
 Prod. No.: RHSE723624(TQ) TQRHSE723624)
 Top: Wood1 WS1S: AN89 Light Anigre
 Apron: MRSA Resin Satin Aluminum
 Leg: Wood1 W1L: WL33 Catalan Walnut
 List Price: 7511 + 647 = \$8158

- ! Notes:
 - Tables may be ordered parametrically; minimum depth is 36 inches, maximum depth is 60 inches. (TQ) Not available on TQ.
 - Tables other than Circles have radius corners of 4 inches.
 - Tables through 120w are in 1-section; tables over 120w are in 2-sections. Top materials may be further segmented.
 - Tables over 120w will include center electrical base.
 - Tables less than 120w, order center base for electrical cable management below.
 - Tables 156w or more with Marble or Quartz tops include a center base for each section of top.
 - Center bases are veneer or solid wood color, compatible with leg finish.
 - See Electrical and Power-Data options—other than Apron Power—for use with Rhoi Tables.

- + Options:
 - For electrical cable management base append EB to product number; add \$1616.

Table Sections
 Top materials may be further segmented based on the top material and size specified. Please see page CR2.

Top Materials	Apron Finish	Leg Materials
(TQ) Wood1 WS1S AN89 Light Anigre AS22 Blanco Ash BS28 Whitened Oak CH45 Light Cherry MP57 Light Maple MP61 White Maple SOX6 Sand Oak SSX2 Striped Sand WL16 American Walnut WL20 Australian Walnut WL32 Ebony Walnut WL35 Scandia Walnut WL79 Sumatra Walnut WO21 Rift White Oak WO4 Ebony Oak	(TQ) Metal MRB Resin Black MRBM Resin Black Matte MRW Resin White MRSA Resin Satin Aluminum MRTG Resin Thunder Gray MRBZ Resin Bronze MRDBZ Resin Dark Bronze	Wood1 W1L WL32 Ebony Walnut WL35 Scandia Walnut WL79 Sumatra Walnut WO44 Ebony White Oak Wood2 W2L FWX9 Flamed White WL33 Catalan Walnut WO38 Tangiers Oak Metal MTL MRB Resin Black MRBM Resin Black Matte MRW Resin White MRSA Resin Satin Aluminum MRTG Resin Thunder Gray MRBZ Resin Bronze MRDBZ Resin Dark Bronze
(TQ) Wood2 WS2S BS30 Mateo Gray CH49 Medium Cherry CH53 Dark Cherry FB14 Flamed Black FG11 Flamed Gray FS10 Flamed Sand FWX9 Flamed White MH95 Medium Mahogany MH97 Dark Mahogany SP73 Medium Sapele WL25 Capella Walnut WL33 Catalan Walnut WN13 Wenge WO38 Tangiers Oak	Acrylic Solid Surface SSSS Avonite® 8016 White, Matte Fenix® NTM FXSS 30 Bianco Alaska 718 Grigio Londra 720 Nero Ingo HPL HPLS Formica® 949 White Marble MBLS Carrara Quartz QRTS All standard Cambria® colors except: Cambria Matte™ Luxury Design Series	



TUOHY

TQ = Tuohy QuickShip is available in columns tagged with this symbol.
 To order, insert "TQ" before the product prefix. Ex: TQRHC42... replaces RHC42...
 Inquire with Customer Service on current lead-times and power-data options.

29.5h Tables: **Bevel Edge Tops**

			Top Materials					Leg Materials				
			TQ	TQ	TQ		TQ					
Seats	Product No.		Wood1	Wood2	Acrylic SS	Fenix®	HPL	Marble	Quartz	Wood1	Wood2	Metal
Circle 1.5th Top, 29.5h ±			WS1B	WS2B	SSSB	FXSB	HPLB	MBLB	QRTB	W1L	W2L	MTL
1	Rhoi BvlEdge Circle 42 diam	3-5 RHC42	4108	4396	5439	4516	3489	7952	6852	486	520	1443
	Rhoi BvlEdge Circle 48 diam	4-6 RHC48	4949	5295	6540	5578	4238	10067	8629	647	692	1926
	Rhoi BvlEdge Circle 54 diam	4-7 RHC54	5445	5826	7332	6324	4629	12005	10189	647	692	1926
	Rhoi BvlEdge Circle 60 diam	5-7 RHC60	5870	6281	8086	7028	4936	14042	11799	647	692	1926
Triad 1.5th Top, 29.5h ±			WS1B	WS2B	SSSB	FXSB	HPLB	MBLB	QRTB	W1L	W2L	MTL
1	Rhoi BvlEdge Triad 42 per side	3-5 RHT42	4108	4396	5439	4516	3489	7952	6852	486	520	1443
	Rhoi BvlEdge Triad 48 per side	4-6 RHT48	4949	5295	6540	5578	4238	10067	8629	486	520	1443
	Rhoi BvlEdge Triad 54 per side	4-7 RHT54	5445	5826	7332	6324	4629	12005	10189	486	520	1443
Square 1.5th Top, 29.5h ±			WS1B	WS2B	SSSB	FXSB	HPLB	MBLB	QRTB	W1L	W2L	MTL
1	Rhoi BvlEdge Square 42w 42d	4 RHS4242	6533	6990	7867	6941	5917	10378	9280	647	692	1926
	Rhoi BvlEdge Square 48w 48d	4-8 RHS4848	6997	7487	8587	7626	6286	12113	10680	647	692	1926
	Rhoi BvlEdge Square 54w 54d	4-8 RHS5454	7493	8018	9380	8373	6679	14051	12236	647	692	1926
	Rhoi BvlEdge Square 60w 60d	4-8 RHS6060	8023	8585	10236	9180	7091	16194	13952	647	692	1926
Rectangle 1.5th Top, 29.5h ±			WS1B	WS2B	SSSB	FXSB	HPLB	MBLB	QRTB	W1L	W2L	MTL
1	Rhoi BvlEdge Rectangle 72w 36d	4-6 RHR7236	7881	8433	9452	8468	6963	13518	11903	647	692	1926
	Rhoi BvlEdge Rectangle 78w 39d	6-8 RHR7839	8246	8823	10031	9014	7247	14940	13046	647	692	1926
	Rhoi BvlEdge Rectangle 84w 42d	6-8 RHR8442	8634	9238	10654	9603	7554	16476	14280	647	692	1926
	Rhoi BvlEdge Rectangle 90w 48d	6-8 RHR9048	9058	9692	11459	10349	7840	18767	16074	647	692	1926
	Rhoi BvlEdge Rectangle 96w 48d	6-12 RHR9648	9454	10116	11994	10865	8187	19843	16972	647	692	1926
	Rhoi BvlEdge Rectangle 108w 48d	8-12 RHR10848	9935	10630	12750	11580	8568	21678	18451	647	692	1926
	Rhoi BvlEdge Rectangle 120w 52d	8-14 RHR12052	13800	14766	17127	15879	12252	28034	23817	647	692	1926
2	Rhoi BvlEdge Rectangle 132w 52d	8-14 RHR13252	16309	17451	20335	18901	14468	34908	30160	972	1040	2888
	Rhoi BvlEdge Rectangle 144w 52d	10-16 RHR14452	16865	18046	21226	19741	14907	37101	31920	972	1040	2888
	Rhoi BvlEdge Rectangle 156w 56d	10-18 RHR15656	17863	19113	22891	21306	15667	41368	35322	972	1040	2888
	Rhoi BvlEdge Rectangle 168w 56d	10-18 RHR16856	18447	19738	23832	22194	16121	43708	37199	972	1040	2888
	Rhoi BvlEdge Rectangle 180w 56d	12-20 RHR18056	19029	20361	24776	23082	16575	46052	39077	972	1040	2888
	Rhoi BvlEdge Rectangle 192w 60d	12-20 RHR19260	20126	21535	26642	24835	17396	50921	42949	972	1040	2888
	Rhoi BvlEdge Rectangle 204w 60d	12-20 RHR20460	20732	22183	27634	25769	17866	53412	44944	972	1040	2888
	Rhoi BvlEdge Rectangle 216w 60d	14-22 RHR21660	21342	22836	28625	26703	18336	55906	46939	972	1040	2888
	Rhoi BvlEdge Rectangle 240w 60d	16-26 RHR24060	22554	24133	30610	28573	19276	60893	50929	972	1040	2888

Continue to the next page for Super-Ellipse shapes and material listings.

See margin notes about converting eligible product numbers for Tuohy QuickShip.

> To Order, Specify:
 Description
 Product Number
 Top Material (by spec code and material choice); note price.
 Apron Finish (finish choice)
 Leg Material (by spec code and material choice); note price.
 List Price = Top Material \$ plus Leg Material \$.

Example:
 Rhoi BvlEdge Circle 42 diam
 Prod. No.: RHC42 **TQ** TQRHC42
 Top: Wood1 WS1B: WL33 Catalan Walnut
 Apron: MRB Resin Black
 Leg: Wood1 W1L: WL33 Catalan Walnut
 List Price: 4108 + 486 = \$4594

! Notes:
 Tables may be ordered parametrically; minimum depth is 36 inches, maximum depth is 60 inches. **TQ** Not available on TQ.
 Tables other than Circles have radius corners of 4 inches.
 Tables through 120w are in 1-section; tables over 120w are in 2-sections. Top materials may be further segmented.
 Tables over 120w will include center electrical base.
 Tables less than 120w, order center base for electrical cable management below.
 Tables 156w or more with Marble or Quartz tops include a center base for each section of top.
 Center bases are veneer or solid wood color, compatible with leg finish.
 See Electrical and Power-Data options—other than Apron Power—for use with Rhoi Tables.

+ Options:
 For electrical cable management base append EB to product number; add \$1616.



TQ = Tuohy QuickShip is available in columns tagged with this symbol.
 To order, insert "TQ" before the product prefix. Ex: TQRHSE723624 replaces RHSE723624.
 Inquire with Customer Service on current lead-times and power-data options.

29.5h Tables: **Bevel Edge Tops**

Top Materials.....+.....Leg Materials

	Seats	Product No.	Top Materials					Leg Materials				
			Wood1	Wood2	Acrylic SS	Fenix®	HPL	Marble	Quartz	Wood1	Wood2	Metal
			WS1B	WS2B	SSSB	FXSB	HPLB	MBLB	QRTB	W1L	W2L	MTL
1		RHSE723624	7818	8365	9348	8587	7080	13636	12023	647	692	1926
		RHSE783926	8134	8703	9926	9134	7366	15060	13165	647	692	1926
		RHSE844228	8569	9169	10551	9722	7673	16595	14399	647	692	1926
		RHSE904832	9072	9707	11355	10469	7959	18883	16194	647	692	1926
		RHSE964832	9307	9958	11889	10984	8307	19962	17092	647	692	1926
		RHSE1085234	10019	10720	13055	12077	8815	23019	19521	647	692	1926
		RHSE1205436	13769	14733	17160	16121	12355	28745	24709	647	692	1926
2		RHSE1325436	16371	17517	20648	19190	14590	35771	30840	972	1040	2888
		RHSE1445436	16795	17971	21566	20056	15034	38038	32658	972	1040	2888
		RHSE1566040	17977	19235	23584	21947	15905	43360	36883	972	1040	2888
		RHSE1686040	18586	19887	24576	22882	16374	45851	38877	972	1040	2888
		RHSE1806040	19191	20534	25569	23817	16845	48345	40871	972	1040	2888
		RHSE1926040	19799	21185	26676	24869	17429	50954	42983	972	1040	2888
		RHSE2046040	20408	21837	27670	25803	17900	53448	44978	972	1040	2888
		RHSE2166040	21014	22485	28662	26737	18369	55940	46972	972	1040	2888

See margin notes about converting eligible product numbers for Tuohy QuickShip.

> To Order, Specify:
 Description
 Product Number
 Top Material (by spec code and material choice); note price.
 Apron Finish (finish choice)
 Leg Material (by spec code and material choice); note price.
 List Price = Top Material \$ plus Leg Material \$.

Example:
 Rhoi BvEdge S-Ellipse 72w 36/24d
 Prod. No.: RHSE723624 **TQ** (TQRHSE723624)
 Top: Wood1 WS1B: AN89 Light Anigre
 Apron: MRSA Resin Satin Aluminum
 Leg: Wood1 W1L: WL33 Catalan Walnut
 List Price: 7818 + 647 = \$8465

! Notes:
 Tables may be ordered parametrically; minimum depth is 36 inches, maximum depth is 60 inches. **TQ** Not available on TQ.
 Tables other than Circles have radius corners of 4 inches.
 Tables through 120w are in 1-section; tables over 120w are in 2-sections. Top materials may be further segmented.
 Tables over 120w will include center electrical base.
 Tables less than 120w, order center base for electrical cable management below.
 Tables 156w or more with Marble or Quartz tops include a center base for each section of top.
 Center bases are veneer or solid wood color, compatible with leg finish.
 See Electrical and Power-Data options—other than Apron Power—for use with Rhoi Tables.

+ Options:
 For electrical cable management base append EB to product number; add \$1616.

Table Sections

Top materials may be further segmented based on the top material and size specified. Please see page CR2.

Top Materials

- TQ** Wood1 WS1B
 AN89 Light Anigre
 AS22 Blanco Ash
 BS28 Whitened Oak
 CH45 Light Cherry
 MP57 Light Maple
 MP61 White Maple
 SOX6 Sand Oak
 SSX2 Striped Sand
 WL16 American Walnut
 WL20 Australian Walnut
 WL32 Ebony Walnut
 WL35 Scandia Walnut
 WL79 Sumatra Walnut
 WO21 Rift White Oak
 WO4 Ebony Oak

- TQ** Wood2 WS2B
 BS30 Mateo Gray
 CH49 Medium Cherry
 CH53 Dark Cherry
 FB14 Flamed Black
 FG11 Flamed Gray
 FS10 Flamed Sand
 FWX9 Flamed White
 MH95 Medium Mahogany
 MH97 Dark Mahogany
 SP73 Medium Sapele
 WL25 Capella Walnut
 WL33 Catalan Walnut
 WN13 Wenge
 WO38 Tangiers Oak

- TQ** Acrylic Solid Surface SSSB
 Avonite® 8016 White, Matte
 Fenix® NTM FXSB
 30 Bianco Alaska
 718 Grigio Londra
 720 Nero Ingo
TQ HPL HPLB
 Formica® 949 White
 Marble MBLB
 Carrara
 Quartz QRTB
 All standard Cambria® colors except:
 Cambria Matte™
 Luxury Design Series

Apron Finish

- TQ** Metal
 MRB Resin Black
 MRBM Resin Black Matte
 MRW Resin White
 MRSA Resin Satin Aluminum
 MRTG Resin Thunder Gray
 MRBZ Resin Bronze
 MRDBZ Resin Dark Bronze

Leg Materials

- Wood1 W1L
 WL32 Ebony Walnut
 WL35 Scandia Walnut
 WL79 Sumatra Walnut
 WO44 Ebony White Oak
 Wood2 W2L
 FWX9 Flamed White
 WL33 Catalan Walnut
 WO38 Tangiers Oak
 Metal MTL
 MRB Resin Black
 MRBM Resin Black Matte
 MRW Resin White
 MRSA Resin Satin Aluminum
 MRTG Resin Thunder Gray
 MRBZ Resin Bronze
 MRDBZ Resin Dark Bronze

TUOHY



TQ = Tuohy QuickShip is available in columns tagged with this symbol.
 To order, insert "TQ" before the product prefix. Ex: TQRHC42... replaces RHC42...
 Inquire with Customer Service on current lead-times and power-data options.

27h Lounge Height Tables: **Square Edge Tops**

			Top Materials					Leg Materials				
			TQ	TQ	TQ		TQ					
Seats	Product No.		Wood1	Wood2	Acrylic SS	Fenix®	HPL	Marble	Quartz	Wood1	Wood2	Metal
Circle 1.5th Top, 27h ±			WS1S	WS2S	SSSS	FXSS	HPLS	MBLS	QRTS	W1L	W2L	MTL
1	Rhoi SqEdge Circle 42 diam	3-5 RHC42L	3777	4041	5109	4184	3158	7952	6852	486	520	1443
	Rhoi SqEdge Circle 48 diam	4-6 RHC48L	4618	4941	6211	5246	3907	10067	8629	647	692	1926
	Rhoi SqEdge Circle 54 diam	4-7 RHC54L	5116	5474	6999	5992	4299	12005	10189	647	692	1926
	Rhoi SqEdge Circle 60 diam	5-7 RHC60L	5538	5926	7754	6698	4605	14042	11799	647	692	1926
Triad 1.5th Top, 27h ±			WS1S	WS2S	SSSS	FXSS	HPLS	MBLS	QRTS	W1L	W2L	MTL
1	Rhoi SqEdge Triad 42 per side	3-5 RHT42L	3777	4041	5109	4184	3158	7952	6852	486	520	1443
	Rhoi SqEdge Triad 48 per side	4-6 RHT48L	4618	4941	6211	5246	3907	10067	8629	486	520	1443
	Rhoi SqEdge Triad 54 per side	4-7 RHT54L	5116	5474	6999	5992	4299	12005	10189	486	520	1443
Square 1.5th Top, 27h ±			WS1S	WS2S	SSSS	FXSS	HPLS	MBLS	QRTS	W1L	W2L	MTL
1	Rhoi SqEdge Square 42w 42d	4 RHS4242L	6203	6637	7536	6611	5587	10378	9280	647	692	1926
	Rhoi SqEdge Square 48w 48d	4-8 RHS4848L	6665	7132	8259	7294	5957	12113	10680	647	692	1926
	Rhoi SqEdge Square 54w 54d	4-8 RHS5454L	7163	7664	9048	8042	6347	14051	12236	647	692	1926
	Rhoi SqEdge Square 60w 60d	4-8 RHS6060L	7692	8230	9907	8849	6759	16194	13952	647	692	1926
Rectangle 1.5th Top, 27h ±			WS1S	WS2S	SSSS	FXSS	HPLS	MBLS	QRTS	W1L	W2L	MTL
1	Rhoi SqEdge Rectangle 72w 36d	4-6 RHR7236L	7554	8083	9121	8138	6632	13518	11903	647	692	1926
	Rhoi SqEdge Rectangle 78w 39d	6-8 RHR7839L	7915	8469	9701	8686	6917	14940	13046	647	692	1926
	Rhoi SqEdge Rectangle 84w 42d	6-8 RHR8442L	8306	8887	10323	9274	7224	16476	14280	647	692	1926
	Rhoi SqEdge Rectangle 90w 48d	6-8 RHR9048L	8727	9338	11128	10019	7509	18767	16074	647	692	1926
	Rhoi SqEdge Rectangle 96w 48d	6-12 RHR9648L	9127	9766	11663	10535	7857	19843	16972	647	692	1926
Super-Ellipse 1.5th Top, 27h ±			WS1S	WS2S	SSSS	FXSS	HPLS	MBLS	QRTS	W1L	W2L	MTL
1	Rhoi SqEdge S.Ellipse 72w 36/24d	6 RHSE723624L	7511	8037	9239	8255	6750	13636	12023	647	692	1926
	Rhoi SqEdge S.Ellipse 78w 39/26d	6-8 RHSE783926L	7872	8423	9815	8802	7034	15060	13165	647	692	1926
	Rhoi SqEdge S.Ellipse 84w 42/28d	6-8 RHSE844228L	8262	8840	10442	9390	7344	16595	14399	647	692	1926
	Rhoi SqEdge S.Ellipse 90w 48/32d	6-8 RHSE904832L	8686	9294	11244	10140	7628	18883	16194	647	692	1926
	Rhoi SqEdge S.Ellipse 96w 48/32d	6-10 RHSE964832L	9083	9719	11781	10653	7978	19962	17092	647	692	1926

▲ See margin notes about converting eligible product numbers for Tuohy QuickShip.

> To Order, Specify:
 Description
 Product Number
 Top Material (by spec code and material choice); note price.
 Apron Finish (finish choice)
 Leg Material (by spec code and material choice); note price.
 List Price = Top Material \$ plus Leg Material \$.

Example:
 Rhoi SqEdge Circle 42 diam
 Prod. No.: RHC42L (TQ TQRHC42L)
 Top: Wood1 WS1S: WL33 Catalan Walnut
 Apron: MRB Resin Black
 Leg: Wood1 W1L: WL33 Catalan Walnut
 List Price: 3777 + 486 = \$4263

! Notes:
 Tables may be ordered parametrically; minimum depth is 36 inches, maximum depth is 60 inches.
 Tables other than Circles have radius corners of 4 inches.
 Order center base for electrical cable management below.
 Center bases are veneer or solid wood color, compatible with leg finish.
 See Electrical and Power-Data options—other than Apron Power—for use with Rhoi Tables.

+ Options:
 For electrical cable management base append EB to product number; add \$1616. (TQ) Not available on TQ.

Table Sections
 Top materials may be further segmented based on the top material and size specified.
 Please see page CR2.



TUOHY

TQ = Tuohy QuickShip is available in columns tagged with this symbol.
 To order, insert "TQ" before the product prefix. Ex: TQRHC42... replaces RHC42...
 Inquire with Customer Service on current lead-times and power-data options.

27h Lounge Height Tables: **Bevel Edge Tops**

			Top Materials					Leg Materials				
Seats	Product No.		TQ Wood1	TQ Wood2	TQ Acrylic SS	Fenix®	TQ HPL	Marble	Quartz	Wood1	Wood2	Metal
Circle 1.5th Top, 27h ±			WS1B	WS2B	SSSB	FXSB	HPLB	MBLB	QRTB	W1L	W2L	MTL
1	Rhoi BvlEdge Circle 42 diam	3-5 RHC42L	4108	4396	5439	4516	3489	7952	6852	486	520	1443
	Rhoi BvlEdge Circle 48 diam	4-6 RHC48L	4949	5295	6540	5578	4238	10067	8629	647	692	1926
	Rhoi BvlEdge Circle 54 diam	4-7 RHC54L	5445	5826	7332	6324	4629	12005	10189	647	692	1926
	Rhoi BvlEdge Circle 60 diam	5-7 RHC60L	5870	6281	8086	7028	4936	14042	11799	647	692	1926
Triad 1.5th Top, 27h ±			WS1B	WS2B	SSSB	FXSB	HPLB	MBLB	QRTB	W1L	W2L	MTL
1	Rhoi BvlEdge Triad 42 per side	3-5 RHT42L	4108	4396	5439	4516	3489	7952	6852	486	520	1443
	Rhoi BvlEdge Triad 48 per side	4-6 RHT48L	4949	5295	6540	5578	4238	10067	8629	486	520	1443
	Rhoi BvlEdge Triad 54 per side	4-7 RHT54L	5445	5826	7332	6324	4629	12005	10189	486	520	1443
Square 1.5th Top, 27h ±			WS1B	WS2B	SSSB	FXSB	HPLB	MBLB	QRTB	W1L	W2L	MTL
1	Rhoi BvlEdge Square 42w 42d	4 RHS4242L	6533	6990	7867	6941	5917	10378	9280	647	692	1926
	Rhoi BvlEdge Square 48w 48d	4-8 RHS4848L	6997	7487	8587	7626	6286	12113	10680	647	692	1926
	Rhoi BvlEdge Square 54w 54d	4-8 RHS5454L	7493	8018	9380	8373	6679	14051	12236	647	692	1926
	Rhoi BvlEdge Square 60w 60d	4-8 RHS6060L	8023	8585	10236	9180	7091	16194	13952	647	692	1926
Rectangle 1.5th Top, 27h ±			WS1B	WS2B	SSSB	FXSB	HPLB	MBLB	QRTB	W1L	W2L	MTL
1	Rhoi BvlEdge Rectangle 72w 36d	4-6 RHR7236L	7881	8433	9452	8468	6963	13518	11903	647	692	1926
	Rhoi BvlEdge Rectangle 78w 39d	6-8 RHR7839L	8246	8823	10031	9014	7247	14940	13046	647	692	1926
	Rhoi BvlEdge Rectangle 84w 42d	6-8 RHR8442L	8634	9238	10654	9603	7554	16476	14280	647	692	1926
	Rhoi BvlEdge Rectangle 90w 48d	6-8 RHR9048L	9058	9692	11459	10349	7840	18767	16074	647	692	1926
	Rhoi BvlEdge Rectangle 96w 48d	6-12 RHR9648L	9454	10116	11994	10865	8187	19843	16972	647	692	1926
Super-Ellipse 1.5th Top, 27h ±			WS1B	WS2B	SSSB	FXSB	HPLB	MBLB	QRTB	W1L	W2L	MTL
1	Rhoi BvlEdge S.Ellipse 72w 36/24d	6 RHSE723624L	7818	8365	9348	8587	7080	13636	12023	647	692	1926
	Rhoi BvlEdge S.Ellipse 78w 39/26d	6-8 RHSE783926L	8134	8703	9926	9134	7366	15060	13165	647	692	1926
	Rhoi BvlEdge S.Ellipse 84w 42/28d	6-8 RHSE844228L	8569	9169	10551	9722	7673	16595	14399	647	692	1926
	Rhoi BvlEdge S.Ellipse 90w 48/32d	6-8 RHSE904832L	9072	9707	11355	10469	7959	18883	16194	647	692	1926
	Rhoi BvlEdge S.Ellipse 96w 48/32d	6-10 RHSE964832L	9307	9958	11889	10984	8307	19962	17092	647	692	1926

▲ See margin notes about converting eligible product numbers for Tuohy QuickShip.

- > To Order, Specify:
 - Description
 - Product Number
 - Top Material (by spec code and material choice); note price.
 - Apron Finish (finish choice)
 - Leg Material (by spec code and material choice); note price.
 - List Price = Top Material \$ plus Leg Material \$.


Example:
 Rhoi BvlEdge Circle 42 diam
 Prod. No.: RHC42L **TQ** TQRHC42L)
 Top: Wood1 WS1B: WL33 Catalan Walnut
 Apron: MRB Resin Black
 Leg: Wood1 W1L: WL33 Catalan Walnut
 List Price: 4108 + 486 = \$4594

- ! Notes:
 - Tables may be ordered parametrically; minimum depth is 36 inches, maximum depth is 60 inches.
 - Tables other than Circles have radius corners of 4 inches.
 - Order center base for electrical cable management below.
 - Center bases are veneer or solid wood color, compatible with leg finish.
 - See Electrical and Power-Data options—other than Apron Power—for use with Rhoi Tables.

- + Options:
 - For electrical cable management base append EB to product number; add \$1616. **TQ** Not available on TQ.



TUOHY



TUOHY