

TUOHY

# Seating



## Seating

p.

Spec Info	D3
Upholstery	D4
902	D7
Domino	D10
Draped	D32
Genevieve Guest	D34
Genevieve Lounge	D36
International	D41
International II	D43
Leit	D45
Melvin	D51
Moderna	D55
Nora	D61
Pleat	D63
Ren	D65
Stratford	D67
Veda	D69
Vita	D71

**SPECIFICATION INFORMATION**

Fabric and leather upholsteries are graded into all pricing for seating products. Customers may choose from TUOHY Upholstery Lines, Partnership Programs, and, Customer’s Own Material (COM) or Customer’s Own Leather (COL).

TUOHY Standard Upholstery Lines: Use the following pricing grades for standard upholstery offerings:

Leathers:	Lena	L1
Faux-Leather:	Silex	F3

COM/COL: TUOHY accepts COM fabrics and COL leathers for consideration on its products. To verify suitability of your selection, inquire with Customer Service for information from our Fabric Analysis Program. Upholsteries not listed in this program must be submitted for approval prior to acceptance of an order; submit a 12 x 12 sample prior to entering your order. Your purchase order must include an upholstery specification that has been approved by TUOHY.

All COM/COL requirements are based on whole pieces of material; split shipments are not allowed. We are not responsible for COM/COL upholstery wear, defects, or its appropriateness.

COL leather requirements are listed in square feet and based on hides that are 40 square feet or larger. For hides below 40 square feet add 15% to the footage requirements; for calf hides below 30 square feet add 30% to the footage requirements.

Our pricing includes labor for applying upholstery and, unless noted otherwise, is based on applying only one colorway per item of furniture, with no specific relationship between the pattern or weave of the upholstery material and the configuration of the item of furniture.

A surcharge not to exceed 15% of the COM price may be added when vinyl is used and/or multiple upholsteries or colorways are applied to the same product. These circumstances may create the need for additional yardage; contact Customer Service for assistance prior to ordering.

If additional labor is required because of unique characteristics of the fabric, a special quote will be required.

Fabric/vinyl yardage requirements and leather square footage requirements are shown throughout this price list. Fabric and vinyl requirements are based on upholstering one unit, using a single, continuous 54-in wide material, off-the-roll, with minimal (under 2-in) repeat in any direction. Inquire about lower per-unit yardage requirements on orders of more than one unit.

Verify whether individual product listings in this price schedule call for greater allowances for this additional yardage.

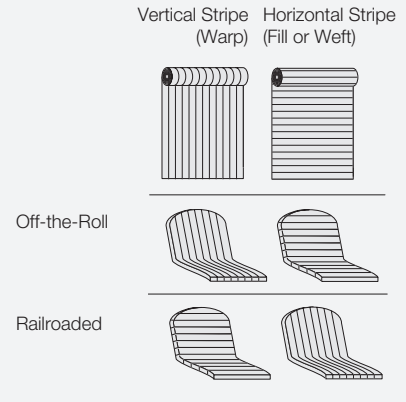
Patterned fabrics and vinyls may be railroaded on request but are subject to a surcharge and/or additional yardage requirements.

Seams will be required when the product application width is greater than the usable roll width, whether off-the-roll or railroaded.

Additional yardage may be required if roll width is less than 54 inches and/or a pattern requires matching. Table 2 (below) charts horizontal + vertical repeat and roll width, both in inches. Note that this is a generalized guide only. Please confirm with our Customer Service Department on specifics regarding selections for your project.

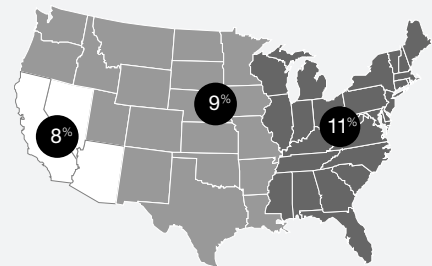
Fire Rating: All upholstered pieces pass Cal-117. For Cal-133 or Boston Fire, contact Customer Service at (507) 867-4280.

**Table 1: Pattern Direction**



Freight/Handling Fees: Charged on a regional basis, as shown on the map below. These fees are pre-calculated and prepaid by TUOHY and added to the invoice at the time of shipment.

Should additional charges be incurred by TUOHY due to delivery issues (non-dock, re-delivery, etc.) after initial billing, the customer may be liable for those additional charges.



Alaska, Hawaii, Canada, Mexico: **Quote required**  
**GSA:** Reduce rates above by 2 percentage points.

**Table 2: Yardage and Grade Adjustments for Roll Width and/or Pattern Repeat**

WIDTH	HORIZONTAL + VERTICAL REPEAT							
	<2	2-10	11-20	21-25	26-30	31-35	36-40	41-45
54	0%	10%	15%	20%	25%	30%	35%	40%
51-53	15%	20%	25%	30%	35%	40%	45%	50%
48-50	30%	35%	40%	45%	50%	55%	60%	65%
45-47	45%	50%	55%	60%	65%	70%	75%	80%
36-44	60%	65%	70%	75%	80%	85%	90%	95%

Quoted delivery dates run from the date on which we receive your material. Excess fabric will not be returned or stored unless specifically requested in writing with your order; freight to be collect.

Ship-to address for COM/COL materials and memo samples varies by product line. Please consult individual product listings and look for these graphical keys for identifying the correct address.

**902 Only**

TUOHY Furniture Corporation  
 P1 Upholstery Receiving  
 42 Saint Albans Place  
 Chatfield, MN 55923



**Pleat, Draped, Melvin, Nora, Genevieve Guest Only**

TUOHY/Reaform Technologies  
 25 Worcester Rd  
 Toronto ON, M9W 1K9  
 Canada



**All Other Seating**

TUOHY Furniture Corporation  
 Upholstery Receiving Dept  
 1323 W 132nd St  
 Gardena, CA 90247



Please provide tagging information as needed for your project.

**UPHOLSTERY**

Fabric and leather upholsteries are graded into all pricing for seating products. Customers may choose from TUOHY Upholstery Lines, Partnership Programs, and, Customer's Own Material (COM) or Customer's Own Leather (COL).

TUOHY Standard Upholstery Lines: Use the following pricing grades for standard upholstery offerings:

Leather:	Lena	L1
Faux-Leather:	Silex	F3

COM/COL: TUOHY accepts COM fabrics and COL leathers for consideration on its products. To verify suitability of your selection, inquire with Customer Service for information from our Fabric Analysis Program. Upholsteries not listed in this program must be submitted for approval prior to acceptance of an order; submit a 12 x 12 sample prior to entering your order. Your purchase order must include an upholstery specification that has been approved by TUOHY.

All COM/COL requirements are based on whole pieces of material; split shipments are not allowed. We are not responsible for COM/COL upholstery wear, defects, or its appropriateness.

COL leather requirements are listed in square feet and based on hides that are 40 square feet or larger. For hides below 40 square feet add 15% to the footage requirements; for calf hides below 30 square feet add 30% to the footage requirements.

Our pricing includes labor for applying upholstery and is based on applying only one type of color way per item of furniture, with no specific relationship between the pattern or weave of the upholstery material and the configuration of the item of furniture.

A surcharge not to exceed 15% of the COM price will be added when vinyl is used and/or multiple upholsteries or colorways are applied to the same product. These circumstances may create the need for additional yardage; contact Customer Service for details prior to ordering.

If additional labor is required because of unique characteristics of the fabric, a special quote will be required.

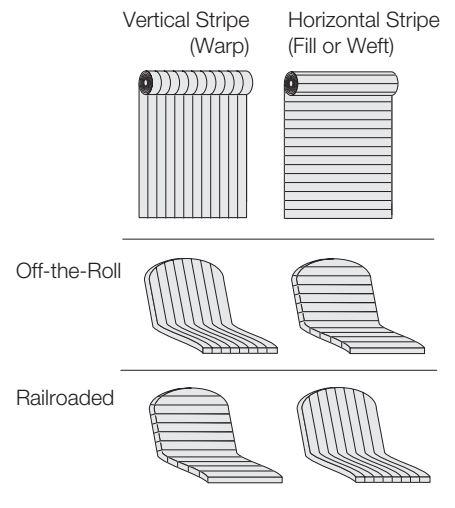
Fabric/vinyl yardage requirements and leather square footage requirements are shown throughout this price list. Fabric and vinyl requirements are based on upholstering one unit, using a single, continuous 54-in wide material, off-the-roll, with minimal (under 2-in) repeat in any direction. Inquire about lower per-unit yardage requirements on orders of more than one unit.

Verify whether individual product listings in this price schedule call for greater allowances for this additional yardage.

Patterned fabrics and vinyls may be railroaded on request but are subject to a surcharge and/or additional yardage requirements.

Seams will be required when the product application width is greater than the usable roll width, whether off-the-roll or railroaded.

**Table 1: Pattern Direction**



Fire Rating: All upholstered pieces pass Cal-117. For Cal-133 or Boston Fire, contact Customer Service at (507) 867-4280.

UPHOLSTERY (cont.)

Additional yardage may be required if roll width is less than 54 inches or a pattern requires matching due to repeat. The chart at right will be helpful as a general guide. Please confirm with our Customer Service Department on specifics regarding selections for your project.

Note that repeat is the sum of horizontal and vertical repeats; headings are listed in inches:

**Yardage and Grade Adjustments**





Roll Width	HORIZONTAL + VERTICAL PATTERN REPEAT							
	<2	2-10	11-20	21-25	26-30	31-35	36-40	41-45
54	0%	10%	15%	20%	25%	30%	35%	40%
51-53	15%	20%	25%	30%	35%	40%	45%	50%
48-50	30%	35%	40%	45%	50%	55%	60%	65%
45-47	45%	50%	55%	60%	65%	70%	75%	80%
36-44	60%	65%	70%	75%	80%	85%	90%	95%

Quoted delivery dates run from the date on which we receive your material. Excess fabric will not be returned or stored unless specifically requested in writing with your order; freight to be collect.

**Ship-To Addresses**

The destination for COM/COL materials and memo sample submissions varies by product line. Please consult individual product listings and look for these graphical keys for identifying the correct address.

Please provide tagging information as needed for your project.

	<p><b>COM/COL Materials:</b> TUOHY Furniture Corporation Upholstery Receiving Dept 1323 W 132nd St Gardena, CA 90247</p>	<p>All seating <u>except</u> 902, Draped, Pleat, Melvin, Nora, and Genevieve Guest</p>
	<p><b>Memo Samples:</b> TUOHY Furniture Corporation Memo Receiving Dept 1224 W 132nd St Gardena, CA 90247-1506</p>	
	<p><b>COM/COL Materials &amp; Memo Samples:</b> TUOHY Furniture Corporation P1 Upholstery Receiving 42 Saint Albans Place Chatfield, MN 55923-1457</p>	<p>902 All casegood fabric panels &amp; bench pads All conference table top inserts</p>
	<p><b>COM/COL Materials &amp; Memo Samples:</b> TUOHY/Realfarm Technologies 25 Worcester Rd Toronto ON, M9W 1K9 Canada</p>	<p>Draped, Pleat, Melvin, Nora, and Genevieve Guest</p>

902 High Back, Loop Arms  
Standard Option



Product Number	Dimensions	Fabric \$							Leather \$			
R902A	24.1w	COM	2188	F6	2395	F12	2596	COL	2517	L6	3477	
	18d	F1	2305	F7	2419	F13	2645	L1	2933	L7	3637	
	42.5-47h	F2	2319	F8	2447	F14	2699	L2	2997	L8	3829	
	19-23sh	F3	2335	F9	2479	F15	2760	L3	3093	L9	4085	
	27-31ah	F4	2353	F10	2514	F16	2830	L4	3189	L10	4373	
	1.75 yds, 32 sf	F5	2372	F11	2552	F17	2907	L5	3317	L11	4693	

902 Manager, Loop Arms  
Standard Option



R902B	24.1w	COM	2143	F6	2320	F12	2493	COL	2464	L6	3274
	18d	F1	2244	F7	2341	F13	2535	L1	2815	L7	3409
	36.5-40.5h	F2	2256	F8	2365	F14	2581	L2	2869	L8	3571
	19-23sh	F3	2269	F9	2392	F15	2634	L3	2950	L9	3787
	27-31ah	F4	2284	F10	2422	F16	2694	L4	3031	L10	4030
	1.5 yds, 27 sf	F5	2301	F11	2455	F17	2760	L5	3139	L11	4300

902 Manager, Adjustable Arms  
Standard Option



R902C	26w	COM	1861	F6	2038	F12	2211	COL	2140	L6	2950
	18d	F1	1962	F7	2059	F13	2253	L1	2491	L7	3085
	36.5-40.5h	F2	1974	F8	2083	F14	2299	L2	2545	L8	3247
	19-23sh	F3	1987	F9	2110	F15	2352	L3	2626	L9	3463
	27.5-34.5ah	F4	2002	F10	2140	F16	2412	L4	2707	L10	3706
	1.5 yds, 27 sf	F5	2019	F11	2173	F17	2478	L5	2815	L11	3976

902 Manager, No Arms  
Standard Option



R902D	20w	COM	1842	F6	2019	F12	2192	COL	2118	L6	2928
	18d	F1	1943	F7	2040	F13	2234	L1	2469	L7	3063
	36.5-40.5h	F2	1955	F8	2064	F14	2280	L2	2523	L8	3225
	19-23sh	F3	1968	F9	2091	F15	2333	L3	2604	L9	3441
		F4	1983	F10	2121	F16	2393	L4	2685	L10	3684
	1.5 yds, 27 sf	F5	2000	F11	2154	F17	2459	L5	2793	L11	3954

! Notes:

Loop Arms have an MPA Polished Aluminum finish.  
Adjustable arms are Black Plastic.  
Base is Black Plastic.

+ Options

For Polished Aluminum base, specify Option MPA; add \$238.  
For floor glides instead of casters, specify Option FG; no price change.  
For black arm caps specify option AC; add \$112.

Shipping address for COM/COL materials and memo samples:  
TUOHY Furniture Corporation, P1 Upholstery Receiving, 42 Saint Albans Place, Chatfield, MN 55923



Please provide tagging information as needed for your project.

IMPORTANT! Additional yardage may be required for fabrics less than 54 inches wide and/or having more than a nominal vertical repeat or pattern.  
Use the Additional Yardage (+YDG) requirements listed on page D3 to re-calculate the yardage or square footage needed for a given pattern.

Category	Pattern	Grade
Faux-Leather	Silex	F3
Leather	Lena	L1

	Product Number	Dimensions	Fabric \$							Leather \$			
902 High Back, Loop Arms Premium Option	R902AP	24.1w	COM	2942	F6	3149	F12	3350	COL	3383	L6	4343	
		18d	F1	3059	F7	3173	F13	3399	L1	3799	L7	4503	
		42.5-47h	F2	3073	F8	3201	F14	3453	L2	3863	L8	4695	
		19-23sh	F3	3089	F9	3233	F15	3514	L3	3959	L9	4951	
		27-31ah	F4	3107	F10	3268	F16	3584	L4	4055	L10	5239	
		1.75 yds, 32 sf	F5	3126	F11	3306	F17	3661	L5	4183	L11	5559	



902 Manager, Loop Arms Premium Option	R902BP	24.1w	COM	2897	F6	3074	F12	3247	COL	3332	L6	4142
		18d	F1	2998	F7	3095	F13	3289	L1	3683	L7	4277
		36.5-40.5h	F2	3010	F8	3119	F14	3335	L2	3737	L8	4439
		19-23sh	F3	3023	F9	3146	F15	3388	L3	3818	L9	4655
		27-31ah	F4	3038	F10	3176	F16	3448	L4	3899	L10	4898
		1.5 yds, 27 sf	F5	3055	F11	3209	F17	3514	L5	4007	L11	5168



902 Manager, No Arms Premium Option	R902DP	20w	COM	2380	F6	2557	F12	2730	COL	2737	L6	3547
		18d	F1	2481	F7	2578	F13	2772	L1	3088	L7	3682
		36.5-40.5h	F2	2493	F8	2602	F14	2818	L2	3142	L8	3844
		19-23sh	F3	2506	F9	2629	F15	2871	L3	3223	L9	4060
			F4	2521	F10	2659	F16	2931	L4	3304	L10	4303
		1.5 yds, 27 sf	F5	2538	F11	2692	F17	2997	L5	3412	L11	4573



! Notes:  
+ Options

For black arm caps specify option AC; add \$112.

Specify Base Finish:  
(MPA) Polished Aluminum  
(MRBZ) Bronze  
(MRB) Black  
(MRW) White

Specify Casters:  
Polished Aluminum  
Bronze  
Black  
White

Specify Mesh Backing:  
Black  
Coffee  
Natural  
Dolphin

Specify Arm Finish:  
(MPA) Polished Aluminum  
(MRBZ) Bronze  
(MRB) Black  
(MRW) White



Base: White  
Casters: White  
Mesh Backing: Black  
Arms: White

Base: Bronze  
Casters: Bronze  
Mesh Backing: Coffee  
Arms: Bronze

Base: Polished Aluminum  
Casters: Polished Aluminum  
Mesh Backing: Dolphin  
Arms: Polished Aluminum

Base: Black  
Casters: Black  
Mesh Backing: Natural  
Arms: Black

Shipping address for COM/COL materials and memo samples:  
TUOHY Furniture Corporation, P1 Upholstery Receiving, 42 Saint Albans Place, Chatfield, MN 55923



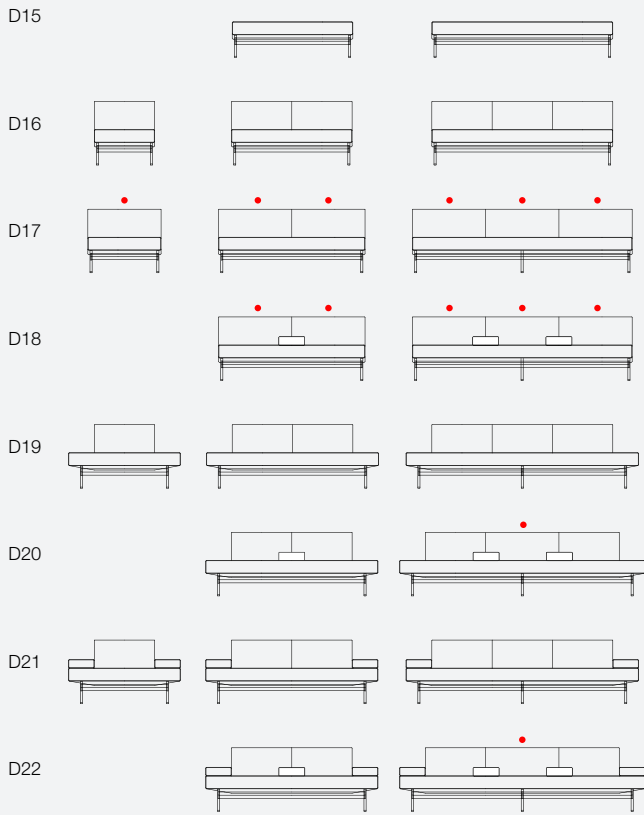
Please provide tagging information as needed for your project.

IMPORTANT! Additional yardage may be required for fabrics less than 54 inches wide and/or having more than a nominal vertical repeat or pattern. Use the Additional Yardage (+YDG) requirements listed on page D3 to re-calculate the yardage or square footage needed for a given pattern.

Category	Pattern	Grade
Faux-Leather	Silex	F3
Leather	Lena	L1

Lounges (Freestanding)

page

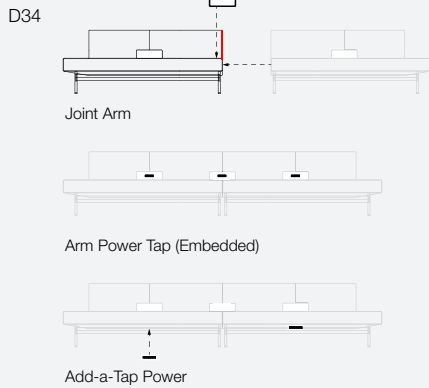


Red lines denote no upholstery detailing on back-ends that abut another section. Red dots ● denote 34-inch wide seat-back cushions.



Options

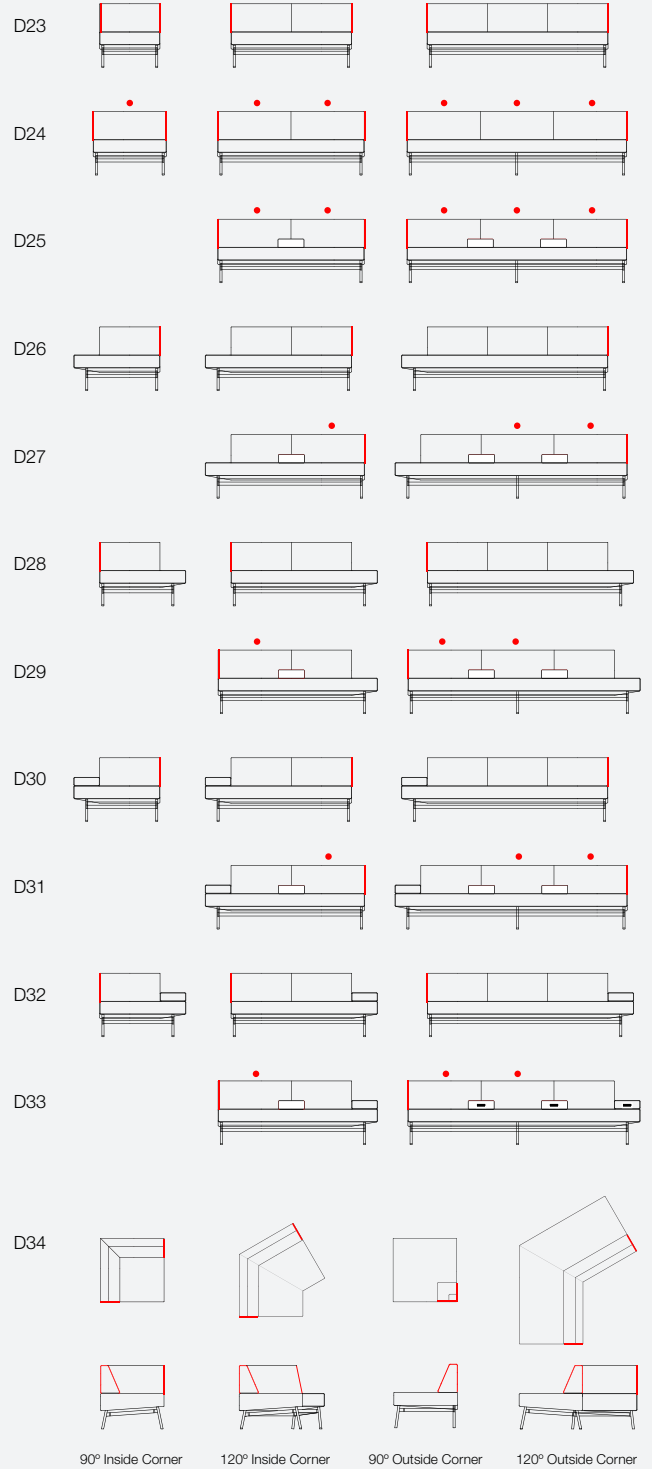
page



Note: The Joint Arm must be assigned to the open end of a lounge in its spec description. It will be fixed to that lounge and overlap an adjoining lounge.

Modular Units

page

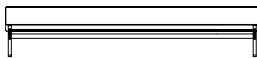


2-Seat Bench



Product No.	Dimensions	Fabric \$							Leather \$				
DMAA2...	56w	COM	5811	F6	6490	F12	7151	COL	6682	L6	9802		
	22d	F1	6196	F7	6570	F13	7312	L1	8034	L7	10322		
	16.5h	F2	6242	F8	6662	F14	7490	L2	8242	L8	10946		
	16.5sh	F3	6294	F9	6766	F15	7691	L3	8554	L9	11778		
	—	F4	6352	F10	6881	F16	7921	L4	8866	L10	12714		
	5.75 yds, 104 sf	F5	6415	F11	7007	F17	8174	L5	9282	L11	13754		
^													
Append suffix	for base color	add \$											
...MRB	Resin Black	+0											
...MRW	Resin White	+0											
...MRSA	Resin Satin Aluminum	+0											
...MBN	Brushed Nickel	+565											
...MPC	Polished Chrome	+1288											

3-Seat Bench



DMAA3...	84w	COM	7568	F6	8483	F12	9374	COL	8703	L6	12903
	22d	F1	8087	F7	8591	F13	9591	L1	10523	L7	13603
	16.5h	F2	8149	F8	8715	F14	9831	L2	10803	L8	14443
	16.5sh	F3	8219	F9	8855	F15	10102	L3	11223	L9	15563
	—	F4	8297	F10	9010	F16	10412	L4	11643	L10	16823
	7.75 yds, 140 sf	F5	8382	F11	9180	F17	10753	L5	12203	L11	18223
^											
Append suffix	for base color	add \$									
...MRB	Resin Black	+0									
...MRW	Resin White	+0									
...MRSA	Resin Satin Aluminum	+0									
...MBN	Brushed Nickel	+565									
...MPC	Polished Chrome	+1216									

Shipping address for COM/COL materials and memo samples:  
 TUOHY Furniture Corporation, Upholstery Receiving Dept, 1323 W 132nd St, Gardena, CA 90247



Please provide tagging information as needed for your project.

IMPORTANT! Additional yardage may be required for fabrics less than 54 inches wide and/or having more than a nominal vertical repeat or pattern. Use the Additional Yardage (+YDG) requirements listed on page D3 to re-calculate the yardage or square footage needed for a given pattern.

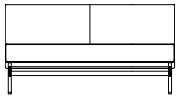
Category	Pattern	Grade
Faux-Leather	Silex	F3
Leather	Lena	L1

1-Seat Lounge



Product No.	Dimensions	Fabric \$							Leather \$			
DMAB1...	28w	COM	3422	F6	3806	F12	4179	COL	3935	L6	5705	
	29.5d	F1	3640	F7	3851	F13	4270	L1	4702	L7	6000	
	29.5h	F2	3666	F8	3903	F14	4371	L2	4820	L8	6354	
	16.5sh	F3	3695	F9	3962	F15	4485	L3	4997	L9	6826	
	—	F4	3728	F10	4027	F16	4615	L4	5174	L10	7357	
	3.25 yds, 59 sf	F5	3763	F11	4098	F17	4758	L5	5410	L11	7947	
^												
Append suffix	for base color	add \$										
...MRB	Resin Black	+0										
...MRW	Resin White	+0										
...MRSA	Resin Satin Aluminum	+0										
...MBN	Brushed Nickel	+608										
...MPC	Polished Chrome	+1216										

2-Seat Lounge



DMAB2...	56w	COM	4980	F6	5718	F12	6436	COL	5727	L6	9117
	29.5d	F1	5399	F7	5805	F13	6611	L1	7196	L7	9682
	29.5h	F2	5449	F8	5905	F14	6805	L2	7422	L8	10360
	16.5sh	F3	5505	F9	6018	F15	7024	L3	7761	L9	11264
	—	F4	5568	F10	6143	F16	7274	L4	8100	L10	12281
	6.25 yds, 113 sf	F5	5636	F11	6280	F17	7549	L5	8552	L11	13411
^											
Append suffix	for base color	add \$									
...MRB	Resin Black	+0									
...MRW	Resin White	+0									
...MRSA	Resin Satin Aluminum	+0									
...MBN	Brushed Nickel	+608									
...MPC	Polished Chrome	+1216									

3-Seat Lounge



DMAB3...	84w	COM	6345	F6	7437	F12	8500	COL	7296	L6	12306
	29.5d	F1	6965	F7	7566	F13	8759	L1	9467	L7	13141
	29.5h	F2	7039	F8	7714	F14	9046	L2	9801	L8	14143
	16.5sh	F3	7122	F9	7881	F15	9370	L3	10302	L9	15479
	—	F4	7215	F10	8066	F16	9740	L4	10803	L10	16982
	9.25 yds, 167 sf	F5	7316	F11	8269	F17	10147	L5	11471	L11	18652
^											
Append suffix	for base color	add \$									
...MRB	Resin Black	+0									
...MRW	Resin White	+0									
...MRSA	Resin Satin Aluminum	+0									
...MBN	Brushed Nickel	+608									
...MPC	Polished Chrome	+1216									

Shipping address for COM/COL materials and memo samples:  
TUOHY Furniture Corporation, Upholstery Receiving Dept, 1323 W 132nd St, Gardena, CA 90247

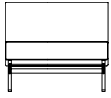
Please provide tagging information as needed for your project.



IMPORTANT! Additional yardage may be required for fabrics less than 54 inches wide and/or having more than a nominal vertical repeat or pattern.  
Use the Additional Yardage (+YDG) requirements listed on page D3 to re-calculate the yardage or square footage needed for a given pattern.

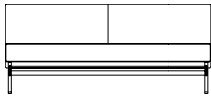
Category	Pattern	Grade
Faux-Leather	Silax	F3
Leather	Lena	L1

1-Seat Lounge XW



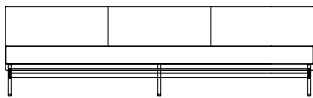
Product No.	Dimensions	Fabric \$						Leather \$					
DMAC1...	34w	COM	3830	F6	4302	F12	4762	COL	4405	L6	6565		
	29.5d	F1	4098	F7	4358	F13	4874	L1	5341	L7	6925		
	29.5h	F2	4130	F8	4422	F14	4998	L2	5485	L8	7357		
	16.5sh	F3	4166	F9	4494	F15	5138	L3	5701	L9	7933		
	—	F4	4206	F10	4574	F16	5298	L4	5917	L10	8581		
	4 yds, 72 sf	F5	4250	F11	4662	F17	5474	L5	6205	L11	9301		
^													
Append suffix	for base color	add \$											
...MRB	Resin Black	+0											
...MRW	Resin White	+0											
...MRSA	Resin Satin Aluminum	+0											
...MBN	Brushed Nickel	+608											
...MPC	Polished Chrome	+1216											

2-Seat Lounge XW



DMAC2...	68w	COM	5576	F6	6461	F12	7324	COL	6412	L6	10462
	29.5d	F1	6079	F7	6566	F13	7534	L1	8167	L7	11137
	29.5h	F2	6139	F8	6686	F14	7766	L2	8437	L8	11947
	16.5sh	F3	6206	F9	6821	F15	8029	L3	8842	L9	13027
	—	F4	6281	F10	6971	F16	8329	L4	9247	L10	14242
	7.5 yds, 135 sf	F5	6364	F11	7136	F17	8659	L5	9787	L11	15592
^											
Append suffix	for base color	add \$									
...MRB	Resin Black	+0									
...MRW	Resin White	+0									
...MRSA	Resin Satin Aluminum	+0									
...MBN	Brushed Nickel	+608									
...MPC	Polished Chrome	+1216									

3-Seat Lounge XW



DMAC3...	102w	COM	8157	F6	9396	F12	10604	COL	9381	L6	15051
	29.5d	F1	8861	F7	9543	F13	10898	L1	11838	L7	15996
	29.5h	F2	8945	F8	9711	F14	11223	L2	12216	L8	17130
	16.5sh	F3	9039	F9	9900	F15	11591	L3	12783	L9	18642
	—	F4	9144	F10	10110	F16	12011	L4	13350	L10	20343
	10.5 yds, 189 sf	F5	9260	F11	10341	F17	12473	L5	14106	L11	22233
^											
Append suffix	for base color	add \$									
...MRB	Resin Black	+0									
...MRW	Resin White	+0									
...MRSA	Resin Satin Aluminum	+0									
...MBN	Brushed Nickel	+608									
...MPC	Polished Chrome	+1216									

Shipping address for COM/COL materials and memo samples:  
 TUOHY Furniture Corporation, Upholstery Receiving Dept, 1323 W 132nd St, Gardena, CA 90247

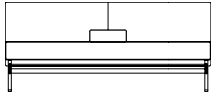
Please provide tagging information as needed for your project.



IMPORTANT! Additional yardage may be required for fabrics less than 54 inches wide and/or having more than a nominal vertical repeat or pattern. Use the Additional Yardage (+YDG) requirements listed on page D3 to re-calculate the yardage or square footage needed for a given pattern.

Category	Pattern	Grade
Faux-Leather	Silex	F3
Leather	Lena	L1

2-Seat Lounge +Arms

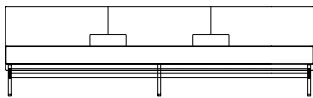


Product No.	Dimensions	Fabric \$							Leather \$			
DMAD2...	68w	COM	6039	F6	7042	F12	8020	COL	6945	L6	11535	
	29.5d	F1	6609	F7	7161	F13	8258	L1	8934	L7	12300	
	29.5h	F2	6677	F8	7297	F14	8521	L2	9240	L8	13218	
	16.5sh	F3	6753	F9	7450	F15	8819	L3	9699	L9	14442	
	20.5ah	F4	6838	F10	7620	F16	9159	L4	10158	L10	15819	
	8.5 yds, 153 sf	F5	6932	F11	7807	F17	9533	L5	10770	L11	17349	

^

Append suffix	for base color	add \$
...MRB	Resin Black	+0
...MRW	Resin White	+0
...MRSA	Resin Satin Aluminum	+0
...MBN	Brushed Nickel	+608
...MPC	Polished Chrome	+1216

3-Seat Lounge +Arms



Product No.	Dimensions	Fabric \$							Leather \$			
DMAD3...	102w	COM	9086	F6	10591	F12	12057	COL	10449	L6	17349	
	29.5d	F1	9940	F7	10769	F13	12414	L1	13439	L7	18499	
	29.5h	F2	10042	F8	10973	F14	12809	L2	13899	L8	19879	
	16.5sh	F3	10157	F9	11203	F15	13255	L3	14589	L9	21719	
	20.5ah	F4	10285	F10	11458	F16	13765	L4	15279	L10	23789	
	12.75 yds, 230 sf	F5	10425	F11	11738	F17	14326	L5	16199	L11	26089	

^

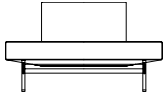
Append suffix	for base color	add \$
...MRB	Resin Black	+0
...MRW	Resin White	+0
...MRSA	Resin Satin Aluminum	+0
...MBN	Brushed Nickel	+608
...MPC	Polished Chrome	+1216

Shipping address for COM/COL materials and memo samples:  
TUOHY Furniture Corporation, Upholstery Receiving Dept, 1323 W 132nd St, Gardena, CA 90247

Please provide tagging information as needed for your project.



1-Seat Lounge XS



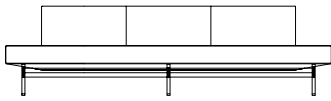
Product No.	Dimensions	Fabric \$							Leather \$				
DMAE1...	52w	COM	3477	F6	4215	F12	4933	COL	3998	L6	7388		
	29.5d	F1	3896	F7	4302	F13	5108	L1	5467	L7	7953		
	29.5h	F2	3946	F8	4402	F14	5302	L2	5693	L8	8631		
	16.5sh	F3	4002	F9	4515	F15	5521	L3	6032	L9	9535		
	—	F4	4065	F10	4640	F16	5771	L4	6371	L10	10552		
	6.25 yds, 113 sf	F5	4133	F11	4777	F17	6046	L5	6823	L11	11682		
^	Append suffix for base color		add \$										
...MRB	Resin Black	+0											
...MRW	Resin White	+0											
...MRSA	Resin Satin Aluminum	+0											
...MBN	Brushed Nickel	+608											
...MPC	Polished Chrome	+1216											

2-Seat Lounge XS



DMAE2...	80w	COM	5725	F6	6787	F12	7822	COL	6584	L6	11444
	29.5d	F1	6328	F7	6913	F13	8074	L1	8690	L7	12254
	29.5h	F2	6400	F8	7057	F14	8353	L2	9014	L8	13226
	16.5sh	F3	6481	F9	7219	F15	8668	L3	9500	L9	14522
	—	F4	6571	F10	7399	F16	9028	L4	9986	L10	15980
	9 yds, 162 sf	F5	6670	F11	7597	F17	9424	L5	10634	L11	17600
^	Append suffix for base color		add \$								
...MRB	Resin Black	+0									
...MRW	Resin White	+0									
...MRSA	Resin Satin Aluminum	+0									
...MBN	Brushed Nickel	+608									
...MPC	Polished Chrome	+1216									

3-Seat Lounge XS



DMAE3...	108w	COM	8194	F6	9610	F12	10990	COL	9424	L6	15904
	29.5d	F1	8998	F7	9778	F13	11326	L1	12232	L7	16984
	29.5h	F2	9094	F8	9970	F14	11698	L2	12664	L8	18280
	16.5sh	F3	9202	F9	10186	F15	12118	L3	13312	L9	20008
	—	F4	9322	F10	10426	F16	12598	L4	13960	L10	21952
	12 yds, 216 sf	F5	9454	F11	10690	F17	13126	L5	14824	L11	24112
^	Append suffix for base color		add \$								
...MRB	Resin Black	+0									
...MRW	Resin White	+0									
...MRSA	Resin Satin Aluminum	+0									
...MBN	Brushed Nickel	+608									
...MPC	Polished Chrome	+1216									

Shipping address for COM/COL materials and memo samples:  
TUOHY Furniture Corporation, Upholstery Receiving Dept, 1323 W 132nd St, Gardena, CA 90247

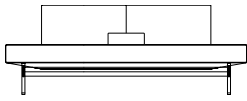
Please provide tagging information as needed for your project.



IMPORTANT! Additional yardage may be required for fabrics less than 54 inches wide and/or having more than a nominal vertical repeat or pattern. Use the Additional Yardage (+YDG) requirements listed on page D3 to re-calculate the yardage or square footage needed for a given pattern.

Category	Pattern	Grade
Faux-Leather	Silex	F3
Leather	Lena	L1

2-Seat Lounge XS +Arms

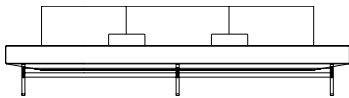


Product No.	Dimensions	Fabric \$							Leather \$			
DMAF2...	80w	COM	6465	F6	7586	F12	8679	COL	7435	L6	12565	
	29.5d	F1	7102	F7	7719	F13	8945	L1	9658	L7	13420	
	29.5h	F2	7178	F8	7871	F14	9239	L2	10000	L8	14446	
	16.5sh	F3	7263	F9	8042	F15	9572	L3	10513	L9	15814	
	20.5ah	F4	7358	F10	8232	F16	9952	L4	11026	L10	17353	
	9.5 yds, 171 sf	F5	7463	F11	8441	F17	10370	L5	11710	L11	19063	

^

Append suffix	for base color	add \$
...MRB	Resin Black	+0
...MRW	Resin White	+0
...MRSA	Resin Satin Aluminum	+0
...MBN	Brushed Nickel	+608
...MPC	Polished Chrome	+1216

3-Seat Lounge XS +Arms



Product No.	Dimensions	Fabric \$							Leather \$			
DMAF3...	114w	COM	9422	F6	10956	F12	12451	COL	10835	L6	17855	
	29.5d	F1	10293	F7	11138	F13	12815	L1	13877	L7	19025	
	29.5h	F2	10397	F8	11346	F14	13218	L2	14345	L8	20429	
	16.5sh	F3	10514	F9	11580	F15	13673	L3	15047	L9	22301	
	20.5ah	F4	10644	F10	11840	F16	14193	L4	15749	L10	24407	
	13 yds, 234 sf	F5	10787	F11	12126	F17	14765	L5	16685	L11	26747	

^

Append suffix	for base color	add \$
...MRB	Resin Black	+0
...MRW	Resin White	+0
...MRSA	Resin Satin Aluminum	+0
...MBN	Brushed Nickel	+608
...MPC	Polished Chrome	+1216

Shipping address for COM/COL materials and memo samples:  
TUOHY Furniture Corporation, Upholstery Receiving Dept, 1323 W 132nd St, Gardena, CA 90247

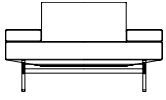


Please provide tagging information as needed for your project.

IMPORTANT! Additional yardage may be required for fabrics less than 54 inches wide and/or having more than a nominal vertical repeat or pattern. Use the Additional Yardage (+YDG) requirements listed on page D3 to re-calculate the yardage or square footage needed for a given pattern.

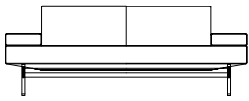
Category	Pattern	Grade
Faux-Leather	Silex	F3
Leather	Lena	L1

1-Seat Lounge XA



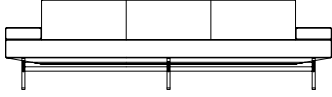
Product No.	Dimensions	Fabric \$							Leather \$				
DMAG1...	52w	COM	4491	F6	5170	F12	5831	COL	5165	L6	8285		
	29.5d	F1	4876	F7	5250	F13	5992	L1	6517	L7	8805		
	29.5h	F2	4922	F8	5342	F14	6170	L2	6725	L8	9429		
	16.5sh	F3	4974	F9	5446	F15	6371	L3	7037	L9	10261		
	20.5ah	F4	5032	F10	5561	F16	6601	L4	7349	L10	11197		
	5.75 yds, 104 sf	F5	5095	F11	5687	F17	6854	L5	7765	L11	12237		
^	Append suffix for base color				add \$								
...MRB	Resin Black				+0								
...MRW	Resin White				+0								
...MRSA	Resin Satin Aluminum				+0								
...MBN	Brushed Nickel				+608								
...MPC	Polished Chrome				+1216								

2-Seat Lounge XA



DMAG2...	80w	COM	6871	F6	7874	F12	8852	COL	7902	L6	12492
	29.5d	F1	7441	F7	7993	F13	9090	L1	9891	L7	13257
	29.5h	F2	7509	F8	8129	F14	9353	L2	10197	L8	14175
	16.5sh	F3	7585	F9	8282	F15	9651	L3	10656	L9	15399
	20.5ah	F4	7670	F10	8452	F16	9991	L4	11115	L10	16776
	8.5 yds, 153 sf	F5	7764	F11	8639	F17	10365	L5	11727	L11	18306
^	Append suffix for base color				add \$						
...MRB	Resin Black				+0						
...MRW	Resin White				+0						
...MRSA	Resin Satin Aluminum				+0						
...MBN	Brushed Nickel				+608						
...MPC	Polished Chrome				+1216						

3-Seat Lounge XA



DMAG3...	108w	COM	9461	F6	10818	F12	12141	COL	10880	L6	17090
	29.5d	F1	10232	F7	10979	F13	12463	L1	13571	L7	18125
	29.5h	F2	10324	F8	11163	F14	12819	L2	13985	L8	19367
	16.5sh	F3	10427	F9	11370	F15	13222	L3	14606	L9	21023
	20.5ah	F4	10542	F10	11600	F16	13682	L4	15227	L10	22886
	11.5 yds, 207 sf	F5	10669	F11	11853	F17	14188	L5	16055	L11	24956
^	Append suffix for base color				add \$						
...MRB	Resin Black				+0						
...MRW	Resin White				+0						
...MRSA	Resin Satin Aluminum				+0						
...MBN	Brushed Nickel				+608						
...MPC	Polished Chrome				+1216						

Shipping address for COM/COL materials and memo samples:  
TUOHY Furniture Corporation, Upholstery Receiving Dept, 1323 W 132nd St, Gardena, CA 90247

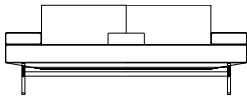
Please provide tagging information as needed for your project.



IMPORTANT! Additional yardage may be required for fabrics less than 54 inches wide and/or having more than a nominal vertical repeat or pattern. Use the Additional Yardage (+YDG) requirements listed on page D3 to re-calculate the yardage or square footage needed for a given pattern.

Category	Pattern	Grade
Faux-Leather	Silex	F3
Leather	Lena	L1

2-Seat Lounge XA +Arms

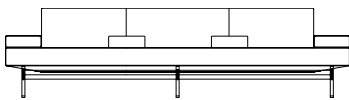


Product No.	Dimensions	Fabric \$							Leather \$			
DMAH2...	80w	COM	7392	F6	8631	F12	9839	COL	8501	L6	14171	
	29.5d	F1	8096	F7	8778	F13	10133	L1	10958	L7	15116	
	29.5h	F2	8180	F8	8946	F14	10458	L2	11336	L8	16250	
	16.5sh	F3	8274	F9	9135	F15	10826	L3	11903	L9	17762	
	20.5ah	F4	8379	F10	9345	F16	11246	L4	12470	L10	19463	
	10.5 yds, 189 sf	F5	8495	F11	9576	F17	11708	L5	13226	L11	21353	

^

Append suffix	for base color	add \$
...MRB	Resin Black	+0
...MRW	Resin White	+0
...MRSA	Resin Satin Aluminum	+0
...MBN	Brushed Nickel	+608
...MPC	Polished Chrome	+1216

3-Seat Lounge XA +Arms



Product No.	Dimensions	Fabric \$							Leather \$			
DMAH3...	114w	COM	9097	F6	10749	F12	12359	COL	10462	L6	18022	
	29.5d	F1	10035	F7	10945	F13	12751	L1	13738	L7	19282	
	29.5h	F2	10147	F8	11169	F14	13185	L2	14242	L8	20794	
	16.5sh	F3	10273	F9	11421	F15	13675	L3	14998	L9	22810	
	20.5ah	F4	10413	F10	11701	F16	14235	L4	15754	L10	25078	
	14 yds, 252 sf	F5	10567	F11	12009	F17	14851	L5	16762	L11	27598	

^

Append suffix	for base color	add \$
...MRB	Resin Black	+0
...MRW	Resin White	+0
...MRSA	Resin Satin Aluminum	+0
...MBN	Brushed Nickel	+608
...MPC	Polished Chrome	+1216

Shipping address for COM/COL materials and memo samples:  
TUOHY Furniture Corporation, Upholstery Receiving Dept, 1323 W 132nd St, Gardena, CA 90247



Please provide tagging information as needed for your project.

IMPORTANT! Additional yardage may be required for fabrics less than 54 inches wide and/or having more than a nominal vertical repeat or pattern. Use the Additional Yardage (+YDG) requirements listed on page D3 to re-calculate the yardage or square footage needed for a given pattern.

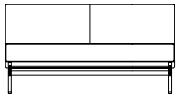
Category	Pattern	Grade
Faux-Leather	Silex	F3
Leather	Lena	L1

1-Seat Module



Product No.	Dimensions	Fabric \$							Leather \$			
DMBJ1...	28w	COM	3839	F6	4223	F12	4596	COL	4414	L6	6184	
	29.5d	F1	4057	F7	4268	F13	4687	L1	5181	L7	6479	
	29.5h	F2	4083	F8	4320	F14	4788	L2	5299	L8	6833	
	16.5sh	F3	4112	F9	4379	F15	4902	L3	5476	L9	7305	
	—	F4	4145	F10	4444	F16	5032	L4	5653	L10	7836	
	3.25 yds, 59 sf	F5	4180	F11	4515	F17	5175	L5	5889	L11	8426	
^		Append suffix for base color		add \$								
	...MRB	Resin Black	+0									
	...MRW	Resin White	+0									
	...MRSA	Resin Satin Aluminum	+0									
	...MBN	Brushed Nickel	+608									
	...MPC	Polished Chrome	+1216									

2-Seat Module



DMBJ2...	56w	COM	4929	F6	5667	F12	6385	COL	5668	L6	9058
	29.5d	F1	5348	F7	5754	F13	6560	L1	7137	L7	9623
	29.5h	F2	5398	F8	5854	F14	6754	L2	7363	L8	10301
	16.5sh	F3	5454	F9	5967	F15	6973	L3	7702	L9	11205
	—	F4	5517	F10	6092	F16	7223	L4	8041	L10	12222
	6.25 yds, 113 sf	F5	5585	F11	6229	F17	7498	L5	8493	L11	13352
^		Append suffix for base color		add \$							
	...MRB	Resin Black	+0								
	...MRW	Resin White	+0								
	...MRSA	Resin Satin Aluminum	+0								
	...MBN	Brushed Nickel	+608								
	...MPC	Polished Chrome	+1216								

3-Seat Module



DMBJ3...	84w	COM	6292	F6	7384	F12	8447	COL	7236	L6	12246
	29.5d	F1	6912	F7	7513	F13	8706	L1	9407	L7	13081
	29.5h	F2	6986	F8	7661	F14	8993	L2	9741	L8	14083
	16.5sh	F3	7069	F9	7828	F15	9317	L3	10242	L9	15419
	—	F4	7162	F10	8013	F16	9687	L4	10743	L10	16922
	9.25 yds, 167 sf	F5	7263	F11	8216	F17	10094	L5	11411	L11	18592
^		Append suffix for base color		add \$							
	...MRB	Resin Black	+0								
	...MRW	Resin White	+0								
	...MRSA	Resin Satin Aluminum	+0								
	...MBN	Brushed Nickel	+608								
	...MPC	Polished Chrome	+1216								

Shipping address for COM/COL materials and memo samples:  
TUOHY Furniture Corporation, Upholstery Receiving Dept, 1323 W 132nd St, Gardena, CA 90247

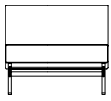
Please provide tagging information as needed for your project.



IMPORTANT! Additional yardage may be required for fabrics less than 54 inches wide and/or having more than a nominal vertical repeat or pattern.  
Use the Additional Yardage (+YDG) requirements listed on page D3 to re-calculate the yardage or square footage needed for a given pattern.

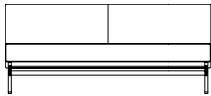
Category	Pattern	Grade
Faux-Leather	Silex	F3
Leather	Lena	L1

1-Seat Module XW



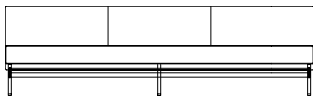
Product No.	Dimensions	Fabric \$						Leather \$					
DMBK1...	34w	COM	3782	F6	4254	F12	4714	COL	4349	L6	6509		
	29.5d	F1	4050	F7	4310	F13	4826	L1	5285	L7	6869		
	29.5h	F2	4082	F8	4374	F14	4950	L2	5429	L8	7301		
	16.5sh	F3	4118	F9	4446	F15	5090	L3	5645	L9	7877		
	—	F4	4158	F10	4526	F16	5250	L4	5861	L10	8525		
	4 yds, 72 sf	F5	4202	F11	4614	F17	5426	L5	6149	L11	9245		
^													
Append suffix	for base color	add \$											
...MRB	Resin Black	+0											
...MRW	Resin White	+0											
...MRSA	Resin Satin Aluminum	+0											
...MBN	Brushed Nickel	+608											
...MPC	Polished Chrome	+1216											

2-Seat Module XW



DMBK2...	68w	COM	5522	F6	6407	F12	7270	COL	6350	L6	10400
	29.5d	F1	6025	F7	6512	F13	7480	L1	8105	L7	11075
	29.5h	F2	6085	F8	6632	F14	7712	L2	8375	L8	11885
	16.5sh	F3	6152	F9	6767	F15	7975	L3	8780	L9	12965
	—	F4	6227	F10	6917	F16	8275	L4	9185	L10	14180
	7.5 yds, 135 sf	F5	6310	F11	7082	F17	8605	L5	9725	L11	15530
^											
Append suffix	for base color	add \$									
...MRB	Resin Black	+0									
...MRW	Resin White	+0									
...MRSA	Resin Satin Aluminum	+0									
...MBN	Brushed Nickel	+608									
...MPC	Polished Chrome	+1216									

3-Seat Module XW



DMBK3...	102w	COM	8106	F6	9345	F12	10553	COL	9322	L6	14992
	29.5d	F1	8810	F7	9492	F13	10847	L1	11779	L7	15937
	29.5h	F2	8894	F8	9660	F14	11172	L2	12157	L8	17071
	16.5sh	F3	8988	F9	9849	F15	11540	L3	12724	L9	18583
	—	F4	9093	F10	10059	F16	11960	L4	13291	L10	20284
	10.5 yds, 189 sf	F5	9209	F11	10290	F17	12422	L5	14047	L11	22174
^											
Append suffix	for base color	add \$									
...MRB	Resin Black	+0									
...MRW	Resin White	+0									
...MRSA	Resin Satin Aluminum	+0									
...MBN	Brushed Nickel	+608									
...MPC	Polished Chrome	+1216									

Shipping address for COM/COL materials and memo samples:  
TUOHY Furniture Corporation, Upholstery Receiving Dept, 1323 W 132nd St, Gardena, CA 90247

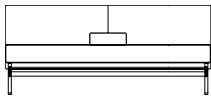


Please provide tagging information as needed for your project.

IMPORTANT! Additional yardage may be required for fabrics less than 54 inches wide and/or having more than a nominal vertical repeat or pattern. Use the Additional Yardage (+YDG) requirements listed on page D3 to re-calculate the yardage or square footage needed for a given pattern.

Category	Pattern	Grade
Faux-Leather	Silex	F3
Leather	Lena	L1

2-Seat Module +Arms

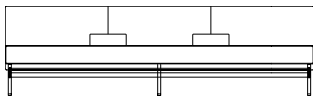


Product No.	Dimensions	Fabric \$							Leather \$			
DMBL2...	68w	COM	7061	F6	8064	F12	9042	COL	8121	L6	12711	
	29.5d	F1	7631	F7	8183	F13	9280	L1	10110	L7	13476	
	29.5h	F2	7699	F8	8319	F14	9543	L2	10416	L8	14394	
	16.5sh	F3	7775	F9	8472	F15	9841	L3	10875	L9	15618	
	20.5ah	F4	7860	F10	8642	F16	10181	L4	11334	L10	16995	
	8.5 yds, 153 sf	F5	7954	F11	8829	F17	10555	L5	11946	L11	18525	

^

Append suffix	for base color	add \$
...MRB	Resin Black	+0
...MRW	Resin White	+0
...MRSA	Resin Satin Aluminum	+0
...MBN	Brushed Nickel	+608
...MPC	Polished Chrome	+1216

3-Seat Module +Arms



DMBL3...	102w	COM	9468	F6	10978	F12	12450	COL	10889	L6	17819
	29.5d	F1	10326	F7	11158	F13	12809	L1	13892	L7	18974
	29.5h	F2	10428	F8	11362	F14	13206	L2	14354	L8	20360
	16.5sh	F3	10543	F9	11593	F15	13654	L3	15047	L9	22208
	20.5ah	F4	10671	F10	11849	F16	14166	L4	15740	L10	24287
	12.8 yds, 231 sf	F5	10812	F11	12130	F17	14729	L5	16664	L11	26597

^

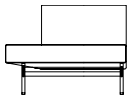
Append suffix	for base color	add \$
...MRB	Resin Black	+0
...MRW	Resin White	+0
...MRSA	Resin Satin Aluminum	+0
...MBN	Brushed Nickel	+608
...MPC	Polished Chrome	+1216

Shipping address for COM/COL materials and memo samples:  
TUOHY Furniture Corporation, Upholstery Receiving Dept, 1323 W 132nd St, Gardena, CA 90247

Please provide tagging information as needed for your project.

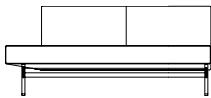


1-Seat Module XS/L



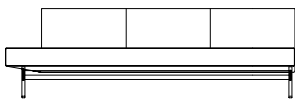
Product No.	Dimensions	Fabric \$							Leather \$			
DMBM1...	40w	COM	4032	F6	4622	F12	5197	COL	4637	L6	7337	
	29.5d	F1	4367	F7	4692	F13	5337	L1	5807	L7	7787	
	29.5h	F2	4407	F8	4772	F14	5492	L2	5987	L8	8327	
	16.5sh	F3	4452	F9	4862	F15	5667	L3	6257	L9	9047	
	—	F4	4502	F10	4962	F16	5867	L4	6527	L10	9857	
	5 yds, 90 sf	F5	4557	F11	5072	F17	6087	L5	6887	L11	10757	
^	Append suffix for base color		add \$									
...MRB	Resin Black	+0										
...MRW	Resin White	+0										
...MRSA	Resin Satin Aluminum	+0										
...MBN	Brushed Nickel	+608										
...MPC	Polished Chrome	+1216										

2-Seat Module XS/L



DMBM2...	68w	COM	5934	F6	6760	F12	7565	COL	6824	L6	10604
	29.5d	F1	6403	F7	6858	F13	7761	L1	8462	L7	11234
	29.5h	F2	6459	F8	6970	F14	7978	L2	8714	L8	11990
	16.5sh	F3	6522	F9	7096	F15	8223	L3	9092	L9	12998
	—	F4	6592	F10	7236	F16	8503	L4	9470	L10	14132
	7 yds, 126 sf	F5	6669	F11	7390	F17	8811	L5	9974	L11	15392
^	Append suffix for base color		add \$								
...MRB	Resin Black	+0									
...MRW	Resin White	+0									
...MRSA	Resin Satin Aluminum	+0									
...MBN	Brushed Nickel	+608									
...MPC	Polished Chrome	+1216									

3-Seat Module XS/L



DMBM3...	96w	COM	6925	F6	8105	F12	9255	COL	7963	L6	13363
	29.5d	F1	7595	F7	8245	F13	9535	L1	10303	L7	14263
	29.5h	F2	7675	F8	8405	F14	9845	L2	10663	L8	15343
	16.5sh	F3	7765	F9	8585	F15	10195	L3	11203	L9	16783
	—	F4	7865	F10	8785	F16	10595	L4	11743	L10	18403
	10 yds, 180 sf	F5	7975	F11	9005	F17	11035	L5	12463	L11	20203
^	Append suffix for base color		add \$								
...MRB	Resin Black	+0									
...MRW	Resin White	+0									
...MRSA	Resin Satin Aluminum	+0									
...MBN	Brushed Nickel	+608									
...MPC	Polished Chrome	+1216									

Shipping address for COM/COL materials and memo samples:  
TUOHY Furniture Corporation, Upholstery Receiving Dept, 1323 W 132nd St, Gardena, CA 90247

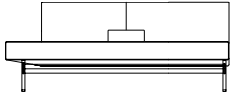
Please provide tagging information as needed for your project.



IMPORTANT! Additional yardage may be required for fabrics less than 54 inches wide and/or having more than a nominal vertical repeat or pattern. Use the Additional Yardage (+YDG) requirements listed on page D3 to re-calculate the yardage or square footage needed for a given pattern.

Category	Pattern	Grade
Faux-Leather	Silex	F3
Leather	Lena	L1

2-Seat Module XS/L +Arms

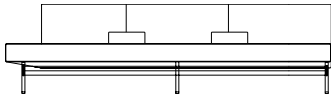


Product No.	Dimensions	Fabric \$							Leather \$			
DMBN2...	74w	COM	7039	F6	8101	F12	9136	COL	8096	L6	12956	
	29.5d	F1	7642	F7	8227	F13	9388	L1	10202	L7	13766	
	29.5h	F2	7714	F8	8371	F14	9667	L2	10526	L8	14738	
	16.5sh	F3	7795	F9	8533	F15	9982	L3	11012	L9	16034	
	20.5ah	F4	7885	F10	8713	F16	10342	L4	11498	L10	17492	
	9 yds, 162 sf	F5	7984	F11	8911	F17	10738	L5	12146	L11	19112	

^

Append suffix	for base color	add \$
...MRB	Resin Black	+0
...MRW	Resin White	+0
...MRSA	Resin Satin Aluminum	+0
...MBN	Brushed Nickel	+608
...MPC	Polished Chrome	+1216

3-Seat Module XS/L +Arms



Product No.	Dimensions	Fabric \$							Leather \$			
DMBN3...	108w	COM	9242	F6	10658	F12	12038	COL	10628	L6	17108	
	29.5d	F1	10046	F7	10826	F13	12374	L1	13436	L7	18188	
	29.5h	F2	10142	F8	11018	F14	12746	L2	13868	L8	19484	
	16.5sh	F3	10250	F9	11234	F15	13166	L3	14516	L9	21212	
	20.5ah	F4	10370	F10	11474	F16	13646	L4	15164	L10	23156	
	12 yds, 216 sf	F5	10502	F11	11738	F17	14174	L5	16028	L11	25316	

^

Append suffix	for base color	add \$
...MRB	Resin Black	+0
...MRW	Resin White	+0
...MRSA	Resin Satin Aluminum	+0
...MBN	Brushed Nickel	+608
...MPC	Polished Chrome	+1216

Shipping address for COM/COL materials and memo samples:  
TUOHY Furniture Corporation, Upholstery Receiving Dept, 1323 W 132nd St, Gardena, CA 90247

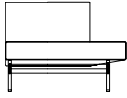


Please provide tagging information as needed for your project.

IMPORTANT! Additional yardage may be required for fabrics less than 54 inches wide and/or having more than a nominal vertical repeat or pattern. Use the Additional Yardage (+YDG) requirements listed on page D3 to re-calculate the yardage or square footage needed for a given pattern.

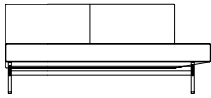
Category	Pattern	Grade
Faux-Leather	Silex	F3
Leather	Lena	L1

1-Seat Module XS/R



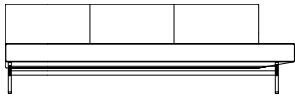
Product No.	Dimensions	Fabric \$							Leather \$				
DMBP1...	40w	COM	4032	F6	4622	F12	5197	COL	4637	L6	7337		
	29.5d	F1	4367	F7	4692	F13	5337	L1	5807	L7	7787		
	29.5h	F2	4407	F8	4772	F14	5492	L2	5987	L8	8327		
	16.5sh	F3	4452	F9	4862	F15	5667	L3	6257	L9	9047		
	—	F4	4502	F10	4962	F16	5867	L4	6527	L10	9857		
	5 yds, 90 sf	F5	4557	F11	5072	F17	6087	L5	6887	L11	10757		
^	Append suffix for base color		add \$										
...MRB	Resin Black	+0											
...MRW	Resin White	+0											
...MRSA	Resin Satin Aluminum	+0											
...MBN	Brushed Nickel	+608											
...MPC	Polished Chrome	+1216											

2-Seat Module XS/R



DMBP2...	68w	COM	5934	F6	6760	F12	7565	COL	6824	L6	10604
	29.5d	F1	6403	F7	6858	F13	7761	L1	8462	L7	11234
	29.5h	F2	6459	F8	6970	F14	7978	L2	8714	L8	11990
	16.5sh	F3	6522	F9	7096	F15	8223	L3	9092	L9	12998
	—	F4	6592	F10	7236	F16	8503	L4	9470	L10	14132
	7 yds, 126 sf	F5	6669	F11	7390	F17	8811	L5	9974	L11	15392
^	Append suffix for base color		add \$								
...MRB	Resin Black	+0									
...MRW	Resin White	+0									
...MRSA	Resin Satin Aluminum	+0									
...MBN	Brushed Nickel	+608									
...MPC	Polished Chrome	+1216									

3-Seat Module XS/R



DMBP3...	96w	COM	6925	F6	8105	F12	9255	COL	7963	L6	13363
	29.5d	F1	7595	F7	8245	F13	9535	L1	10303	L7	14263
	29.5h	F2	7675	F8	8405	F14	9845	L2	10663	L8	15343
	16.5sh	F3	7765	F9	8585	F15	10195	L3	11203	L9	16783
	—	F4	7865	F10	8785	F16	10595	L4	11743	L10	18403
	10 yds, 180 sf	F5	7975	F11	9005	F17	11035	L5	12463	L11	20203
^	Append suffix for base color		add \$								
...MRB	Resin Black	+0									
...MRW	Resin White	+0									
...MRSA	Resin Satin Aluminum	+0									
...MBN	Brushed Nickel	+608									
...MPC	Polished Chrome	+1216									

Shipping address for COM/COL materials and memo samples:  
 TUOHY Furniture Corporation, Upholstery Receiving Dept, 1323 W 132nd St, Gardena, CA 90247

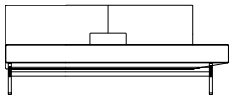


Please provide tagging information as needed for your project.

IMPORTANT! Additional yardage may be required for fabrics less than 54 inches wide and/or having more than a nominal vertical repeat or pattern. Use the Additional Yardage (+YDG) requirements listed on page D3 to re-calculate the yardage or square footage needed for a given pattern.

Category	Pattern	Grade
Faux-Leather	Silex	F3
Leather	Lena	L1

2-Seat Module XS/R +Arms

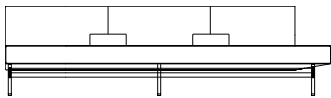


Product No.	Dimensions	Fabric \$							Leather \$			
DMBQ2...	74w	COM	7039	F6	8101	F12	9136	COL	8096	L6	12956	
	29.5d	F1	7642	F7	8227	F13	9388	L1	10202	L7	13766	
	29.5h	F2	7714	F8	8371	F14	9667	L2	10526	L8	14738	
	16.5sh	F3	7795	F9	8533	F15	9982	L3	11012	L9	16034	
	20.5ah	F4	7885	F10	8713	F16	10342	L4	11498	L10	17492	
	9 yds, 162 sf	F5	7984	F11	8911	F17	10738	L5	12146	L11	19112	

^

Append suffix	for base color	add \$
...MRB	Resin Black	+0
...MRW	Resin White	+0
...MRSA	Resin Satin Aluminum	+0
...MBN	Brushed Nickel	+608
...MPC	Polished Chrome	+1216

3-Seat Module XS/R +Arms



Product No.	Dimensions	Fabric \$							Leather \$			
DMBQ3...	108w	COM	9242	F6	10658	F12	12038	COL	10628	L6	17108	
	29.5d	F1	10046	F7	10826	F13	12374	L1	13436	L7	18188	
	29.5h	F2	10142	F8	11018	F14	12746	L2	13868	L8	19484	
	16.5sh	F3	10250	F9	11234	F15	13166	L3	14516	L9	21212	
	20.5ah	F4	10370	F10	11474	F16	13646	L4	15164	L10	23156	
	12 yds, 216 sf	F5	10502	F11	11738	F17	14174	L5	16028	L11	25316	

^

Append suffix	for base color	add \$
...MRB	Resin Black	+0
...MRW	Resin White	+0
...MRSA	Resin Satin Aluminum	+0
...MBN	Brushed Nickel	+608
...MPC	Polished Chrome	+1216

Shipping address for COM/COL materials and memo samples:  
TUOHY Furniture Corporation, Upholstery Receiving Dept, 1323 W 132nd St, Gardena, CA 90247

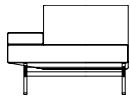


Please provide tagging information as needed for your project.

IMPORTANT! Additional yardage may be required for fabrics less than 54 inches wide and/or having more than a nominal vertical repeat or pattern. Use the Additional Yardage (+YDG) requirements listed on page D3 to re-calculate the yardage or square footage needed for a given pattern.

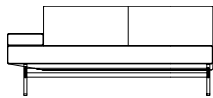
Category	Pattern	Grade
Faux-Leather	Silex	F3
Leather	Lena	L1

1-Seat Module XA/L



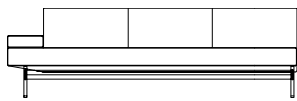
Product No.	Dimensions	Fabric \$							Leather \$			
DMBR1...	40w	COM	4346	F6	4995	F12	5628	COL	4998	L6	7968	
	29.5d	F1	4715	F7	5072	F13	5782	L1	6285	L7	8463	
	29.5h	F2	4759	F8	5160	F14	5952	L2	6483	L8	9057	
	16.5sh	F3	4808	F9	5259	F15	6145	L3	6780	L9	9849	
	20.5ah	F4	4863	F10	5369	F16	6365	L4	7077	L10	10740	
	5.5 yds, 99 sf	F5	4924	F11	5490	F17	6607	L5	7473	L11	11730	
^	Append suffix for base color		add \$									
...MRB	Resin Black	+0										
...MRW	Resin White	+0										
...MRSA	Resin Satin Aluminum	+0										
...MBN	Brushed Nickel	+608										
...MPC	Polished Chrome	+1216										

2-Seat Module XA/L



DMBR2...	68w	COM	6309	F6	7135	F12	7940	COL	7256	L6	11036
	29.5d	F1	6778	F7	7233	F13	8136	L1	8894	L7	11666
	29.5h	F2	6834	F8	7345	F14	8353	L2	9146	L8	12422
	16.5sh	F3	6897	F9	7471	F15	8598	L3	9524	L9	13430
	20.5ah	F4	6967	F10	7611	F16	8878	L4	9902	L10	14564
	7 yds, 126 sf	F5	7044	F11	7765	F17	9186	L5	10406	L11	15824
^	Append suffix for base color		add \$								
...MRB	Resin Black	+0									
...MRW	Resin White	+0									
...MRSA	Resin Satin Aluminum	+0									
...MBN	Brushed Nickel	+608									
...MPC	Polished Chrome	+1216									

3-Seat Module XA/L



DMBR3...	96w	COM	7389	F6	8569	F12	9719	COL	8498	L6	13898
	29.5d	F1	8059	F7	8709	F13	9999	L1	10838	L7	14798
	29.5h	F2	8139	F8	8869	F14	10309	L2	11198	L8	15878
	16.5sh	F3	8229	F9	9049	F15	10659	L3	11738	L9	17318
	20.5ah	F4	8329	F10	9249	F16	11059	L4	12278	L10	18938
	10 yds, 180 sf	F5	8439	F11	9469	F17	11499	L5	12998	L11	20738
^	Append suffix for base color		add \$								
...MRB	Resin Black	+0									
...MRW	Resin White	+0									
...MRSA	Resin Satin Aluminum	+0									
...MBN	Brushed Nickel	+608									
...MPC	Polished Chrome	+1216									

Shipping address for COM/COL materials and memo samples:  
TUOHY Furniture Corporation, Upholstery Receiving Dept, 1323 W 132nd St, Gardena, CA 90247

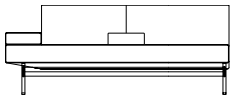


Please provide tagging information as needed for your project.

IMPORTANT! Additional yardage may be required for fabrics less than 54 inches wide and/or having more than a nominal vertical repeat or pattern. Use the Additional Yardage (+YDG) requirements listed on page D3 to re-calculate the yardage or square footage needed for a given pattern.

Category	Pattern	Grade
Faux-Leather	Silex	F3
Leather	Lena	L1

2-Seat Module XA/L +Arms

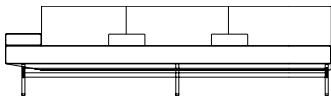


Product No.	Dimensions	Fabric \$							Leather \$				
DMBS2...	74w	COM	7039	F6	8160	F12	9253	COL	8096	L6	13226		
	29.5d	F1	7676	F7	8293	F13	9519	L1	10319	L7	14081		
	29.5h	F2	7752	F8	8445	F14	9813	L2	10661	L8	15107		
	16.5sh	F3	7837	F9	8616	F15	10146	L3	11174	L9	16475		
	20.5ah	F4	7932	F10	8806	F16	10526	L4	11687	L10	18014		
	9.5 yds, 171 sf	F5	8037	F11	9015	F17	10944	L5	12371	L11	19724		

^

Append suffix	for base color	add \$
...MRB	Resin Black	+0
...MRW	Resin White	+0
...MRSA	Resin Satin Aluminum	+0
...MBN	Brushed Nickel	+608
...MPC	Polished Chrome	+1216

3-Seat Module XA/L +Arms



Product No.	Dimensions	Fabric \$							Leather \$				
DMBS3...	108w	COM	9680	F6	11155	F12	12593	COL	11132	L6	17882		
	29.5d	F1	10518	F7	11330	F13	12943	L1	14057	L7	19007		
	29.5h	F2	10618	F8	11530	F14	13330	L2	14507	L8	20357		
	16.5sh	F3	10730	F9	11755	F15	13768	L3	15182	L9	22157		
	20.5ah	F4	10855	F10	12005	F16	14268	L4	15857	L10	24182		
	12.5 yds, 225 sf	F5	10993	F11	12280	F17	14818	L5	16757	L11	26432		

^

Append suffix	for base color	add \$
...MRB	Resin Black	+0
...MRW	Resin White	+0
...MRSA	Resin Satin Aluminum	+0
...MBN	Brushed Nickel	+608
...MPC	Polished Chrome	+1216

Shipping address for COM/COL materials and memo samples:  
TUOHY Furniture Corporation, Upholstery Receiving Dept, 1323 W 132nd St, Gardena, CA 90247

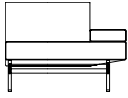


Please provide tagging information as needed for your project.

IMPORTANT! Additional yardage may be required for fabrics less than 54 inches wide and/or having more than a nominal vertical repeat or pattern. Use the Additional Yardage (+YDG) requirements listed on page D3 to re-calculate the yardage or square footage needed for a given pattern.

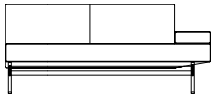
Category	Pattern	Grade
Faux-Leather	Silex	F3
Leather	Lena	L1

1-Seat Module XA/R



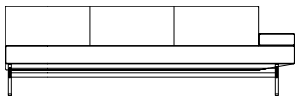
Product No.	Dimensions	Fabric \$							Leather \$			
DMBT1...	40w	COM	4346	F6	4995	F12	5628	COL	4998	L6	7968	
	29.5d	F1	4715	F7	5072	F13	5782	L1	6285	L7	8463	
	29.5h	F2	4759	F8	5160	F14	5952	L2	6483	L8	9057	
	16.5sh	F3	4808	F9	5259	F15	6145	L3	6780	L9	9849	
	20.5ah	F4	4863	F10	5369	F16	6365	L4	7077	L10	10740	
	5.5 yds, 99 sf	F5	4924	F11	5490	F17	6607	L5	7473	L11	11730	
^												
Append suffix	for base color	add \$										
...MRB	Resin Black	+0										
...MRW	Resin White	+0										
...MRSA	Resin Satin Aluminum	+0										
...MBN	Brushed Nickel	+608										
...MPC	Polished Chrome	+1216										

2-Seat Module XA/R



DMBT2...	68w	COM	6309	F6	7135	F12	7940	COL	7256	L6	11036
	29.5d	F1	6778	F7	7233	F13	8136	L1	8894	L7	11666
	29.5h	F2	6834	F8	7345	F14	8353	L2	9146	L8	12422
	16.5sh	F3	6897	F9	7471	F15	8598	L3	9524	L9	13430
	20.5ah	F4	6967	F10	7611	F16	8878	L4	9902	L10	14564
	7 yds, 126 sf	F5	7044	F11	7765	F17	9186	L5	10406	L11	15824
^											
Append suffix	for base color	add \$									
...MRB	Resin Black	+0									
...MRW	Resin White	+0									
...MRSA	Resin Satin Aluminum	+0									
...MBN	Brushed Nickel	+608									
...MPC	Polished Chrome	+1216									

3-Seat Module XA/R



DMBT3...	96w	COM	7389	F6	8569	F12	9719	COL	8498	L6	13898
	29.5d	F1	8059	F7	8709	F13	9999	L1	10838	L7	14798
	29.5h	F2	8139	F8	8869	F14	10309	L2	11198	L8	15878
	16.5sh	F3	8229	F9	9049	F15	10659	L3	11738	L9	17318
	20.5ah	F4	8329	F10	9249	F16	11059	L4	12278	L10	18938
	10 yds, 180 sf	F5	8439	F11	9469	F17	11499	L5	12998	L11	20738
^											
Append suffix	for base color	add \$									
...MRB	Resin Black	+0									
...MRW	Resin White	+0									
...MRSA	Resin Satin Aluminum	+0									
...MBN	Brushed Nickel	+608									
...MPC	Polished Chrome	+1216									

Shipping address for COM/COL materials and memo samples:  
 TUOHY Furniture Corporation, Upholstery Receiving Dept, 1323 W 132nd St, Gardena, CA 90247

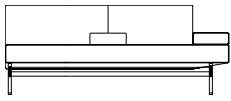


Please provide tagging information as needed for your project.

IMPORTANT! Additional yardage may be required for fabrics less than 54 inches wide and/or having more than a nominal vertical repeat or pattern. Use the Additional Yardage (+YDG) requirements listed on page D3 to re-calculate the yardage or square footage needed for a given pattern.

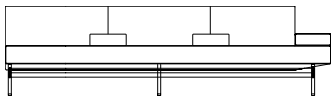
Category	Pattern	Grade
Faux-Leather	Silex	F3
Leather	Lena	L1

2-Seat Module XA/R +Arms



Product No.	Dimensions	Fabric \$							Leather \$			
DMBU2...	74w	COM	7039	F6	8160	F12	9253	COL	8096	L6	13226	
	29.5d	F1	7676	F7	8293	F13	9519	L1	10319	L7	14081	
	29.5h	F2	7752	F8	8445	F14	9813	L2	10661	L8	15107	
	16.5sh	F3	7837	F9	8616	F15	10146	L3	11174	L9	16475	
	20.5ah	F4	7932	F10	8806	F16	10526	L4	11687	L10	18014	
	9.5 yds, 171 sf	F5	8037	F11	9015	F17	10944	L5	12371	L11	19724	
Append suffix		for base color			add \$							
...MRB	Resin Black			+0								
...MRW	Resin White			+0								
...MRSA	Resin Satin Aluminum			+0								
...MBN	Brushed Nickel			+608								
...MPC	Polished Chrome			+1216								

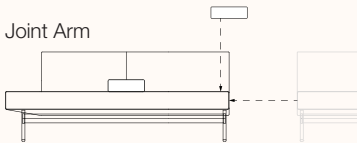
3-Seat Module XA/R +Arms



Product No.	Dimensions	Fabric \$							Leather \$			
DMBU3...	108w	COM	9680	F6	11155	F12	12593	COL	11132	L6	17882	
	29.5d	F1	10518	F7	11330	F13	12943	L1	14057	L7	19007	
	29.5h	F2	10618	F8	11530	F14	13330	L2	14507	L8	20357	
	16.5sh	F3	10730	F9	11755	F15	13768	L3	15182	L9	22157	
	20.5ah	F4	10855	F10	12005	F16	14268	L4	15857	L10	24182	
	12.5 yds, 225 sf	F5	10993	F11	12280	F17	14818	L5	16757	L11	26432	
Append suffix		for base color			add \$							
...MRB	Resin Black			+0								
...MRW	Resin White			+0								
...MRSA	Resin Satin Aluminum			+0								
...MBN	Brushed Nickel			+608								
...MPC	Polished Chrome			+1216								

Options (Available everywhere applicable)

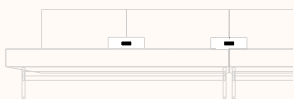
Joint Arm



Product No.	Dimensions	Fabric \$							Leather \$			
DMX	12w	COM	1101	F6	1190	F12	1276	COL	1266	L6	1686	
	21.9d	F1	1151	F7	1200	F13	1297	L1	1448	L7	1756	
	4h	F2	1157	F8	1212	F14	1320	L2	1476	L8	1840	
	—	F3	1164	F9	1226	F15	1346	L3	1518	L9	1952	
	20.5ah	F4	1172	F10	1241	F16	1376	L4	1560	L10	2078	
	0.75 yds, 14 sf	F5	1180	F11	1257	F17	1409	L5	1616	L11	2218	

! Applicable when joining two modules.

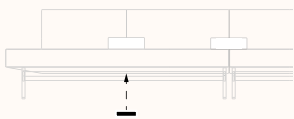
Arm Power Tap



Product No.	Price
DMP	1037

Hardwired Power-USB outlet that embeds in arms.  
 > Specify black or white, quantity and ordinal location, L to R.

Add-a-Tap Power



Product No.	Price
DMY	1180

Hardwired Power-USB outlet that mounts under the seat.  
 20 amp power cords available on request.

Shipping address for COM/COL materials and memo samples:  
 TUOHY Furniture Corporation, Upholstery Receiving Dept, 1323 W 132nd St, Gardena, CA 90247



Please provide tagging information as needed for your project.

IMPORTANT! Additional yardage may be required for fabrics less than 54 inches wide and/or having more than a nominal vertical repeat or pattern.  
 Use the Additional Yardage (+YDG) requirements listed on page D3 to re-calculate the yardage or square footage needed for a given pattern.

Category	Pattern	Grade
Faux-Leather	Silex	F3
Leather	Lena	L1

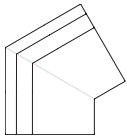
Inside Corner 90°



PLAN VIEW

Product No.	Dimensions	Fabric \$	Leather \$
DMBV90...	29.5w	COM 4612 F6 5202 F12 5777	COL 5304 L6 8004
	29.5d	F1 4947 F7 5272 F13 5917	L1 6474 L7 8454
	29.5h	F2 4987 F8 5352 F14 6072	L2 6654 L8 8994
	16.5sh	F3 5032 F9 5442 F15 6247	L3 6924 L9 9714
	—	F4 5082 F10 5542 F16 6447	L4 7194 L10 10524
	5 yds, 90 sf	F5 5137 F11 5652 F17 6667	L5 7554 L11 11424
^			
Append suffix	for base color	add \$	
...MRB	Resin Black	+0	
...MRW	Resin White	+0	
...MRSA	Resin Satin Aluminum	+0	
...MBN	Brushed Nickel	+608	
...MPC	Polished Chrome	+1216	

Inside Corner 120°



PLAN VIEW

Product No.	Dimensions	Fabric \$	Leather \$
DMBV120...	(irregular shape)	COM 7783 F6 8550 F12 9298	COL 8950 L6 12460
	29.5d	F1 8219 F7 8641 F13 9480	L1 10471 L7 13045
	29.5h	F2 8271 F8 8745 F14 9681	L2 10705 L8 13747
	16.5sh	F3 8329 F9 8862 F15 9909	L3 11056 L9 14683
	—	F4 8394 F10 8992 F16 10169	L4 11407 L10 15736
	6.5 yds, 117 sf	F5 8466 F11 9135 F17 10455	L5 11875 L11 16906
^			
Append suffix	for base color	add \$	
...MRB	Resin Black	+0	
...MRW	Resin White	+0	
...MRSA	Resin Satin Aluminum	+0	
...MBN	Brushed Nickel	+608	
...MPC	Polished Chrome	+1216	

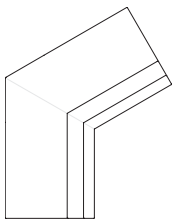
Outside Corner 90°



PLAN VIEW

Product No.	Dimensions	Fabric \$	Leather \$
DMBW90...	29.5w	COM 4507 F6 5068 F12 5614	COL 5183 L6 7763
	29.5d	F1 4825 F7 5134 F13 5747	L1 6301 L7 8193
	29.5h	F2 4863 F8 5210 F14 5894	L2 6473 L8 8709
	—	F3 4906 F9 5296 F15 6060	L3 6731 L9 9397
	20.5ah	F4 4954 F10 5391 F16 6250	L4 6989 L10 10171
	4.75 yds, 86 sf	F5 5006 F11 5495 F17 6459	L5 7333 L11 11031
^			
Append suffix	for base color	add \$	
...MRB	Resin Black	+0	
...MRW	Resin White	+0	
...MRSA	Resin Satin Aluminum	+0	
...MBN	Brushed Nickel	+608	
...MPC	Polished Chrome	+1216	

Outside Corner 120°



PLAN VIEW

Product No.	Dimensions	Fabric \$	Leather \$
DMBW120...	46.5w per seat	COM 7308 F6 8488 F12 9638	COL 8404 L6 13804
	29.5d	F1 7978 F7 8628 F13 9918	L1 10744 L7 14704
	29.5h	F2 8058 F8 8788 F14 10228	L2 11104 L8 15784
	16.5sh	F3 8148 F9 8968 F15 10578	L3 11644 L9 17224
	—	F4 8248 F10 9168 F16 10978	L4 12184 L10 18844
	10 yds, 180 sf	F5 8358 F11 9388 F17 11418	L5 12904 L11 20644
^			
Append suffix	for base color	add \$	
...MRB	Resin Black	+0	
...MRW	Resin White	+0	
...MRSA	Resin Satin Aluminum	+0	
...MBN	Brushed Nickel	+608	
...MPC	Polished Chrome	+1216	

Shipping address for COM/COL materials and memo samples:  
 TUOHY Furniture Corporation, Upholstery Receiving Dept, 1323 W 132nd St, Gardena, CA 90247



Please provide tagging information as needed for your project.

IMPORTANT! Additional yardage may be required for fabrics less than 54 inches wide and/or having more than a nominal vertical repeat or pattern. Use the Additional Yardage (+YDG) requirements listed on page D3 to re-calculate the yardage or square footage needed for a given pattern.

Category	Pattern	Grade
Faux-Leather	Sillex	F3
Leather	Lena	L1

Fully Upholstered



Product No.	Dimensions	Fabric \$	Leather \$
DRP10...	26.5w	COM 2868 F6 3193 F12 3509	COL 3298 L6 4798
	25d	F1 3052 F7 3231 F13 3586	L1 3948 L7 5048
	31.5h	F2 3074 F8 3275 F14 3671	L2 4048 L8 5348
	17.5sh	F3 3099 F9 3325 F15 3767	L3 4198 L9 5748
	17 sd	F4 3127 F10 3380 F16 3877	L4 4348 L10 6198
	2.75 yds, 50 sf	F5 3157 F11 3440 F17 3998	L5 4548 L11 6698
Append suffix	For Base Finish	add \$	
...MRB	Resin Black	+0	
...MRW	Resin White	+0	
...MRBZ	Resin Bronze	+0	
...MRDBZ	Resin Dark Bronze	+0	

Combination fabric and leather requirements:

Inside back: 1 yds, 18 sf  
 Outside back: 1 yds, 18 sf  
 Seat : .75 yds , 14 sf

Notes—for all items this page:  
 All upholsteries must be submitted for testing and approval.

Unupholstered/Open Wire Frame



Product No.	Dimensions	Fabric \$	Leather \$
DRP20...	24w	COM 2208 F6 2326 F12 2441	COL 2539 L6 3079
	24d	F1 2275 F7 2340 F13 2469	L1 2773 L7 3169
	30h	F2 2283 F8 2356 F14 2500	L2 2809 L8 3277
	17.5sh	F3 2292 F9 2374 F15 2535	L3 2863 L9 3421
	18.5sd	F4 2302 F10 2394 F16 2575	L4 2917 L10 3583
	1 yds, 18 sf	F5 2313 F11 2416 F17 2619	L5 2989 L11 3763
Append suffix	For Base Finish	add \$	
...MRB	Resin Black	+0	
...MRW	Resin White	+0	
...MRBZ	Resin Bronze	+0	
...MRDBZ	Resin Dark Bronze	+0	

Seat: .75 yds, 14 sf  
 Back Pad: .25 yds , 5 sf

Notes—for all items this page:  
 All upholsteries must be submitted for testing and approval.

Shipping address for COM/COL materials and memo samples:  
 TUOHY/Realform Technologies, 25 Worcester Rd, Toronto ON, M9W 1K9 Canada

IMPORTANT! Additional yardage may be required for fabrics less than 54 inches wide and/or having more than a nominal vertical repeat or pattern. Use the Additional Yardage (+YDG) requirements listed on page D3 to re-calculate the yardage or square footage needed for a given pattern.



Category	Pattern	Grade
Faux-Leather	Silex	F3
Leather	Lena	L1

Genevieve Guest



Product No.	Dimensions	Fabric \$							Leather \$				
GENGMPC	23w	COM	2222	F6	2517	F12	2805	COL	2555	L6	3905		
	22d	F1	2390	F7	2552	F13	2875	L1	3140	L7	4130		
	31.5h	F2	2410	F8	2592	F14	2952	L2	3230	L8	4400		
	25ah	F3	2432	F9	2637	F15	3040	L3	3365	L9	4760		
	18sh	F4	2457	F10	2687	F16	3140	L4	3500	L10	5165		
	2.5 yds, 45 sf	F5	2485	F11	2742	F17	3250	L5	3680	L11	5615		
GENG...	23w	COM	2380	F6	2675	F12	2963	COL	2737	L6	4087		
	22d	F1	2548	F7	2710	F13	3033	L1	3322	L7	4312		
	31.5h	F2	2568	F8	2750	F14	3110	L2	3412	L8	4582		
	25ah	F3	2590	F9	2795	F15	3198	L3	3547	L9	4942		
	18sh	F4	2615	F10	2845	F16	3298	L4	3682	L10	5347		
	2.5 yds, 45 sf	F5	2643	F11	2900	F17	3408	L5	3862	L11	5797		
^													
Append code	for blade finish	add \$											
...MRB	Resin Black	+0											
...MRW	Resin White	+0											
...MRBZ	Resin Bronze	+0											
...MRDBZ	Resin Dark Bronze	+0											


Shipping address for COM/COL materials and memo samples:  
 TUOHY/Realform Technologies, 25 Worcester Rd, Toronto ON, M9W 1K9 Canada

IMPORTANT! Additional yardage may be required for fabrics less than 54 inches wide and/or having more than a nominal vertical repeat or pattern. Use the Additional Yardage (+YDG) requirements listed on page D3 to re-calculate the yardage or square footage needed for a given pattern.



Category	Pattern	Grade
Faux-Leather	Silex	F3
Leather	Lena	L1

Genevieve Club Lounge



Product No.	Dimensions	Fabric \$							Leather \$				
GEN1 (Wd1 Surround)	30w	COM	5644	F6	6116	F12	6576	COL	6490	L6	8650		
	30d	F1	5912	F7	6172	F13	6688	L1	7426	L7	9010		
	29h	F2	5944	F8	6236	F14	6812	L2	7570	L8	9442		
	25ah	F3	5980	F9	6308	F15	6952	L3	7786	L9	10018		
	17sh	F4	6020	F10	6388	F16	7112	L4	8002	L10	10666		
	4 yds, 72 sf	F5	6064	F11	6476	F17	7288	L5	8290	L11	11386		
(Wd2 Surround)	30w	COM	6039	F6	6511	F12	6971	COL	6944	L6	9104		
	30d	F1	6307	F7	6567	F13	7083	L1	7880	L7	9464		
	29h	F2	6339	F8	6631	F14	7207	L2	8024	L8	9896		
	25ah	F3	6375	F9	6703	F15	7347	L3	8240	L9	10472		
	17sh	F4	6415	F10	6783	F16	7507	L4	8456	L10	11120		
	4 yds, 72 sf	F5	6459	F11	6871	F17	7683	L5	8744	L11	11840		
GENU1 (Uphol Surround)	30w	COM	4960	F6	5786	F12	6591	COL	5705	L6	9485		
	30d	F1	5429	F7	5884	F13	6787	L1	7343	L7	10115		
	29h	F2	5485	F8	5996	F14	7004	L2	7595	L8	10871		
	25ah	F3	5548	F9	6122	F15	7249	L3	7973	L9	11879		
	17sh	F4	5618	F10	6262	F16	7529	L4	8351	L10	13013		
	7 yds, 126 sf	F5	5695	F11	6416	F17	7837	L5	8855	L11	14273		

Standard metal finish is MPC Polished Chrome.  
For Resin Brushed Steel, add R to the product number; deduct \$105.

Shipping address for COM/COL materials and memo samples:  
TUOHY Furniture Corporation, Upholstery Receiving Dept, 1323 W 132nd St, Gardena, CA 90247

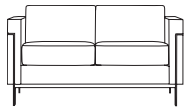


Please provide tagging information as needed for your project.

IMPORTANT! Additional yardage may be required for fabrics less than 54 inches wide and/or having more than a nominal vertical repeat or pattern.  
Use the Additional Yardage (+YDG) requirements listed on page D3 to re-calculate the yardage or square footage needed for a given pattern.

Category	Pattern	Grade
Faux-Leather	Silix	F3
Leather	Lena	L1

Genevieve Settee



Product No.	Dimensions	Fabric \$							Leather \$			
GEN2 (Wd1 Surround)	52w	COM	7697	F6	8464	F12	9212	COL	8852	L6	12362	
	30d	F1	8133	F7	8555	F13	9394	L1	10373	L7	12947	
	29h	F2	8185	F8	8659	F14	9595	L2	10607	L8	13649	
	25ah	F3	8243	F9	8776	F15	9823	L3	10958	L9	14585	
	17sh	F4	8308	F10	8906	F16	10083	L4	11309	L10	15638	
	6.5 yds, 117 sf	F5	8380	F11	9049	F17	10369	L5	11777	L11	16808	
(Wd2 Surround)	52w	COM	8236	F6	9003	F12	9751	COL	9472	L6	12982	
	30d	F1	8672	F7	9094	F13	9933	L1	10993	L7	13567	
	29h	F2	8724	F8	9198	F14	10134	L2	11227	L8	14269	
	25ah	F3	8782	F9	9315	F15	10362	L3	11578	L9	15205	
	17sh	F4	8847	F10	9445	F16	10622	L4	11929	L10	16258	
	6.5 yds, 117 sf	F5	8919	F11	9588	F17	10908	L5	12397	L11	17428	
GENU2 (Uphol Surround)	52w	COM	6445	F6	7979	F12	9474	COL	7412	L6	14432	
	30d	F1	7316	F7	8161	F13	9838	L1	10454	L7	15602	
	29h	F2	7420	F8	8369	F14	10241	L2	10922	L8	17006	
	25ah	F3	7537	F9	8603	F15	10696	L3	11624	L9	18878	
	17sh	F4	7667	F10	8863	F16	11216	L4	12326	L10	20984	
	13 yds, 234 sf	F5	7810	F11	9149	F17	11788	L5	13262	L11	23324	

Standard metal finish is MPC Polished Chrome.  
For Resin Brushed Steel, add R to the product number; deduct \$105.

Shipping address for COM/COL materials and memo samples:  
TUOHY Furniture Corporation, Upholstery Receiving Dept, 1323 W 132nd St, Gardena, CA 90247

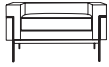


Please provide tagging information as needed for your project.

IMPORTANT! Additional yardage may be required for fabrics less than 54 inches wide and/or having more than a nominal vertical repeat or pattern.  
Use the Additional Yardage (+YDG) requirements listed on page D3 to re-calculate the yardage or square footage needed for a given pattern.

Category	Pattern	Grade
Faux-Leather	Silex	F3
Leather	Lena	L1

Genevieve Single Bench



Product No.	Dimensions	Fabric \$						Leather \$				
GENB1 (Wd1 Surround)	30w	COM	5442	F6	5914	F12	6374	COL	6258	L6	8418	
	22d	F1	5710	F7	5970	F13	6486	L1	7194	L7	8778	
	20h	F2	5742	F8	6034	F14	6610	L2	7338	L8	9210	
		F3	5778	F9	6106	F15	6750	L3	7554	L9	9786	
	16sh	F4	5818	F10	6186	F16	6910	L4	7770	L10	10434	
	4 yds, 72 sf	F5	5862	F11	6274	F17	7086	L5	8058	L11	11154	
(Wd2 Surround)	30w	COM	5823	F6	6295	F12	6755	COL	6696	L6	8856	
	22d	F1	6091	F7	6351	F13	6867	L1	7632	L7	9216	
	20h	F2	6123	F8	6415	F14	6991	L2	7776	L8	9648	
		F3	6159	F9	6487	F15	7131	L3	7992	L9	10224	
	16sh	F4	6199	F10	6567	F16	7291	L4	8208	L10	10872	
	4 yds, 72 sf	F5	6243	F11	6655	F17	7467	L5	8496	L11	11592	
GENBU1 (Uphol Surround)	30w	COM	4670	F6	5378	F12	6068	COL	5371	L6	8611	
	22d	F1	5072	F7	5462	F13	6236	L1	6775	L7	9151	
	20h	F2	5120	F8	5558	F14	6422	L2	6991	L8	9799	
		F3	5174	F9	5666	F15	6632	L3	7315	L9	10663	
	16sh	F4	5234	F10	5786	F16	6872	L4	7639	L10	11635	
	6 yds, 108 sf	F5	5300	F11	5918	F17	7136	L5	8071	L11	12715	

Standard metal finish is MPC Polished Chrome.  
For Resin Brushed Steel, add R to the product number; deduct \$105.

Genevieve Double Bench



GENB2 (Wd1 Surround)	52w	COM	6955	F6	7427	F12	7887	COL	7999	L6	10159
	22d	F1	7223	F7	7483	F13	7999	L1	8935	L7	10519
	20h	F2	7255	F8	7547	F14	8123	L2	9079	L8	10951
		F3	7291	F9	7619	F15	8263	L3	9295	L9	11527
	16sh	F4	7331	F10	7699	F16	8423	L4	9511	L10	12175
	4 yds, 72 sf	F5	7375	F11	7787	F17	8599	L5	9799	L11	12895
(Wd2 Surround)	52w	COM	7442	F6	7914	F12	8374	COL	8559	L6	10719
	22d	F1	7710	F7	7970	F13	8486	L1	9495	L7	11079
	20h	F2	7742	F8	8034	F14	8610	L2	9639	L8	11511
		F3	7778	F9	8106	F15	8750	L3	9855	L9	12087
	16sh	F4	7818	F10	8186	F16	8910	L4	10071	L10	12735
	4 yds, 72 sf	F5	7862	F11	8274	F17	9086	L5	10359	L11	13455
GENBU2 (Uphol Surround)	52w	COM	5816	F6	6524	F12	7214	COL	6689	L6	9929
	22d	F1	6218	F7	6608	F13	7382	L1	8093	L7	10469
	20h	F2	6266	F8	6704	F14	7568	L2	8309	L8	11117
		F3	6320	F9	6812	F15	7778	L3	8633	L9	11981
	16sh	F4	6380	F10	6932	F16	8018	L4	8957	L10	12953
	6 yds, 108 sf	F5	6446	F11	7064	F17	8282	L5	9389	L11	14033

Standard metal finish is MPC Polished Chrome.  
For Resin Brushed Steel, add R to the product number; deduct \$105.

Shipping address for COM/COL materials and memo samples:  
TUOHY Furniture Corporation, Upholstery Receiving Dept, 1323 W 132nd St, Gardena, CA 90247

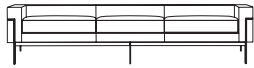


Please provide tagging information as needed for your project.

IMPORTANT! Additional yardage may be required for fabrics less than 54 inches wide and/or having more than a nominal vertical repeat or pattern.  
Use the Additional Yardage (+YDG) requirements listed on page D3 to re-calculate the yardage or square footage needed for a given pattern.

Category	Pattern	Grade
Faux-Leather	Silex	F3
Leather	Lena	L1

Genevieve Triple Bench



Product No.	Dimensions	Fabric \$	Leather \$	
GENB3 (Wd1 Surround)	74w	COM 8241 F6 9185 F12 10105	COL 9477 L6 13797	
	22d	F1 8777 F7 9297 F13 10329	L1 11349 L7 14517	
	20h	F2 8841 F8 9425 F14 10577	L2 11637 L8 15381	
		F3 8913 F9 9569 F15 10857	L3 12069 L9 16533	
	16sh	F4 8993 F10 9729 F16 11177	L4 12501 L10 17829	
	8 yds, 144 sf	F5 9081 F11 9905 F17 11529	L5 13077 L11 19269	
	(Wd2 Surround)	74w	COM 8818 F6 9762 F12 10682	COL 10140 L6 14460
		22d	F1 9354 F7 9874 F13 10906	L1 12012 L7 15180
		20h	F2 9418 F8 10002 F14 11154	L2 12300 L8 16044
			F3 9490 F9 10146 F15 11434	L3 12732 L9 17196
16sh		F4 9570 F10 10306 F16 11754	L4 13164 L10 18492	
8 yds, 144 sf		F5 9658 F11 10482 F17 12106	L5 13740 L11 19932	
GENBU3 (Uphol Surround)		74w	COM 6799 F6 8215 F12 9595	COL 7818 L6 14298
		22d	F1 7603 F7 8383 F13 9931	L1 10626 L7 15378
		20h	F2 7699 F8 8575 F14 10303	L2 11058 L8 16674
			F3 7807 F9 8791 F15 10723	L3 11706 L9 18402
	16sh	F4 7927 F10 9031 F16 11203	L4 12354 L10 20346	
	12 yds, 216 sf	F5 8059 F11 9295 F17 11731	L5 13218 L11 22506	

Standard metal finish is MPC Polished Chrome.  
For Resin Brushed Steel, add R to the product number; deduct \$105.

Genevieve Quad Bench



GENB4 (Wd1 Surround)	96w	COM 8911 F6 10091 F12 11241	COL 10248 L6 15648	
	22d	F1 9581 F7 10231 F13 11521	L1 12588 L7 16548	
	20h	F2 9661 F8 10391 F14 11831	L2 12948 L8 17628	
		F3 9751 F9 10571 F15 12181	L3 13488 L9 19068	
	16sh	F4 9851 F10 10771 F16 12581	L4 14028 L10 20688	
	10 yds, 180 sf	F5 9961 F11 10991 F17 13021	L5 14748 L11 22488	
	(Wd2 Surround)	96w	COM 9535 F6 10715 F12 11865	COL 10965 L6 16365
		22d	F1 10205 F7 10855 F13 12145	L1 13305 L7 17265
		20h	F2 10285 F8 11015 F14 12455	L2 13665 L8 18345
			F3 10375 F9 11195 F15 12805	L3 14205 L9 19785
16sh		F4 10475 F10 11395 F16 13205	L4 14745 L10 21405	
10 yds, 180 sf		F5 10585 F11 11615 F17 13645	L5 15465 L11 23205	
GENBU4 (Uphol Surround)		96w	COM 7585 F6 9237 F12 10847	COL 8723 L6 16283
		22d	F1 8523 F7 9433 F13 11239	L1 11999 L7 17543
		20h	F2 8635 F8 9657 F14 11673	L2 12503 L8 19055
			F3 8761 F9 9909 F15 12163	L3 13259 L9 21071
	16sh	F4 8901 F10 10189 F16 12723	L4 14015 L10 23339	
	14 yds, 252 sf	F5 9055 F11 10497 F17 13339	L5 15023 L11 25859	

Standard metal finish is MPC Polished Chrome.  
For Resin Brushed Steel, add R to the product number; deduct \$105.

> See also: Genevieve Tables

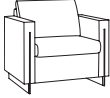

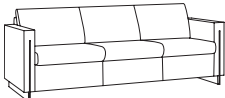
Shipping address for COM/COL materials and memo samples:  
TUOHY Furniture Corporation, Upholstery Receiving Dept, 1323 W 132nd St, Gardena, CA 90247



Please provide tagging information as needed for your project.

IMPORTANT! Additional yardage may be required for fabrics less than 54 inches wide and/or having more than a nominal vertical repeat or pattern.  
Use the Additional Yardage (+YDG) requirements listed on page D3 to re-calculate the yardage or square footage needed for a given pattern.

Category	Pattern	Grade
Faux-Leather	Sillex	F3
Leather	Lena	L1

	Product No.	Dimensions	Fabric \$							Leather \$			
International Club Lounge 	N100	33w	COM	4104	F6	4989	F12	5852	COL	4720	L6	8770	
		29d	F1	4607	F7	5094	F13	6062	L1	6475	L7	9445	
		31h	F2	4667	F8	5214	F14	6294	L2	6745	L8	10255	
		16sh	F3	4734	F9	5349	F15	6557	L3	7150	L9	11335	
		25ah	F4	4809	F10	5499	F16	6857	L4	7555	L10	12550	
		7.5 yds, 135 sf	F5	4892	F11	5664	F17	7187	L5	8095	L11	13900	
International Settee 	N200	58w	COM	5707	F6	7217	F12	8689	COL	6563	L6	13493	
		29d	F1	6565	F7	7397	F13	9048	L1	9566	L7	14648	
		31h	F2	6667	F8	7601	F14	9445	L2	10028	L8	16034	
		16sh	F3	6782	F9	7832	F15	9893	L3	10721	L9	17882	
		25ah	F4	6910	F10	8088	F16	10405	L4	11414	L10	19961	
		12.8 yds, 231 sf	F5	7051	F11	8369	F17	10968	L5	12338	L11	22271	
International Sofa 	N300	83w	COM	7268	F6	9569	F12	11812	COL	8358	L6	18888	
		29d	F1	8575	F7	9842	F13	12358	L1	12921	L7	20643	
		31h	F2	8731	F8	10154	F14	12962	L2	13623	L8	22749	
		16sh	F3	8906	F9	10505	F15	13645	L3	14676	L9	25557	
		25ah	F4	9101	F10	10895	F16	14425	L4	15729	L10	28716	
		19.5 yds, 351 sf	F5	9316	F11	11324	F17	15283	L5	17133	L11	32226	

Standard metal finish is MPC Polished Chrome.  
 For Resin Brushed Steel, add R to the product number; deduct \$100.

> See also: International Tables

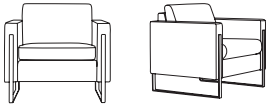
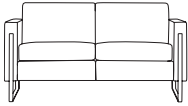
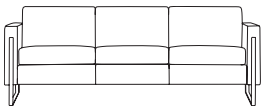
Shipping address for COM/COL materials and memo samples:  
 TUOHY Furniture Corporation, Upholstery Receiving Dept, 1323 W 132nd St, Gardena, CA 90247



Please provide tagging information as needed for your project.

IMPORTANT! Additional yardage may be required for fabrics less than 54 inches wide and/or having more than a nominal vertical repeat or pattern.  
 Use the Additional Yardage (+YDG) requirements listed on page D3 to re-calculate the yardage or square footage needed for a given pattern.

Category	Pattern	Grade
Faux-Leather	Silex	F3
Leather	Lena	L1

	Product No.	Dimensions	Fabric \$							Leather \$			
International II Club Lounge 	N120	33w	COM	4345	F6	5230	F12	6093	COL	4997	L6	9047	
		29d	F1	4848	F7	5335	F13	6303	L1	6752	L7	9722	
		31h	F2	4908	F8	5455	F14	6535	L2	7022	L8	10532	
		25ah	F3	4975	F9	5590	F15	6798	L3	7427	L9	11612	
		16sh	F4	5050	F10	5740	F16	7098	L4	7832	L10	12827	
		7.5 yds, 135 sf	F5	5133	F11	5905	F17	7428	L5	8372	L11	14177	
International II Settee 	N220	58w	COM	5721	F6	7231	F12	8703	COL	6579	L6	13509	
		29d	F1	6579	F7	7411	F13	9062	L1	9582	L7	14664	
		31h	F2	6681	F8	7615	F14	9459	L2	10044	L8	16050	
		25ah	F3	6796	F9	7846	F15	9907	L3	10737	L9	17898	
		16sh	F4	6924	F10	8102	F16	10419	L4	11430	L10	19977	
		12.8 yds, 231 sf	F5	7065	F11	8383	F17	10982	L5	12354	L11	22287	
International II Sofa 	N320	83w	COM	7294	F6	9595	F12	11838	COL	8388	L6	18918	
		29d	F1	8601	F7	9868	F13	12384	L1	12951	L7	20673	
		31h	F2	8757	F8	10180	F14	12988	L2	13653	L8	22779	
		25ah	F3	8932	F9	10531	F15	13671	L3	14706	L9	25587	
		16sh	F4	9127	F10	10921	F16	14451	L4	15759	L10	28746	
		19.5 yds, 351 sf	F5	9342	F11	11350	F17	15309	L5	17163	L11	32256	

Standard metal finish is MPC Polished Chrome.  
 For Resin Brushed Steel, add R to the product number; deduct \$100.

> See also: International Tables

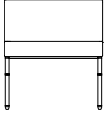
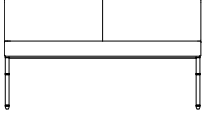
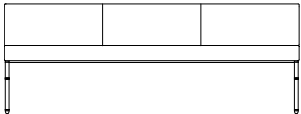
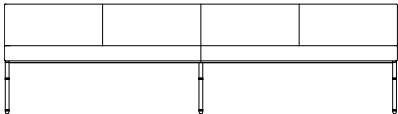
Shipping address for COM/COL materials and memo samples:  
 TUOHY Furniture Corporation, Upholstery Receiving Dept, 1323 W 132nd St, Gardena, CA 90247



Please provide tagging information as needed for your project.

IMPORTANT! Additional yardage may be required for fabrics less than 54 inches wide and/or having more than a nominal vertical repeat or pattern.  
 Use the Additional Yardage (+YDG) requirements listed on page D3 to re-calculate the yardage or square footage needed for a given pattern.

Category	Pattern	Grade
Faux-Leather	Silex	F3
Leather	Lena	L1

	Product No.	Dimensions	Fabric \$							Leather \$			
Leit Chair, Single 	PLEC1	26w	COM	4803	F6	5098	F12	5386	COL	5523	L6	6873	
		24d	F1	4971	F7	5133	F13	5456	L1	6108	L7	7098	
		29h	F2	4991	F8	5173	F14	5533	L2	6198	L8	7368	
		18sh	F3	5013	F9	5218	F15	5621	L3	6333	L9	7728	
		2.5 yds, 45 sf	F4	5038	F10	5268	F16	5721	L4	6468	L10	8133	
			F5	5066	F11	5323	F17	5831	L5	6648	L11	8583	
Leit Chair, Double 	PLEC2	52w	COM	6681	F6	7153	F12	7613	COL	7683	L6	9843	
		24d	F1	6949	F7	7209	F13	7725	L1	8619	L7	10203	
		29h	F2	6981	F8	7273	F14	7849	L2	8763	L8	10635	
		18sh	F3	7017	F9	7345	F15	7989	L3	8979	L9	11211	
		4 yds, 72 sf	F4	7057	F10	7425	F16	8149	L4	9195	L10	11859	
			F5	7101	F11	7513	F17	8325	L5	9483	L11	12579	
Leit Chair, Triple 	PLEC3	78w	COM	8188	F6	8896	F12	9586	COL	9416	L6	12656	
		24d	F1	8590	F7	8980	F13	9754	L1	10820	L7	13196	
		29h	F2	8638	F8	9076	F14	9940	L2	11036	L8	13844	
		18sh	F3	8692	F9	9184	F15	10150	L3	11360	L9	14708	
		6 yds, 108 sf	F4	8752	F10	9304	F16	10390	L4	11684	L10	15680	
			F5	8818	F11	9436	F17	10654	L5	12116	L11	16760	
Leit Chair, Quad 	PLEC4	104w	COM	11474	F6	12418	F12	13338	COL	13195	L6	17515	
		24d	F1	12010	F7	12530	F13	13562	L1	15067	L7	18235	
		29h	F2	12074	F8	12658	F14	13810	L2	15355	L8	19099	
		18sh	F3	12146	F9	12802	F15	14090	L3	15787	L9	20251	
		8 yds, 144 sf	F4	12226	F10	12962	F16	14410	L4	16219	L10	21547	
			F5	12314	F11	13138	F17	14762	L5	16795	L11	22987	

! Notes

All metal frame parts this page are resin-coated steel; specify color choice:

MRB Resin Black, MRSA Resin Satin Aluminum, MRTG Resin Thunder Gray or MRW Resin White.

Shipping address for COM/COL materials and memo samples:  
 TUOHY/Realform Technologies, 25 Worcester Rd, Toronto ON, M9W 1K9 Canada



IMPORTANT! Additional yardage may be required for fabrics less than 54 inches wide and/or having more than a nominal vertical repeat or pattern. Use the Additional Yardage (+YDG) requirements listed on page D3 to re-calculate the yardage or square footage needed for a given pattern.

Category	Pattern	Grade
Faux-Leather	Silex	F3
Leather	Lena	L1

Leit Bench, Single




Product No.	Dimensions	Fabric \$						Leather \$					
PLEB11	26w	COM	2170	F6	2347	F12	2520	COL	2496	L6	3306		
	18d	F1	2271	F7	2368	F13	2562	L1	2847	L7	3441		
	18h	F2	2283	F8	2392	F14	2608	L2	2901	L8	3603		
	18sh	F3	2296	F9	2419	F15	2661	L3	2982	L9	3819		
		F4	2311	F10	2449	F16	2721	L4	3063	L10	4062		
	1.5 yds, 27 sf	F5	2328	F11	2482	F17	2787	L5	3171	L11	4332		
PLEB12	26w	COM	2313	F6	2608	F12	2896	COL	2660	L6	4010		
	24d	F1	2481	F7	2643	F13	2966	L1	3245	L7	4235		
	18h	F2	2501	F8	2683	F14	3043	L2	3335	L8	4505		
	18sh	F3	2523	F9	2728	F15	3131	L3	3470	L9	4865		
		F4	2548	F10	2778	F16	3231	L4	3605	L10	5270		
	2.5 yds, 45 sf	F5	2576	F11	2833	F17	3341	L5	3785	L11	5720		

Leit Bench, Extended




PLEBX1	39w	COM	2738	F6	3092	F12	3437	COL	3149	L6	4769
	18d	F1	2939	F7	3134	F13	3521	L1	3851	L7	5039
	18h	F2	2963	F8	3182	F14	3614	L2	3959	L8	5363
	18sh	F3	2990	F9	3236	F15	3719	L3	4121	L9	5795
		F4	3020	F10	3296	F16	3839	L4	4283	L10	6281
	3 yds, 54 sf	F5	3053	F11	3362	F17	3971	L5	4499	L11	6821
PLEBX2	39w	COM	2879	F6	3233	F12	3578	COL	3311	L6	4931
	24d	F1	3080	F7	3275	F13	3662	L1	4013	L7	5201
	18h	F2	3104	F8	3323	F14	3755	L2	4121	L8	5525
	18sh	F3	3131	F9	3377	F15	3860	L3	4283	L9	5957
		F4	3161	F10	3437	F16	3980	L4	4445	L10	6443
	3 yds, 54 sf	F5	3194	F11	3503	F17	4112	L5	4661	L11	6983

Leit Bench, Double



PLEB21	52w	COM	4332	F6	4627	F12	4915	COL	4982	L6	6332
	18d	F1	4500	F7	4662	F13	4985	L1	5567	L7	6557
	18h	F2	4520	F8	4702	F14	5062	L2	5657	L8	6827
	18sh	F3	4542	F9	4747	F15	5150	L3	5792	L9	7187
		F4	4567	F10	4797	F16	5250	L4	5927	L10	7592
	2.5 yds, 45 sf	F5	4595	F11	4852	F17	5360	L5	6107	L11	8042
PLEB22	52w	COM	4475	F6	4770	F12	5058	COL	5146	L6	6496
	24d	F1	4643	F7	4805	F13	5128	L1	5731	L7	6721
	18h	F2	4663	F8	4845	F14	5205	L2	5821	L8	6991
	18sh	F3	4685	F9	4890	F15	5293	L3	5956	L9	7351
		F4	4710	F10	4940	F16	5393	L4	6091	L10	7756
	2.5 yds, 45 sf	F5	4738	F11	4995	F17	5503	L5	6271	L11	8206

Leit Bench, Triple



PLEB31	78w	COM	5508	F6	5921	F12	6324	COL	6335	L6	8225
	18d	F1	5743	F7	5970	F13	6422	L1	7154	L7	8540
	18h	F2	5771	F8	6026	F14	6530	L2	7280	L8	8918
	18sh	F3	5802	F9	6089	F15	6653	L3	7469	L9	9422
		F4	5837	F10	6159	F16	6793	L4	7658	L10	9989
	3.5 yds, 63 sf	F5	5876	F11	6236	F17	6947	L5	7910	L11	10619
PLEB32	78w	COM	5649	F6	6062	F12	6465	COL	6496	L6	8386
	24d	F1	5884	F7	6111	F13	6563	L1	7315	L7	8701
	18h	F2	5912	F8	6167	F14	6671	L2	7441	L8	9079
	18sh	F3	5943	F9	6230	F15	6794	L3	7630	L9	9583
		F4	5978	F10	6300	F16	6934	L4	7819	L10	10150
	3.5 yds, 63 sf	F5	6017	F11	6377	F17	7088	L5	8071	L11	10780

! Notes


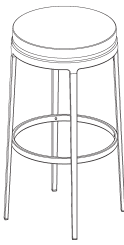


All metal frame parts this page are resin-coated steel; specify color choice:  
MRB Resin Black, MRSa Resin Satin Aluminum, MRTG Resin Thunder Gray or MRW Resin White.

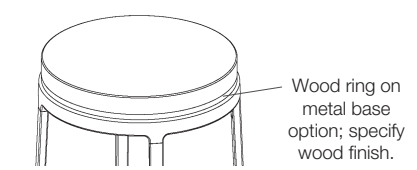
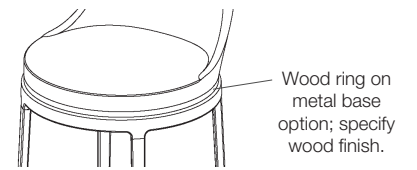
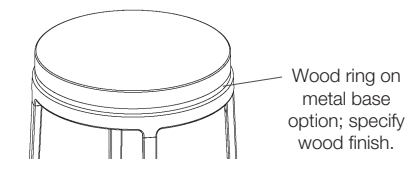
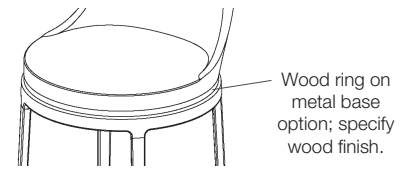
Shipping address for COM/COL materials and memo samples:  
TUOHY/Realform Technologies, 25 Worcester Rd, Toronto ON, M9W 1K9 Canada



IMPORTANT! Additional yardage may be required for fabrics less than 54 inches wide and/or having more than a nominal vertical repeat or pattern.  
Use the Additional Yardage (+YDG) requirements listed on page D3 to re-calculate the yardage or square footage needed for a given pattern.

Category	Pattern	Grade
Faux-Leather	Sillex	F3
Leather	Lena	L1

	Product No.	Dimensions	Fabric \$		Leather \$							
	MLVN10...	20.6w	COM	2042	F6	2160	F12	2275	COL	2349	L6	2889
		20.6d	F1	2109	F7	2174	F13	2303	L1	2583	L7	2979
		39.9h	F2	2117	F8	2190	F14	2334	L2	2619	L8	3087
		30.5sh	F3	2126	F9	2208	F15	2369	L3	2673	L9	3231
		15.3 sd	F4	2136	F10	2228	F16	2409	L4	2727	L10	3393
		1 yd, 18 sf	F5	2147	F11	2250	F17	2453	L5	2799	L11	3573
	Append suffix	For Base Finish		add \$								
	...MRW	Resin White		+0								
	...MRB	Resin Black		+0								
	...MRBZ	Resin Bronze		+0								
	...MRDBZ	Resin Dark Bronze		+0								
	...MPA	MPA Polished Aluminum		+551								
	MLVN11...	20.6w	COM	1728	F6	1817	F12	1903	COL	1988	L6	2408
		20.6d	F1	1778	F7	1827	F13	1924	L1	2170	L7	2478
		30.5h	F2	1784	F8	1839	F14	1947	L2	2198	L8	2562
		30.5sh	F3	1791	F9	1853	F15	1973	L3	2240	L9	2674
		17.3 sd	F4	1799	F10	1868	F16	2003	L4	2282	L10	2800
		0.75 yds, 14 sf	F5	1807	F11	1884	F17	2036	L5	2338	L11	2940
	Append suffix	For Base Finish		add \$								
	...MRW	Resin White		+0								
	...MRB	Resin Black		+0								
	...MRBZ	Resin Bronze		+0								
	...MRDBZ	Resin Dark Bronze		+0								
	...MPA	MPA Polished Aluminum		+551								
	MLVN20...	19.9w	COM	1998	F6	2116	F12	2231	COL	2297	L6	2837
		19.9d	F1	2065	F7	2130	F13	2259	L1	2531	L7	2927
		33.9h	F2	2073	F8	2146	F14	2290	L2	2567	L8	3035
		24.5sh	F3	2082	F9	2164	F15	2325	L3	2621	L9	3179
		15.3 sd	F4	2092	F10	2184	F16	2365	L4	2675	L10	3341
		1 yd, 18 sf	F5	2103	F11	2206	F17	2409	L5	2747	L11	3521
	Append suffix	For Base Finish		add \$								
	...MRW	Resin White		+0								
	...MRB	Resin Black		+0								
	...MRBZ	Resin Bronze		+0								
	...MRDBZ	Resin Dark Bronze		+0								
	...MPA	MPA Polished Aluminum		+551								
	MLVN21...	19.9w	COM	1683	F6	1772	F12	1858	COL	1935	L6	2355
		19.9d	F1	1733	F7	1782	F13	1879	L1	2117	L7	2425
		24.5h	F2	1739	F8	1794	F14	1902	L2	2145	L8	2509
		24.5sh	F3	1746	F9	1808	F15	1928	L3	2187	L9	2621
		17.3 sd	F4	1754	F10	1823	F16	1958	L4	2229	L10	2747
		0.75 yds, 14 sf	F5	1762	F11	1839	F17	1991	L5	2285	L11	2887
	Append suffix	For Base Finish		add \$								
	...MRW	Resin White		+0								
	...MRB	Resin Black		+0								
	...MRBZ	Resin Bronze		+0								
	...MRDBZ	Resin Dark Bronze		+0								
	...MPA	MPA Polished Aluminum		+551								



**! Notes:**

Stools swivel, but are not self-returning.

Append N to end of product code for no swivel; no price change.

Specify Wood finish from any of Tuohy Wood1, Wood2, or Wood3 finishes; No Price change.


Shipping address for COM/COL materials and memo samples:  
TUOHY/Realform Technologies, 25 Worcester Rd, Toronto ON, M9W 1K9 Canada



IMPORTANT! Additional yardage may be required for fabrics less than 54 inches wide and/or having more than a nominal vertical repeat or pattern. Use the Additional Yardage (+YDG) requirements listed on page D3 to re-calculate the yardage or square footage needed for a given pattern.

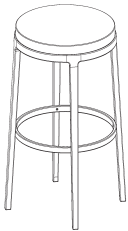
Category	Pattern	Grade
Faux-Leather	Silix	F3
Leather	Lena	L1

Melvin Bar Height, with Back  
Wood Base



Product No.	Dimensions	Fabric \$							Leather \$			
MLVN10...	20.6w	COM	2042	F6	2160	F12	2275	COL	2349	L6	2889	
	20.6d	F1	2109	F7	2174	F13	2303	L1	2583	L7	2979	
	39.4h	F2	2117	F8	2190	F14	2334	L2	2619	L8	3087	
	30sh	F3	2126	F9	2208	F15	2369	L3	2673	L9	3231	
	15.3 sd	F4	2136	F10	2228	F16	2409	L4	2727	L10	3393	
	1 yd, 18 sf	F5	2147	F11	2250	F17	2453	L5	2799	L11	3573	
Append Base Code	For Base Finish	add \$										
...WM...	Clear on Maple	+698										
...WW...	Clear on Walnut	+1111										
Append suffix	For Foot Ring Metal Finish	add \$										
...MRW	Resin White	+0										
...MRB	Resin Black	+0										
...MRBZ	Resin Bronze	+0										
...MRDBZ	Resin Dark Bronze	+0										
...MPA	MPA Polished Aluminum	+551										

Melvin Bar Height, Backless  
Wood Base



Product No.	Dimensions	Fabric \$							Leather \$			
MLVN11...	20.6w	COM	1728	F6	1817	F12	1903	COL	1988	L6	2408	
	20.6d	F1	1778	F7	1827	F13	1924	L1	2170	L7	2478	
	30h	F2	1784	F8	1839	F14	1947	L2	2198	L8	2562	
	30sh	F3	1791	F9	1853	F15	1973	L3	2240	L9	2674	
	17.3 sd	F4	1799	F10	1868	F16	2003	L4	2282	L10	2800	
	0.75 yds, 14 sf	F5	1807	F11	1884	F17	2036	L5	2338	L11	2940	
Append Base Code	For Base Finish	add \$										
...WM...	Clear on Maple	+698										
...WW...	Clear on Walnut	+1111										
Append suffix	For Foot Ring Metal Finish	add \$										
...MRW	Resin White	+0										
...MRB	Resin Black	+0										
...MRBZ	Resin Bronze	+0										
...MRDBZ	Resin Dark Bronze	+0										
...MPA	MPA Polished Aluminum	+551										

> To order  
Combine prefix, base finish, and metal finish codes.  
! Notes:  
Stools swivel, but are not self-returning.  
Append N to end of product code for no swivel; no price change.

Shipping address for COM/COL materials and memo samples:  
TUOHY/Realform Technologies, 25 Worcester Rd, Toronto ON, M9W 1K9 Canada



IMPORTANT! Additional yardage may be required for fabrics less than 54 inches wide and/or having more than a nominal vertical repeat or pattern.  
Use the Additional Yardage (+YDG) requirements listed on page D3 to re-calculate the yardage or square footage needed for a given pattern.

Category	Pattern	Grade
Faux-Leather	Silex	F3
Leather	Lena	L1

Melvin Counter Height, with Back  
Wood Base

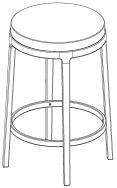


Product No.	Dimensions	Fabric \$							Leather \$		
MLVN20...	19.9w	COM	1998	F6	2116	F12	2231	COL	2297	L6	2837
	19.9d	F1	2065	F7	2130	F13	2259	L1	2531	L7	2927
	33.4h	F2	2073	F8	2146	F14	2290	L2	2567	L8	3035
	24sh	F3	2082	F9	2164	F15	2325	L3	2621	L9	3179
	15.3 sd	F4	2092	F10	2184	F16	2365	L4	2675	L10	3341
1 yd, 18 sf	F5	2103	F11	2206	F17	2409	L5	2747	L11	3521	

Append Base Code	For Base Finish	add \$
...WM...	Clear on Maple	+698
...WW...	Clear on Walnut	+1111

Append suffix	For Foot Ring Metal Finish	add \$
...MRW	Resin White	+0
...MRB	Resin Black	+0
...MRBZ	Resin Bronze	+0
...MRDBZ	Resin Dark Bronze	+0
...MPA	MPA Polished Aluminum	+551

Melvin Counter Height, Backless  
Wood Base



Product No.	Dimensions	Fabric \$							Leather \$		
MLVN21...	19.9w	COM	1683	F6	1772	F12	1858	COL	1935	L6	2355
	19.9d	F1	1733	F7	1782	F13	1879	L1	2117	L7	2425
	24h	F2	1739	F8	1794	F14	1902	L2	2145	L8	2509
	24sh	F3	1746	F9	1808	F15	1928	L3	2187	L9	2621
	17.3 sd	F4	1754	F10	1823	F16	1958	L4	2229	L10	2747
0.75 yds, 14 sf	F5	1762	F11	1839	F17	1991	L5	2285	L11	2887	

Append Base Code	For Base Finish	add \$
...WM...	Clear on Maple	+698
...WW...	Clear on Walnut	+1111

Append suffix	For Foot Ring Metal Finish	add \$
...MRW	Resin White	+0
...MRB	Resin Black	+0
...MRBZ	Resin Bronze	+0
...MRDBZ	Resin Dark Bronze	+0
...MPA	MPA Polished Aluminum	+551

> To order

Combine prefix, base finish, and metal finish codes.

! Notes:

Stools swivel, but are not self-returning.


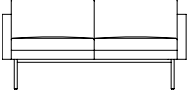
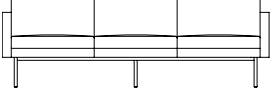
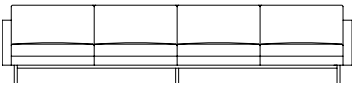
Append N to end of product code for no swivel; no price change.

Shipping address for COM/COL materials and memo samples:  
TUOHY/Realform Technologies, 25 Worcester Rd, Toronto ON, M9W 1K9 Canada



IMPORTANT! Additional yardage may be required for fabrics less than 54 inches wide and/or having more than a nominal vertical repeat or pattern. Use the Additional Yardage (+YDG) requirements listed on page D3 to re-calculate the yardage or square footage needed for a given pattern.

Category	Pattern	Grade
Faux-Leather	Silex	F3
Leather	Lena	L1

	Product No.	Dimensions	Fabric \$	Leather \$	
	Moderna Double Arm Club	MP1	34w	COM 3217 F6 4043 F12 4848	COL 3700 L6 7480
	Plain Back		28d	F1 3686 F7 4141 F13 5044	L1 5338 L7 8110
			30h	F2 3742 F8 4253 F14 5261	L2 5590 L8 8866
			17.5sh	F3 3805 F9 4379 F15 5506	L3 5968 L9 9874
			25ah	F4 3875 F10 4519 F16 5786	L4 6346 L10 11008
			7 yds, 126 sf	F5 3952 F11 4673 F17 6094	L5 6850 L11 12268
	Moderna Double Arm Settee	MP2	62w	COM 4425 F6 5900 F12 7338	COL 5088 L6 11838
	Plain Back		28d	F1 5263 F7 6075 F13 7688	L1 8013 L7 12963
			30h	F2 5363 F8 6275 F14 8075	L2 8463 L8 14313
			17.5sh	F3 5475 F9 6500 F15 8513	L3 9138 L9 16113
			25ah	F4 5600 F10 6750 F16 9013	L4 9813 L10 18138
			12.5 yds, 225 sf	F5 5738 F11 7025 F17 9563	L5 10713 L11 20388
	Moderna Double Arm Sofa	MP3	90w	COM 5975 F6 8099 F12 10169	COL 6871 L6 16591
	Plain Back		28d	F1 7181 F7 8351 F13 10673	L1 11083 L7 18211
			30h	F2 7325 F8 8639 F14 11231	L2 11731 L8 20155
			17.5sh	F3 7487 F9 8963 F15 11861	L3 12703 L9 22747
			25ah	F4 7667 F10 9323 F16 12581	L4 13675 L10 25663
			18 yds, 324 sf	F5 7865 F11 9719 F17 13373	L5 14971 L11 28903
	Moderna Double Arm Quad	MP4	118w	COM 7388 F6 10161 F12 12864	COL 8496 L6 21186
	Plain Back		28d	F1 8963 F7 10490 F13 13522	L1 13995 L7 23301
			30h	F2 9151 F8 10866 F14 14250	L2 14841 L8 25839
			17.5sh	F3 9362 F9 11289 F15 15073	L3 16110 L9 29223
			25ah	F4 9597 F10 11759 F16 16013	L4 17379 L10 33030
			23.5 yds, 423 sf	F5 9856 F11 12276 F17 17047	L5 19071 L11 37260

**! Notes:**

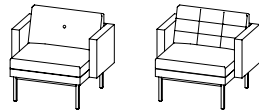
Standard metal finish is MBN Brushed Nickel.

Use freestanding only; modular connections are not available on Double Arm units.

**+ Options:**

For Button Back, change ProdNo. 2nd letter from P to B, add \$122/Club, \$244/Settee, \$366/Sofa, \$488/Quad.

For Quilted Back, change ProdNo. 2nd letter from P to Q, add \$122/Club, \$244/Settee, \$366/Sofa, \$488/Quad.



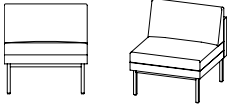

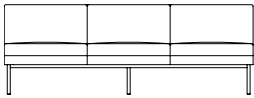
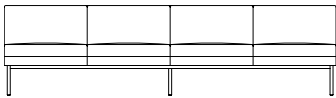
Shipping address for COM/COL materials and memo samples:  
TUOHY Furniture Corporation, Upholstery Receiving Dept, 1323 W 132nd St, Gardena, CA 90247

Please provide tagging information as needed for your project.



IMPORTANT! Additional yardage may be required for fabrics less than 54 inches wide and/or having more than a nominal vertical repeat or pattern. Use the Additional Yardage (+YDG) requirements listed on page D3 to re-calculate the yardage or square footage needed for a given pattern.

Category	Pattern	Grade
Faux-Leather	Sillex	F3
Leather	Lena	L1

	Product No.	Dimensions	Fabric \$							Leather \$				
	Moderna Armless Club	MP1H	28w	COM	2769	F6	3418	F12	4051	COL	3185	L6	6155	
	Plain Back		28d	F1	3138	F7	3495	F13	4205	L1	4472	L7	6650	
			30h	F2	3182	F8	3583	F14	4375	L2	4670	L8	7244	
			17.5sh	F3	3231	F9	3682	F15	4568	L3	4967	L9	8036	
			25ah	F4	3286	F10	3792	F16	4788	L4	5264	L10	8927	
		5.5 yds, 99 sf	F5	3347	F11	3913	F17	5030	L5	5660	L11	9917		
	Moderna Armless Settee	MP2H	56w	COM	4009	F6	5248	F12	6456	COL	4611	L6	10281	
	Plain Back		28d	F1	4713	F7	5395	F13	6750	L1	7068	L7	11226	
			30h	F2	4797	F8	5563	F14	7075	L2	7446	L8	12360	
			17.5sh	F3	4891	F9	5752	F15	7443	L3	8013	L9	13872	
			25ah	F4	4996	F10	5962	F16	7863	L4	8580	L10	15573	
		10.5 yds, 189 sf	F5	5112	F11	6193	F17	8325	L5	9336	L11	17463		
	Moderna Armless Sofa	MP3H	84w	COM	5803	F6	7396	F12	8949	COL	6674	L6	13964	
	Plain Back		28d	F1	6708	F7	7585	F13	9327	L1	9833	L7	15179	
			30h	F2	6816	F8	7801	F14	9745	L2	10319	L8	16637	
			17.5sh	F3	6937	F9	8044	F15	10218	L3	11048	L9	18581	
			25ah	F4	7072	F10	8314	F16	10758	L4	11777	L10	20768	
		13.5 yds, 243 sf	F5	7221	F11	8611	F17	11352	L5	12749	L11	23198		
	Moderna Armless Quad	MP4H	112w	COM	6972	F6	9391	F12	11749	COL	8018	L6	19088	
	Plain Back		28d	F1	8346	F7	9678	F13	12323	L1	12815	L7	20933	
			30h	F2	8510	F8	10006	F14	12958	L2	13553	L8	23147	
			17.5sh	F3	8694	F9	10375	F15	13676	L3	14660	L9	26099	
			25ah	F4	8899	F10	10785	F16	14496	L4	15767	L10	29420	
		20.5 yds, 369 sf	F5	9125	F11	11236	F17	15398	L5	17243	L11	33110		

! Notes:

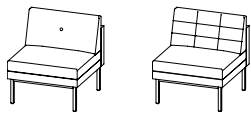
Standard metal finish is MBN Brushed Nickel.

Use freestanding or in modular connection on either or both sides.

+ Options:

For Button Back, change ProdNo. 2nd letter from P to B, add \$122/Club, \$244/Settee, \$366/Sofa, \$488/Quad.

For Quilted Back, change ProdNo. 2nd letter from P to Q, add \$122/Club, \$244/Settee, \$366/Sofa, \$488/Quad.



Moderna in Modular Configuration



MT2W1  
End Table

MP2H  
Armless Settee  
Plain Back

MT1W1  
In-Line Table

MP1H  
Armless Club  
Plain Back

MT3W1  
Corner Table

MP1R  
Arm Right Club  
Plain Back

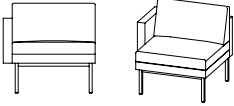
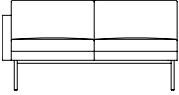
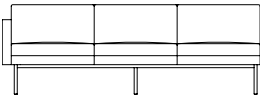
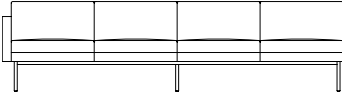
Shipping address for COM/COL materials and memo samples:  
TUOHY Furniture Corporation, Upholstery Receiving Dept, 1323 W 132nd St, Gardena, CA 90247

Please provide tagging information as needed for your project.



IMPORTANT! Additional yardage may be required for fabrics less than 54 inches wide and/or having more than a nominal vertical repeat or pattern.  
Use the Additional Yardage (+YDG) requirements listed on page D3 to re-calculate the yardage or square footage needed for a given pattern.

Category	Pattern	Grade
Faux-Leather	Sillex	F3
Leather	Lena	L1

	Product No.	Dimensions	Fabric \$							Leather \$			
Moderna Arm Left Club 	MP1L	31w	COM	3012	F6	3779	F12	4527	COL	3464	L6	6974	
	Plain Back	28d	F1	3448	F7	3870	F13	4709	L1	4985	L7	7559	
		30h	F2	3500	F8	3974	F14	4910	L2	5219	L8	8261	
		17.5sh	F3	3558	F9	4091	F15	5138	L3	5570	L9	9197	
		25ah	F4	3623	F10	4221	F16	5398	L4	5921	L10	10250	
		6.5 yds, 117 sf	F5	3695	F11	4364	F17	5684	L5	6389	L11	11420	
Moderna Arm Left Settee 	MP2L	59w	COM	4215	F6	5631	F12	7011	COL	4847	L6	11327	
	Plain Back	28d	F1	5019	F7	5799	F13	7347	L1	7655	L7	12407	
		30h	F2	5115	F8	5991	F14	7719	L2	8087	L8	13703	
		17.5sh	F3	5223	F9	6207	F15	8139	L3	8735	L9	15431	
		25ah	F4	5343	F10	6447	F16	8619	L4	9383	L10	17375	
		12 yds, 216 sf	F5	5475	F11	6711	F17	9147	L5	10247	L11	19535	
Moderna Arm Left Sofa 	MP3L	87w	COM	6011	F6	8076	F12	10089	COL	6913	L6	16363	
	Plain Back	28d	F1	7184	F7	8321	F13	10579	L1	11008	L7	17938	
		30h	F2	7324	F8	8601	F14	11121	L2	11638	L8	19828	
		17.5sh	F3	7481	F9	8916	F15	11734	L3	12583	L9	22348	
		25ah	F4	7656	F10	9266	F16	12434	L4	13528	L10	25183	
		17.5 yds, 315 sf	F5	7849	F11	9651	F17	13204	L5	14788	L11	28333	
Moderna Arm Left Quad 	MP4L	115w	COM	7181	F6	9895	F12	12540	COL	8258	L6	20678	
	Plain Back	28d	F1	8722	F7	10217	F13	13184	L1	13640	L7	22748	
		30h	F2	8906	F8	10585	F14	13897	L2	14468	L8	25232	
		17.5sh	F3	9113	F9	10999	F15	14702	L3	15710	L9	28544	
		25ah	F4	9343	F10	11459	F16	15622	L4	16952	L10	32270	
		23 yds, 414 sf	F5	9596	F11	11965	F17	16634	L5	18608	L11	36410	

**! Notes:**

Standard metal finish is MBN Brushed Nickel.

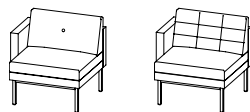
Use freestanding or in modular connection on the right (armless) side only.

Handedness is determined on approach.

**+ Options:**

For Button Back, change ProdNo. 2nd letter from P to B, add \$122/Club, \$244/Settee, \$366/Sofa, \$488/Quad.

For Quilted Back, change ProdNo. 2nd letter from P to Q, add \$122/Club, \$244/Settee, \$366/Sofa, \$488/Quad.




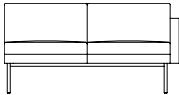
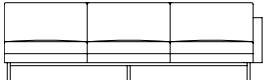
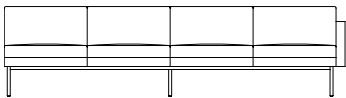
Shipping address for COM/COL materials and memo samples:  
 TUOHY Furniture Corporation, Upholstery Receiving Dept, 1323 W 132nd St, Gardena, CA 90247

Please provide tagging information as needed for your project.



**IMPORTANT!** Additional yardage may be required for fabrics less than 54 inches wide and/or having more than a nominal vertical repeat or pattern.  
 Use the Additional Yardage (+YDG) requirements listed on page D3 to re-calculate the yardage or square footage needed for a given pattern.

Category	Pattern	Grade
Faux-Leather	Silax	F3
Leather	Lena	L1


	Product No.	Dimensions	Fabric \$							Leather \$				
<b>Moderna Arm Right Club</b> 	MP1R	31w	COM	3012	F6	3779	F12	4527	COL	3464	L6	6974		
	Plain Back	28d	F1	3448	F7	3870	F13	4709	L1	4985	L7	7559		
		30h	F2	3500	F8	3974	F14	4910	L2	5219	L8	8261		
		17.5sh	F3	3558	F9	4091	F15	5138	L3	5570	L9	9197		
		25ah	F4	3623	F10	4221	F16	5398	L4	5921	L10	10250		
		6.5 yds, 117 sf	F5	3695	F11	4364	F17	5684	L5	6389	L11	11420		
<b>Moderna Arm Right Settee</b> 	MP2R	59w	COM	4215	F6	5631	F12	7011	COL	4847	L6	11327		
	Plain Back	28d	F1	5019	F7	5799	F13	7347	L1	7655	L7	12407		
		30h	F2	5115	F8	5991	F14	7719	L2	8087	L8	13703		
		17.5sh	F3	5223	F9	6207	F15	8139	L3	8735	L9	15431		
		25ah	F4	5343	F10	6447	F16	8619	L4	9383	L10	17375		
		12 yds, 216 sf	F5	5475	F11	6711	F17	9147	L5	10247	L11	19535		
<b>Moderna Arm Right Sofa</b> 	MP3R	87w	COM	6011	F6	8076	F12	10089	COL	6913	L6	16363		
	Plain Back	28d	F1	7184	F7	8321	F13	10579	L1	11008	L7	17938		
		30h	F2	7324	F8	8601	F14	11121	L2	11638	L8	19828		
		17.5sh	F3	7481	F9	8916	F15	11734	L3	12583	L9	22348		
		25ah	F4	7656	F10	9266	F16	12434	L4	13528	L10	25183		
		17.5 yds, 315 sf	F5	7849	F11	9651	F17	13204	L5	14788	L11	28333		
<b>Moderna Arm Right Quad</b> 	MP4R	115w	COM	7181	F6	9895	F12	12540	COL	8258	L6	20678		
	Plain Back	28d	F1	8722	F7	10217	F13	13184	L1	13640	L7	22748		
		30h	F2	8906	F8	10585	F14	13897	L2	14468	L8	25232		
		17.5sh	F3	9113	F9	10999	F15	14702	L3	15710	L9	28544		
		25ah	F4	9343	F10	11459	F16	15622	L4	16952	L10	32270		
		23 yds, 414 sf	F5	9596	F11	11965	F17	16634	L5	18608	L11	36410		

**! Notes:**

- Standard metal finish is MBN Brushed Nickel.
- Use freestanding or in modular connection on the left (armless) side only.
- Handedness is determined on approach.

**+ Options:**

- For Button Back, change ProdNo. 2nd letter from P to B, add \$122/Club, \$244/Settee, \$366/Sofa, \$488/Quad.
- For Quilted Back, change ProdNo. 2nd letter from P to Q, add \$122/Club, \$244/Settee, \$366/Sofa, \$488/Quad.




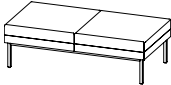
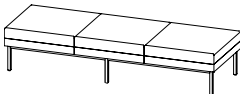
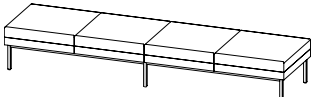
Shipping address for COM/COL materials and memo samples:  
 TUOHY Furniture Corporation, Upholstery Receiving Dept, 1323 W 132nd St, Gardena, CA 90247



Please provide tagging information as needed for your project.

**IMPORTANT!** Additional yardage may be required for fabrics less than 54 inches wide and/or having more than a nominal vertical repeat or pattern.  
 Use the Additional Yardage (+YDG) requirements listed on page D3 to re-calculate the yardage or square footage needed for a given pattern.

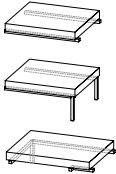
Category	Pattern	Grade
Faux-Leather	Sillex	F3
Leather	Lena	L1

	Product No.	Dimensions	Fabric \$							Leather \$				
 <p>Moderna Bench, Single</p>	MW1	28w	COM	2349	F6	2644	F12	2932	COL	2702	L6	4052		
		20d	F1	2517	F7	2679	F13	3002	L1	3287	L7	4277		
		17.5h	F2	2537	F8	2719	F14	3079	L2	3377	L8	4547		
		2.5 yds, 45 sf	F3	2559	F9	2764	F15	3167	L3	3512	L9	4907		
			F4	2584	F10	2814	F16	3267	L4	3647	L10	5312		
F5	2612	F11	2869	F17	3377	L5	3827	L11	5762					
 <p>Moderna Bench, Double</p>	MW2	56w	COM	3464	F6	4054	F12	4629	COL	3984	L6	6684		
		20d	F1	3799	F7	4124	F13	4769	L1	5154	L7	7134		
		17.5h	F2	3839	F8	4204	F14	4924	L2	5334	L8	7674		
		5 yds, 90 sf	F3	3884	F9	4294	F15	5099	L3	5604	L9	8394		
			F4	3934	F10	4394	F16	5299	L4	5874	L10	9204		
F5	3989	F11	4504	F17	5519	L5	6234	L11	10104					
 <p>Moderna Bench, Triple</p>	MW3	84w	COM	4445	F6	5330	F12	6193	COL	5111	L6	9161		
		20d	F1	4948	F7	5435	F13	6403	L1	6866	L7	9836		
		17.5h	F2	5008	F8	5555	F14	6635	L2	7136	L8	10646		
		7.5 yds, 135 sf	F3	5075	F9	5690	F15	6898	L3	7541	L9	11726		
			F4	5150	F10	5840	F16	7198	L4	7946	L10	12941		
F5	5233	F11	6005	F17	7528	L5	8486	L11	14291					
 <p>Moderna Bench, Quad</p>	MW4	112w	COM	5247	F6	6427	F12	7577	COL	6034	L6	11434		
		20d	F1	5917	F7	6567	F13	7857	L1	8374	L7	12334		
		17.5h	F2	5997	F8	6727	F14	8167	L2	8734	L8	13414		
		10 yds, 180 sf	F3	6087	F9	6907	F15	8517	L3	9274	L9	14854		
			F4	6187	F10	7107	F16	8917	L4	9814	L10	16474		
F5	6297	F11	7327	F17	9357	L5	10534	L11	18274					

! Notes:

Standard metal finish is MBN Brushed Nickel.

Use freestanding only; modular connections are not available on Bench units.

		Wood1	Wood2	AcrylicSS	Quartz	Marble	
 <p>Moderna Modular Tables</p>	Modular	...W1	...W2	...C	...Q	...M	
	In-Line Table 28w 28d 13h	MT1...	2123	2272	2984	4448	3056
	End Table 28w 28d 13h	MT2...	2198	2352	3065	4530	3135
	Corner Table 36w 28d 13h	MT3...	2416	2585	3272	4736	3493

! Notes:

Specify the product number by appending the desired Top Material Code to the Prod.No. Prefix.

Example: Modular Tables with Wood1 top is MT1W1; price is \$2123.

Standard metal finish is MBN Brushed Nickel.

Solid Surface is Avonite® 8016 White, Matte.

Quartz is all standard colors from Cambria®; Luxury Series Designs require quotation.

Marble is Carrara.

Other top materials are available on a COM/project basis.

Modular tables connect to seating where there are no arms.

> See Also: Moderna Occasional Tables



Shipping address for COM/COL materials and memo samples:  
TUOHY Furniture Corporation, Upholstery Receiving Dept, 1323 W 132nd St, Gardena, CA 90247

Please provide tagging information as needed for your project.



IMPORTANT! Additional yardage may be required for fabrics less than 54 inches wide and/or having more than a nominal vertical repeat or pattern.  
Use the Additional Yardage (+YDG) requirements listed on page D3 to re-calculate the yardage or square footage needed for a given pattern.

Category	Pattern	Grade
Faux-Leather	Sillex	F3
Leather	Lena	L1



	Product No.	Dimensions		List \$										
Nora Bar Height	NORA10U...	Wood, Clear (No Seat Pad)		1538										
	NORA11UM	Wood, Ebony Stain on Maple (No Seat Pad)		1878										
	NORA10P...	Wood, Clear (with Seat Pad)			Fabric \$					Leather \$				
		22w 18.9d			COM	1665	F6	1724	F12	1782	COL	1915	L6	1990
		40h			F1	1699	F7	1731	F13	1796	L1	1948	L7	2003
		29.5 sh			F2	1703	F8	1739	F14	1811	L2	1953	L8	2018
		15.5 sw			F3	1707	F9	1748	F15	1829	L3	1960	L9	2038
		15.5 sd			F4	1712	F10	1758	F16	1849	L4	1968	L10	2060
	0.5 yds, 2.5 sf			F5	1718	F11	1769	F17	1871	L5	1978	L11	2085	
	NORA11PM	Wood, Ebony Stain on Maple (with Seat Pad)			Fabric \$					Leather \$				
		22w 18.9d			COM	2014	F6	2073	F12	2131	COL	2316	L6	2391
		40h			F1	2048	F7	2080	F13	2145	L1	2349	L7	2404
		29.5 sh			F2	2052	F8	2088	F14	2160	L2	2354	L8	2419
		15.5 sw			F3	2056	F9	2097	F15	2178	L3	2361	L9	2439
		15.5 sd			F4	2061	F10	2107	F16	2198	L4	2369	L10	2461
	0.5 yds, 2.5 sf			F5	2067	F11	2118	F17	2220	L5	2379	L11	2486	
	Append Suffix	For Wood Species with Clear Stain		add \$										
	...M	Plain Sliced Maple		+0										
	...O	Plain Sliced Oak		+0										
	...W	Quarter Plain Walnut		+105										

**! Notes:**

Ebony stain on Maple wood species only.

**> Options:**

Specify base finish option from MRB Resin Black, MRW Resin White, MRBZ Resin Bronze, MRDBZ Resin Dark Bronze

Nora Counter Height	NORA20U...	Wood, Clear (No Seat Pad)		1512										
	NORA21UM	Wood, Ebony Stain on Maple (No Seat Pad)		1763										
	NORA20P...	Wood, Clear (with Seat Pad)			Fabric \$					Leather \$				
		21.5w 18.9d			COM	1639	F6	1698	F12	1756	COL	1885	L6	1960
		35h			F1	1673	F7	1705	F13	1770	L1	1918	L7	1973
		24.5 sh			F2	1677	F8	1713	F14	1785	L2	1923	L8	1988
		15.5 sw			F3	1681	F9	1722	F15	1803	L3	1930	L9	2008
		15.5 sd			F4	1686	F10	1732	F16	1823	L4	1938	L10	2030
	0.5 yds, 2.5 sf			F5	1692	F11	1743	F17	1845	L5	1948	L11	2055	
	NORA21PM	Wood, Ebony Stain on Maple (with Seat Pad)			Fabric \$					Leather \$				
		21.5w 18.9d			COM	1892	F6	1951	F12	2009	COL	2176	L6	2251
		35h			F1	1926	F7	1958	F13	2023	L1	2209	L7	2264
		24.5 sh			F2	1930	F8	1966	F14	2038	L2	2214	L8	2279
		15.5 sw			F3	1934	F9	1975	F15	2056	L3	2221	L9	2299
		15.5 sd			F4	1939	F10	1985	F16	2076	L4	2229	L10	2321
	0.5 yds, 2.5 sf			F5	1945	F11	1996	F17	2098	L5	2239	L11	2346	
	Append Suffix	For Wood Species		add \$										
	...M	Plain Sliced Maple		+0										
	...O	Plain Sliced Oak		+0										
	...W	Quarter Plain Walnut		+105										

**! Notes:**

Ebony stain on Maple wood species only.

**> Options:**



Specify base finish option from MRB Resin Black, MRW Resin White, MRBZ Resin Bronze, MRDBZ Resin Dark Bronze

Shipping address for COM/COL materials and memo samples:  
TUOHY/Realform Technologies, 25 Worcester Rd, Toronto ON, M9W 1K9 Canada



IMPORTANT! Additional yardage may be required for fabrics less than 54 inches wide and/or having more than a nominal vertical repeat or pattern. Use the Additional Yardage (+YDG) requirements listed on page D3 to re-calculate the yardage or square footage needed for a given pattern.

Category	Pattern	Grade
Faux-Leather	Sillex	F3
Leather	Lena	L1

	Product No.	Dimensions	List \$									
Nora Chair Height	NORA30U...	Wood, Clear (No Seat Pad)	1393									
	NORA31UM	Wood, Ebony Stain on Maple (No Seat Pad)	1643									
	NORA30P...	Wood, Clear (with Seat Pad) 21w 18.9d 29h 18.5 sh 15.5 sw 15.5 sd 0.5 yds, 2.5 sf	Fabric \$					Leather \$				
			COM	1520	F6	1579	F12	1637	COL	1748	L6	1823
			F1	1554	F7	1586	F13	1651	L1	1781	L7	1836
			F2	1558	F8	1594	F14	1666	L2	1786	L8	1851
			F3	1562	F9	1603	F15	1684	L3	1793	L9	1871
			F4	1567	F10	1613	F16	1704	L4	1801	L10	1893
			F5	1573	F11	1624	F17	1726	L5	1811	L11	1918
	NORA31PM	Wood, Ebony Stain on Maple (with Seat Pad) 21w 18.9d 29h 18.5 sh 15.5 sw 15.5 sd 0.5 yds, 2.5 sf	Fabric \$					Leather \$				
			COM	1771	F6	1830	F12	1888	COL	2037	L6	2112
			F1	1805	F7	1837	F13	1902	L1	2070	L7	2125
			F2	1809	F8	1845	F14	1917	L2	2075	L8	2140
			F3	1813	F9	1854	F15	1935	L3	2082	L9	2160
			F4	1818	F10	1864	F16	1955	L4	2090	L10	2182
			F5	1824	F11	1875	F17	1977	L5	2100	L11	2207
Append Suffix	For Wood Species	add \$										
...M	Plain Sliced Maple	+0										
...O	Plain Sliced Oak	+0										
...W	Quarter Plain Walnut	+105										

**! Notes:**

Ebony stain on Maple wood species only.  
Chairs allow stacking; up to 4 in a stack is recommended.

**> Options:**

Specify base finish option from MRB Resin Black, MRW Resin White, MRBZ Resin Bronze, MRDBZ Resin Dark Bronze

Shipping address for COM/COL materials and memo samples:  
TUOHY/Realform Technologies, 25 Worcester Rd, Toronto ON, M9W 1K9 Canada



IMPORTANT! Additional yardage may be required for fabrics less than 54 inches wide and/or having more than a nominal vertical repeat or pattern.  
Use the Additional Yardage (+YDG) requirements listed on page D3 to re-calculate the yardage or square footage needed for a given pattern.

Category	Pattern	Grade
Faux-Leather	Silex	F3
Leather	Lena	L1

Seating: **Pleat**

May 26, 2026

Pleat 4-Leg Glides



Product No.	Dimensions	Fabric \$	Leather \$
PLEAT4	32w	COM 2617 F6 3089 F12 3549	COL 3009 L6 5169
	26.3d	F1 2885 F7 3145 F13 3661	L1 3945 L7 5529
	32h	F2 2917 F8 3209 F14 3785	L2 4089 L8 5961
	18sh	F3 2953 F9 3281 F15 3925	L3 4305 L9 6537
	24.5ah	F4 2993 F10 3361 F16 4085	L4 4521 L10 7185
	4 yds, 72 sf	F5 3037 F11 3449 F17 4261	L5 4809 L11 7905

! Notes:

Standard base finish is MPA Polished Aluminum.

For Painted base, add P to the product number; specify color—Black, White, Bronze, or Dark Bronze; Deduct \$525.

For piping append A to end of product number; add \$166.

Pleat 5-Leg Casters



PLEAT5	32w	COM 2660 F6 3132 F12 3592	COL 3059 L6 5219
	26.3d	F1 2928 F7 3188 F13 3704	L1 3995 L7 5579
	32h	F2 2960 F8 3252 F14 3828	L2 4139 L8 6011
	18-23.5sh	F3 2996 F9 3324 F15 3968	L3 4355 L9 6587
	25ah	F4 3036 F10 3404 F16 4128	L4 4571 L10 7235
	4 yds, 72 sf	F5 3080 F11 3492 F17 4304	L5 4859 L11 7955

! Notes:

Standard base finish is MPA Polished Aluminum.

For Painted base, add P to the product number; specify color—Black, White, Bronze, or Dark Bronze; Deduct \$525.

For piping append A to end of product number; add \$166.

Pleat Disk Base



PLEATDB	32w	COM 2766 F6 3238 F12 3698	COL 3180 L6 5340
	26.3d	F1 3034 F7 3294 F13 3810	L1 4116 L7 5700
	31.5h	F2 3066 F8 3358 F14 3934	L2 4260 L8 6132
	19sh	F3 3102 F9 3430 F15 4074	L3 4476 L9 6708
	25ah	F4 3142 F10 3510 F16 4234	L4 4692 L10 7356
	4 yds, 72 sf	F5 3186 F11 3598 F17 4410	L5 4980 L11 8076

! Notes:

Standard base finish is MPA Polished Aluminum.

For Painted base, add P to the product number; specify color—Black, White, Bronze, or Dark Bronze; Deduct \$525.

For piping append A to end of product number; add \$166.

Pleat Wire Base



PLEATWB	32w	COM 2049 F6 2521 F12 2981	COL 2356 L6 4516
	26.3d	F1 2317 F7 2577 F13 3093	L1 3292 L7 4876
	31.5h	F2 2349 F8 2641 F14 3217	L2 3436 L8 5308
	18sh	F3 2385 F9 2713 F15 3357	L3 3652 L9 5884
	25ah	F4 2425 F10 2793 F16 3517	L4 3868 L10 6532
	4 yds, 72 sf	F5 2469 F11 2881 F17 3693	L5 4156 L11 7252

! Notes:

Append base finish code to Product Prefix above.

...P for Painted base; specify color—Black or White.

...C For Chrome base; Add \$650 List.

Pleat Wood-Leg



PLEATBW...	32w	COM 3257 F6 3729 F12 4189	COL 3745 L6 5905
	26.3d	F1 3525 F7 3785 F13 4301	L1 4681 L7 6265
	31.5h	F2 3557 F8 3849 F14 4425	L2 4825 L8 6697
	18sh	F3 3593 F9 3921 F15 4565	L3 5041 L9 7273
	25ah	F4 3633 F10 4001 F16 4725	L4 5257 L10 7921
	4 yds, 72 sf	F5 3677 F11 4089 F17 4901	L5 5545 L11 8641

? Append base finish code to Product Prefix above and specify color choice

...M for Maple veneer base, Colors: AN89 Light Anigre, PT17 Satin White, or PT07 Matte Ebony

...W for Walnut veneer base, Colors: MH97 Dark Mahogany, CH53 Dark Chery, or WL33 Catalan Walnut

! Notes—for all items this page:

Pre-approved Maharam patterns: Keen, Levy, Mantle, Merit and Mode.

Pre-approved leather: TUOHY Lena

Pre-approved faux-leather: TUOHY Silex

All other upholsteries must be submitted for testing and approval; see footnote below.

Combination fabric and leather requirements:

Inside back: 1.25 yds, 25.0 sf

Outside back: 1.2 yds, 22.5 sf

Seat: 0.7 yd, 13.5 sf

Piping: 0.75 yd (bias), 7 sf (non-bias), for both self and contrasting styles.

+ Options:

Specify paint color: White, Black, or Bronze. Custom colors available with a mixing charge of \$651.

5 Leg and disk base swivel but are not self returning

For piping append A to end of product number; add \$166.

Shipping address for COM/COL materials and memo samples:

TUOHY/Realform Technologies, 25 Worcester Rd, Toronto ON, M9W 1K9 Canada

IMPORTANT! Additional yardage may be required for fabrics less than 54 inches

wide and/or having more than a nominal vertical repeat or pattern.

Use the Additional Yardage (+YDG) requirements listed on page D3 to re-calculate

the yardage or square footage needed for a given pattern.



Category	Pattern	Grade
Faux-Leather	Silex	F3
Leather	Lena	L1

TUOHY

Ren Lounge



Product No.	Dimensions	Fabric \$	Leather \$								
RENL1	39.3w	COM	4760	F6	5350	F12	5925	COL	5474	L6	9074
	31.5d	F1	5095	F7	5420	F13	6065	L1	7034	L7	9674
	29.3h	F2	5135	F8	5500	F14	6220	L2	7274	L8	10394
	17sh	F3	5180	F9	5590	F15	6395	L3	7634	L9	11354
	28ah	F4	5230	F10	5690	F16	6595	L4	7994	L10	12434
	5 yds, 120 sf	F5	5285	F11	5800	F17	6815	L5	8474	L11	13634
...P	(contrast cord)	COM	66	F6	302	F12	532	COL	76	L6	1156
		F1	200	F7	330	F13	588	L1	544	L7	1336
		F2	216	F8	362	F14	650	L2	616	L8	1552
		F3	234	F9	398	F15	720	L3	724	L9	1840
		F4	254	F10	438	F16	800	L4	832	L10	2164
	2 yds, 36 sf	F5	276	F11	482	F17	888	L5	976	L11	2524

+ For contrasting welt cords, append the product suffix to the lounge product number; add the grade \$ amount.  
! Standard toeboard finish is PT07 Matte Ebony.

Ren Settee



RENL2	72.5w	COM	6737	F6	7563	F12	8368	COL	7747	L6	12427
	31.5d	F1	7206	F7	7661	F13	8564	L1	9775	L7	13207
	29.3h	F2	7262	F8	7773	F14	8781	L2	10087	L8	14143
	17sh	F3	7325	F9	7899	F15	9026	L3	10555	L9	15391
	28ah	F4	7395	F10	8039	F16	9306	L4	11023	L10	16795
	7 yds, 156 sf	F5	7472	F11	8193	F17	9614	L5	11647	L11	18355
...P	(contrast cord)	COM	66	F6	420	F12	765	COL	76	L6	1696
		F1	267	F7	462	F13	849	L1	778	L7	1966
		F2	291	F8	510	F14	942	L2	886	L8	2290
		F3	318	F9	564	F15	1047	L3	1048	L9	2722
		F4	348	F10	624	F16	1167	L4	1210	L10	3208
	3 yds, 54 sf	F5	381	F11	690	F17	1299	L5	1426	L11	3748

+ For contrasting welt cords, append the product suffix to the lounge product number; add the grade \$ amount.  
! Standard toeboard finish is PT07 Matte Ebony.

Ren Bench-Ottoman



RENB1	27.8w	COM	2624	F6	2860	F12	3090	COL	3018	L6	4488
	21d	F1	2758	F7	2888	F13	3146	L1	3655	L7	4733
	17h	F2	2774	F8	2920	F14	3208	L2	3753	L8	5027
	17sh	F3	2792	F9	2956	F15	3278	L3	3900	L9	5419
	2 yds, 49 sf	F4	2812	F10	2996	F16	3358	L4	4047	L10	5860
		F5	2834	F11	3040	F17	3446	L5	4243	L11	6350
...P	(contrast cord)	COM	66	F6	184	F12	299	COL	76	L6	616
		F1	133	F7	198	F13	327	L1	310	L7	706
		F2	141	F8	214	F14	358	L2	346	L8	814
		F3	150	F9	232	F15	393	L3	400	L9	958
		F4	160	F10	252	F16	433	L4	454	L10	1120
	1 yds, 18 sf	F5	171	F11	274	F17	477	L5	526	L11	1300

+ For contrasting welt cords, append the product suffix to the lounge product number; add the grade \$ amount.  
! Standard toeboard finish is PT07 Matte Ebony.

Ren Double Bench



RENB2	51w	COM	3408	F6	3762	F12	4107	COL	3920	L6	5990
	21d	F1	3609	F7	3804	F13	4191	L1	4817	L7	6335
	17h	F2	3633	F8	3852	F14	4284	L2	4955	L8	6749
	17sh	F3	3660	F9	3906	F15	4389	L3	5162	L9	7301
	3 yds, 69 sf	F4	3690	F10	3966	F16	4509	L4	5369	L10	7922
		F5	3723	F11	4032	F17	4641	L5	5645	L11	8612
...P	(contrast cord)	COM	66	F6	184	F12	299	COL	76	L6	616
		F1	133	F7	198	F13	327	L1	310	L7	706
		F2	141	F8	214	F14	358	L2	346	L8	814
		F3	150	F9	232	F15	393	L3	400	L9	958
		F4	160	F10	252	F16	433	L4	454	L10	1120
	1 yds, 18 sf	F5	171	F11	274	F17	477	L5	526	L11	1300

+ For contrasting welt cords, append the product suffix to the lounge product number; add the grade \$ amount.  
! Standard toeboard finish is PT07 Matte Ebony.

Shipping address for COM/COL materials and memo samples:  
TUOHY Furniture Corporation, Upholstery Receiving Dept, 1323 W 132nd St, Gardena, CA 90247



IMPORTANT! Additional yardage may be required for fabrics less than 54 inches wide and/or having more than a nominal vertical repeat or pattern.  
Use the Additional Yardage (+YDG) requirements listed on page D3 to re-calculate the yardage or square footage needed for a given pattern.

Category	Pattern	Grade
Faux-Leather	Silix	F3
Leather	Lena	L1

Low Back



Product Number	Dimensions	Fabric \$						Leather \$																								
		COM	F1	F2	F3	F4	F5	F6	F7	F8	F9	F10	F11	F12	F13	F14	F15	F16	F17	COL	L1	L2	L3	L4	L5	L6	L7	L8	L9	L10	L11	
STRAT10	34w	2458	2693	2721	2752	2787	2826	1300	1314	1330	1348	1368	1390	1415	1443	1474	1509	1549	1593	1359	1593	1629	1683	1737	1809	1899	1989	2097	2241	2403	2583	
	28.75d																															
	33h																															
	16.5sh																															
	17.5sd																															
	3.5 yds, 63 sf																															

Fabric and leather requirements (Full chair w/ seat pad): 3.5 yds, 63 sf  
 Fabric and leather requirements (Chair / no seat pad): 2.5 yds, 45sf  
 Seat pad only fabric and leather requirements: 1 yd, 18 sf

! Notes:

Includes 360 degree swivel, does not return to center.  
 Base is polished aluminum.  
 All upholstery must be submitted for testing and approval.  
 All contrasting fabrics are priced in the highest grade of the two fabrics.

High Back



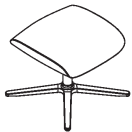
Product Number	Dimensions	Fabric \$						Leather \$																								
		COM	F1	F2	F3	F4	F5	F6	F7	F8	F9	F10	F11	F12	F13	F14	F15	F16	F17	COL	L1	L2	L3	L4	L5	L6	L7	L8	L9	L10	L11	
STRAT20	34w	2589	2824	2852	2883	2918	2957	3002	3051	3107	3170	3240	3317	3405	3503	3611	3734	3874	4028	2977	3796	3922	4111	4300	4552	4867	5182	5560	6064	6631	7261	
	30d																															
	39.5h																															
	16.5sh																															
	17.5sd																															
	3.5 yds, 63 sf																															

Fabric and leather requirements (Full chair w/ seat pad): 3.5 yds, 63 sf  
 Fabric and leather requirements (Chair / no seat pad): 2.5 yds, 45sf  
 Seat pad only fabric and leather requirements: 1 yd, 18 sf

! Notes:

Includes 360 degree swivel, does not return to center.  
 Base is polished aluminum.  
 All upholstery must be submitted for testing and approval.  
 All contrasting fabrics are priced in the highest grade of the two fabrics.

Ottoman



Product Number	Dimensions	Fabric \$						Leather \$																								
		COM	F1	F2	F3	F4	F5	F6	F7	F8	F9	F10	F11	F12	F13	F14	F15	F16	F17	COL	L1	L2	L3	L4	L5	L6	L7	L8	L9	L10	L11	
STRAT30	18.5w	1182	1249	1257	1266	1276	1287	1300	1314	1330	1348	1368	1390	1415	1443	1474	1509	1549	1593	1359	1593	1629	1683	1737	1809	1899	1989	2097	2241	2403	2583	
	18.5d																															
	16h																															
	1 yds, 18 sf																															

Fabric and leather requirements: 1 yd, 18 sf

Notes:

Includes 360 degree swivel, does not return to center.  
 Base is polished aluminum.  
 All upholstery must be submitted for testing and approval.

Shipping address for COM/COL materials and memo samples:  
 TUOHY/Realform Technologies, 25 Worcester Rd, Toronto ON, M9W 1K9 Canada



IMPORTANT! Additional yardage may be required for fabrics less than 54 inches wide and/or having more than a nominal vertical repeat or pattern.  
 Use the Additional Yardage (+YDG) requirements listed on page D3 to re-calculate the yardage or square footage needed for a given pattern.

Category	Pattern	Grade
Faux-Leather	Silex	F3
Leather	Lena	L1

Veda Mid-Back  
Standard Tilt



Description	Prod.No	List Price
Plastic Base		
Black Mesh / Black Frame*	VEDA138-9877	1313
Polished Aluminum Base		
Black Mesh/ Black Frame	VEDA138-9878	1456

! Notes: Back and seat are one piece mesh construction.  
 Fixed height arms.  
 Casters are black.  
 Weight assisted recline mechanism.  
 Back tilts backward 14 degrees from upright position.  
 COM/COL not available.  
 Ships KD and requires tool-less assembly.  
 Chairs have 14-15 week lead time unless noted.  
 \* 2-3 week lead time

Dimensions:  
 27.5w  
 27.5d  
 40.3-44.5h  
 16.7-20.9sh  
 19.6sw  
 16.8sd  
 8.6ah

Veda Mid-Back  
Synchronized Tilt



Plastic Base		
Black Mesh / Black Frame*	VEDA138-9879	1476
Gray Mesh / Black Frame*	VEDA138-9880	1476
Gray Mesh / Gray Frame*	VEDA138-9881	1641
Light Gray Mesh / Gray Frame	VEDA138-9882	1641
Polished Aluminum Base		
Black Mesh / Black Frame*	VEDA138-9883	1621
Gray Mesh / Black Frame	VEDA138-9884	1621
Gray Mesh / Gray Frame*	VEDA138-9885	1786
Light Gray Mesh / Gray Frame	VEDA138-9886	1786

! Notes: Back and seat are one piece mesh construction.  
 Fixed height arms.  
 Synchronized tilt mechanism allows back and seat to adjust in tandem.  
 Casters to match frame color.  
 Plastic Base to match frame color.  
 Back tilts backward 23.5 degrees from upright position; standard with back lock.  
 COM/COL not available.  
 Ships KD and requires tool-less assembly.  
 Chairs have 14-15 week lead time unless noted.  
 \* 2-3 week lead time

Dimensions:  
 27.5w  
 27.5d  
 40.3-44.5h  
 16.7-20.9sh  
 19.6sw  
 16.8sd  
 8.6ah

Veda High-Back  
Synchronized Tilt



Plastic Base		
Black Mesh / Black Frame*	VEDA138-9887	1649

! Notes: Back and seat are one piece mesh construction.  
 Fixed height arms.  
 Synchronized tilt mechanism allows back and seat to adjust in tandem.  
 Casters to match frame color.  
 Plastic Base to match frame color.  
 Back tilts backward 23.5 degrees from upright position; standard with back lock.  
 COM/COL not available.  
 Ships KD and requires tool-less assembly.  
 Chairs have 14-15 week lead time unless noted.  
 \* 2-3 week lead time

Dimensions:  
 27.5w  
 27.5d  
 50.5-54.7h  
 16.7-20.9sh  
 19.6sw  
 16.8sd  
 8.6ah

TUOHY

IMPORTANT! Additional yardage may be required for fabrics less than 54 inches wide and/or having more than a nominal vertical repeat or pattern.  
 Use the Additional Yardage (+YDG) requirements listed on page D3 to re-calculate the yardage or square footage needed for a given pattern.

Category	Pattern	Grade
Faux-Leather	Sillex	F3
Leather	Lena	L1

Vita Low Back



Product No.	Dimensions	Fabric \$							Leather \$				
VTL1	26w	COM	2856	F6	3210	F12	3555	COL	3284	L6	4904		
Casters	24.8d	F1	3057	F7	3252	F13	3639	L1	3986	L7	5174		
	33.5-38.5h	F2	3081	F8	3300	F14	3732	L2	4094	L8	5498		
	17.5-22.5sh	F3	3108	F9	3354	F15	3837	L3	4256	L9	5930		
	25.5-30.5ah	F4	3138	F10	3414	F16	3957	L4	4418	L10	6416		
	3 yds, 54 sf	F5	3171	F11	3480	F17	4089	L5	4634	L11	6956		



VTL2	26w	COM	2853	F6	3207	F12	3552	COL	3281	L6	4901
Glides	24.8d	F1	3054	F7	3249	F13	3636	L1	3983	L7	5171
	33.5-38.5h	F2	3078	F8	3297	F14	3729	L2	4091	L8	5495
	17.5-22.5sh	F3	3105	F9	3351	F15	3834	L3	4253	L9	5927
	25.5-30.5ah	F4	3135	F10	3411	F16	3954	L4	4415	L10	6413
	3 yds, 54 sf	F5	3168	F11	3477	F17	4086	L5	4631	L11	6953

Vita High Back



VTH1	26w	COM	2972	F6	3356	F12	3729	COL	3418	L6	5188
Casters	26.2d	F1	3190	F7	3401	F13	3820	L1	4185	L7	5483
	38.5-43.5h	F2	3216	F8	3453	F14	3921	L2	4303	L8	5837
	17.5-22.5sh	F3	3245	F9	3512	F15	4035	L3	4480	L9	6309
	25.5-30.5ah	F4	3278	F10	3577	F16	4165	L4	4657	L10	6840
	3.3 yds, 59 sf	F5	3313	F11	3648	F17	4308	L5	4893	L11	7430

5-Leg Base is MPA Polished Aluminum.

Shipping address for COM/COL materials and memo samples:  
 TUOHY Furniture Corporation, Upholstery Receiving Dept, 1323 W 132nd St, Gardena, CA 90247



IMPORTANT! Additional yardage may be required for fabrics less than 54 inches wide and/or having more than a nominal vertical repeat or pattern. Use the Additional Yardage (+YDG) requirements listed on page D3 to re-calculate the yardage or square footage needed for a given pattern.

Category	Pattern	Grade
Faux-Leather	Silex	F3
Leather	Lena	L1

