


TUOHY

# Genevieve Lounge



Genevieve Club Lounge



Product No.	Dimensions	Fabric \$							Leather \$				
GEN1 (Wd1 Surround)	30w	COM	5644	F6	6116	F12	6576	COL	6490	L6	8650		
	30d	F1	5912	F7	6172	F13	6688	L1	7426	L7	9010		
	29h	F2	5944	F8	6236	F14	6812	L2	7570	L8	9442		
	25ah	F3	5980	F9	6308	F15	6952	L3	7786	L9	10018		
	17sh	F4	6020	F10	6388	F16	7112	L4	8002	L10	10666		
	4 yds, 72 sf	F5	6064	F11	6476	F17	7288	L5	8290	L11	11386		
(Wd2 Surround)	30w	COM	6039	F6	6511	F12	6971	COL	6944	L6	9104		
	30d	F1	6307	F7	6567	F13	7083	L1	7880	L7	9464		
	29h	F2	6339	F8	6631	F14	7207	L2	8024	L8	9896		
	25ah	F3	6375	F9	6703	F15	7347	L3	8240	L9	10472		
	17sh	F4	6415	F10	6783	F16	7507	L4	8456	L10	11120		
	4 yds, 72 sf	F5	6459	F11	6871	F17	7683	L5	8744	L11	11840		
GENU1 (Uphol Surround)	30w	COM	4960	F6	5786	F12	6591	COL	5705	L6	9485		
	30d	F1	5429	F7	5884	F13	6787	L1	7343	L7	10115		
	29h	F2	5485	F8	5996	F14	7004	L2	7595	L8	10871		
	25ah	F3	5548	F9	6122	F15	7249	L3	7973	L9	11879		
	17sh	F4	5618	F10	6262	F16	7529	L4	8351	L10	13013		
	7 yds, 126 sf	F5	5695	F11	6416	F17	7837	L5	8855	L11	14273		

Standard metal finish is MPC Polished Chrome.  
For Resin Brushed Steel, add R to the product number; deduct \$105.

Shipping address for COM/COL materials and memo samples:  
TUOHY Furniture Corporation, Upholstery Receiving Dept, 1323 W 132nd St, Gardena, CA 90247

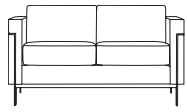


Please provide tagging information as needed for your project.

IMPORTANT! Additional yardage may be required for fabrics less than 54 inches wide and/or having more than a nominal vertical repeat or pattern.  
Use the Additional Yardage (+YDG) requirements listed on page D3 to re-calculate the yardage or square footage needed for a given pattern.

Category	Pattern	Grade
Faux-Leather	Silex	F3
Leather	Lena	L1

Genevieve Settee



Product No.	Dimensions	Fabric \$							Leather \$			
GEN2 (Wd1 Surround)	52w	COM	7697	F6	8464	F12	9212	COL	8852	L6	12362	
	30d	F1	8133	F7	8555	F13	9394	L1	10373	L7	12947	
	29h	F2	8185	F8	8659	F14	9595	L2	10607	L8	13649	
	25ah	F3	8243	F9	8776	F15	9823	L3	10958	L9	14585	
	17sh	F4	8308	F10	8906	F16	10083	L4	11309	L10	15638	
	6.5 yds, 117 sf	F5	8380	F11	9049	F17	10369	L5	11777	L11	16808	
(Wd2 Surround)	52w	COM	8236	F6	9003	F12	9751	COL	9472	L6	12982	
	30d	F1	8672	F7	9094	F13	9933	L1	10993	L7	13567	
	29h	F2	8724	F8	9198	F14	10134	L2	11227	L8	14269	
	25ah	F3	8782	F9	9315	F15	10362	L3	11578	L9	15205	
	17sh	F4	8847	F10	9445	F16	10622	L4	11929	L10	16258	
	6.5 yds, 117 sf	F5	8919	F11	9588	F17	10908	L5	12397	L11	17428	
GENU2 (Uphol Surround)	52w	COM	6445	F6	7979	F12	9474	COL	7412	L6	14432	
	30d	F1	7316	F7	8161	F13	9838	L1	10454	L7	15602	
	29h	F2	7420	F8	8369	F14	10241	L2	10922	L8	17006	
	25ah	F3	7537	F9	8603	F15	10696	L3	11624	L9	18878	
	17sh	F4	7667	F10	8863	F16	11216	L4	12326	L10	20984	
	13 yds, 234 sf	F5	7810	F11	9149	F17	11788	L5	13262	L11	23324	

Standard metal finish is MPC Polished Chrome.  
For Resin Brushed Steel, add R to the product number; deduct \$105.

Shipping address for COM/COL materials and memo samples:  
TUOHY Furniture Corporation, Upholstery Receiving Dept, 1323 W 132nd St, Gardena, CA 90247

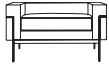


Please provide tagging information as needed for your project.

IMPORTANT! Additional yardage may be required for fabrics less than 54 inches wide and/or having more than a nominal vertical repeat or pattern.  
Use the Additional Yardage (+YDG) requirements listed on page D3 to re-calculate the yardage or square footage needed for a given pattern.

Category	Pattern	Grade
Faux-Leather	Silex	F3
Leather	Lena	L1

Genevieve Single Bench



Product No.	Dimensions	Fabric \$						Leather \$					
GENB1 (Wd1 Surround)	30w	COM	5442	F6	5914	F12	6374	COL	6258	L6	8418		
	22d	F1	5710	F7	5970	F13	6486	L1	7194	L7	8778		
	20h	F2	5742	F8	6034	F14	6610	L2	7338	L8	9210		
		F3	5778	F9	6106	F15	6750	L3	7554	L9	9786		
	16sh	F4	5818	F10	6186	F16	6910	L4	7770	L10	10434		
	4 yds, 72 sf	F5	5862	F11	6274	F17	7086	L5	8058	L11	11154		
(Wd2 Surround)	30w	COM	5823	F6	6295	F12	6755	COL	6696	L6	8856		
	22d	F1	6091	F7	6351	F13	6867	L1	7632	L7	9216		
	20h	F2	6123	F8	6415	F14	6991	L2	7776	L8	9648		
		F3	6159	F9	6487	F15	7131	L3	7992	L9	10224		
	16sh	F4	6199	F10	6567	F16	7291	L4	8208	L10	10872		
	4 yds, 72 sf	F5	6243	F11	6655	F17	7467	L5	8496	L11	11592		
GENBU1 (Uphol Surround)	30w	COM	4670	F6	5378	F12	6068	COL	5371	L6	8611		
	22d	F1	5072	F7	5462	F13	6236	L1	6775	L7	9151		
	20h	F2	5120	F8	5558	F14	6422	L2	6991	L8	9799		
		F3	5174	F9	5666	F15	6632	L3	7315	L9	10663		
	16sh	F4	5234	F10	5786	F16	6872	L4	7639	L10	11635		
	6 yds, 108 sf	F5	5300	F11	5918	F17	7136	L5	8071	L11	12715		

Standard metal finish is MPC Polished Chrome.  
For Resin Brushed Steel, add R to the product number; deduct \$105.

Genevieve Double Bench



GENB2 (Wd1 Surround)	52w	COM	6955	F6	7427	F12	7887	COL	7999	L6	10159
	22d	F1	7223	F7	7483	F13	7999	L1	8935	L7	10519
	20h	F2	7255	F8	7547	F14	8123	L2	9079	L8	10951
		F3	7291	F9	7619	F15	8263	L3	9295	L9	11527
	16sh	F4	7331	F10	7699	F16	8423	L4	9511	L10	12175
	4 yds, 72 sf	F5	7375	F11	7787	F17	8599	L5	9799	L11	12895
(Wd2 Surround)	52w	COM	7442	F6	7914	F12	8374	COL	8559	L6	10719
	22d	F1	7710	F7	7970	F13	8486	L1	9495	L7	11079
	20h	F2	7742	F8	8034	F14	8610	L2	9639	L8	11511
		F3	7778	F9	8106	F15	8750	L3	9855	L9	12087
	16sh	F4	7818	F10	8186	F16	8910	L4	10071	L10	12735
	4 yds, 72 sf	F5	7862	F11	8274	F17	9086	L5	10359	L11	13455
GENBU2 (Uphol Surround)	52w	COM	5816	F6	6524	F12	7214	COL	6689	L6	9929
	22d	F1	6218	F7	6608	F13	7382	L1	8093	L7	10469
	20h	F2	6266	F8	6704	F14	7568	L2	8309	L8	11117
		F3	6320	F9	6812	F15	7778	L3	8633	L9	11981
	16sh	F4	6380	F10	6932	F16	8018	L4	8957	L10	12953
	6 yds, 108 sf	F5	6446	F11	7064	F17	8282	L5	9389	L11	14033

Standard metal finish is MPC Polished Chrome.  
For Resin Brushed Steel, add R to the product number; deduct \$105.

Shipping address for COM/COL materials and memo samples:  
TUOHY Furniture Corporation, Upholstery Receiving Dept, 1323 W 132nd St, Gardena, CA 90247



Please provide tagging information as needed for your project.

IMPORTANT! Additional yardage may be required for fabrics less than 54 inches wide and/or having more than a nominal vertical repeat or pattern.  
Use the Additional Yardage (+YDG) requirements listed on page D3 to re-calculate the yardage or square footage needed for a given pattern.

Category	Pattern	Grade
Faux-Leather	Silex	F3
Leather	Lena	L1

Genevieve Triple Bench



Product No.	Dimensions	Fabric \$	Leather \$	
GENB3 (Wd1 Surround)	74w	COM 8241 F6 9185 F12 10105	COL 9477 L6 13797	
	22d	F1 8777 F7 9297 F13 10329	L1 11349 L7 14517	
	20h	F2 8841 F8 9425 F14 10577	L2 11637 L8 15381	
		F3 8913 F9 9569 F15 10857	L3 12069 L9 16533	
	16sh	F4 8993 F10 9729 F16 11177	L4 12501 L10 17829	
	8 yds, 144 sf	F5 9081 F11 9905 F17 11529	L5 13077 L11 19269	
	(Wd2 Surround)	74w	COM 8818 F6 9762 F12 10682	COL 10140 L6 14460
		22d	F1 9354 F7 9874 F13 10906	L1 12012 L7 15180
		20h	F2 9418 F8 10002 F14 11154	L2 12300 L8 16044
			F3 9490 F9 10146 F15 11434	L3 12732 L9 17196
16sh		F4 9570 F10 10306 F16 11754	L4 13164 L10 18492	
8 yds, 144 sf		F5 9658 F11 10482 F17 12106	L5 13740 L11 19932	
GENBU3 (Uphol Surround)		74w	COM 6799 F6 8215 F12 9595	COL 7818 L6 14298
		22d	F1 7603 F7 8383 F13 9931	L1 10626 L7 15378
		20h	F2 7699 F8 8575 F14 10303	L2 11058 L8 16674
			F3 7807 F9 8791 F15 10723	L3 11706 L9 18402
	16sh	F4 7927 F10 9031 F16 11203	L4 12354 L10 20346	
	12 yds, 216 sf	F5 8059 F11 9295 F17 11731	L5 13218 L11 22506	

Standard metal finish is MPC Polished Chrome.  
For Resin Brushed Steel, add R to the product number; deduct \$105.

Genevieve Quad Bench



GENB4 (Wd1 Surround)	96w	COM 8911 F6 10091 F12 11241	COL 10248 L6 15648	
	22d	F1 9581 F7 10231 F13 11521	L1 12588 L7 16548	
	20h	F2 9661 F8 10391 F14 11831	L2 12948 L8 17628	
		F3 9751 F9 10571 F15 12181	L3 13488 L9 19068	
	16sh	F4 9851 F10 10771 F16 12581	L4 14028 L10 20688	
	10 yds, 180 sf	F5 9961 F11 10991 F17 13021	L5 14748 L11 22488	
	(Wd2 Surround)	96w	COM 9535 F6 10715 F12 11865	COL 10965 L6 16365
		22d	F1 10205 F7 10855 F13 12145	L1 13305 L7 17265
		20h	F2 10285 F8 11015 F14 12455	L2 13665 L8 18345
			F3 10375 F9 11195 F15 12805	L3 14205 L9 19785
16sh		F4 10475 F10 11395 F16 13205	L4 14745 L10 21405	
10 yds, 180 sf		F5 10585 F11 11615 F17 13645	L5 15465 L11 23205	
GENBU4 (Uphol Surround)		96w	COM 7585 F6 9237 F12 10847	COL 8723 L6 16283
		22d	F1 8523 F7 9433 F13 11239	L1 11999 L7 17543
		20h	F2 8635 F8 9657 F14 11673	L2 12503 L8 19055
			F3 8761 F9 9909 F15 12163	L3 13259 L9 21071
	16sh	F4 8901 F10 10189 F16 12723	L4 14015 L10 23339	
	14 yds, 252 sf	F5 9055 F11 10497 F17 13339	L5 15023 L11 25859	

Standard metal finish is MPC Polished Chrome.  
For Resin Brushed Steel, add R to the product number; deduct \$105.

> See also: Genevieve Tables

Shipping address for COM/COL materials and memo samples:  
TUOHY Furniture Corporation, Upholstery Receiving Dept, 1323 W 132nd St, Gardena, CA 90247



Please provide tagging information as needed for your project.

IMPORTANT! Additional yardage may be required for fabrics less than 54 inches wide and/or having more than a nominal vertical repeat or pattern.  
Use the Additional Yardage (+YDG) requirements listed on page D3 to re-calculate the yardage or square footage needed for a given pattern.

Category	Pattern	Grade
Faux-Leather	Silex	F3
Leather	Lena	L1