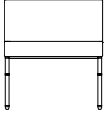
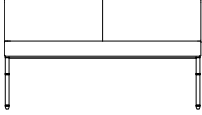
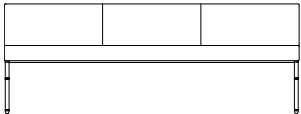
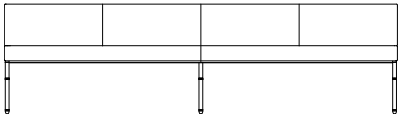


TUOHY

Leit



	Product No.	Dimensions	Fabric \$							Leather \$			
Leit Chair, Single 	PLEC1	26w	COM	4803	F6	5098	F12	5386	COL	5523	L6	6873	
		24d	F1	4971	F7	5133	F13	5456	L1	6108	L7	7098	
		29h	F2	4991	F8	5173	F14	5533	L2	6198	L8	7368	
		18sh	F3	5013	F9	5218	F15	5621	L3	6333	L9	7728	
		2.5 yds, 45 sf	F4	5038	F10	5268	F16	5721	L4	6468	L10	8133	
			F5	5066	F11	5323	F17	5831	L5	6648	L11	8583	
Leit Chair, Double 	PLEC2	52w	COM	6681	F6	7153	F12	7613	COL	7683	L6	9843	
		24d	F1	6949	F7	7209	F13	7725	L1	8619	L7	10203	
		29h	F2	6981	F8	7273	F14	7849	L2	8763	L8	10635	
		18sh	F3	7017	F9	7345	F15	7989	L3	8979	L9	11211	
		4 yds, 72 sf	F4	7057	F10	7425	F16	8149	L4	9195	L10	11859	
			F5	7101	F11	7513	F17	8325	L5	9483	L11	12579	
Leit Chair, Triple 	PLEC3	78w	COM	8188	F6	8896	F12	9586	COL	9416	L6	12656	
		24d	F1	8590	F7	8980	F13	9754	L1	10820	L7	13196	
		29h	F2	8638	F8	9076	F14	9940	L2	11036	L8	13844	
		18sh	F3	8692	F9	9184	F15	10150	L3	11360	L9	14708	
		6 yds, 108 sf	F4	8752	F10	9304	F16	10390	L4	11684	L10	15680	
			F5	8818	F11	9436	F17	10654	L5	12116	L11	16760	
Leit Chair, Quad 	PLEC4	104w	COM	11474	F6	12418	F12	13338	COL	13195	L6	17515	
		24d	F1	12010	F7	12530	F13	13562	L1	15067	L7	18235	
		29h	F2	12074	F8	12658	F14	13810	L2	15355	L8	19099	
		18sh	F3	12146	F9	12802	F15	14090	L3	15787	L9	20251	
		8 yds, 144 sf	F4	12226	F10	12962	F16	14410	L4	16219	L10	21547	
			F5	12314	F11	13138	F17	14762	L5	16795	L11	22987	

! Notes

All metal frame parts this page are resin-coated steel; specify color choice:

MRB Resin Black, MRSA Resin Satin Aluminum, MRTG Resin Thunder Gray or MRW Resin White.

Shipping address for COM/COL materials and memo samples:
 TUOHY/Realform Technologies, 25 Worcester Rd, Toronto ON, M9W 1K9 Canada



IMPORTANT! Additional yardage may be required for fabrics less than 54 inches wide and/or having more than a nominal vertical repeat or pattern. Use the Additional Yardage (+YDG) requirements listed on page D3 to re-calculate the yardage or square footage needed for a given pattern.

Category	Pattern	Grade
Faux-Leather	Silex	F3
Leather	Lena	L1

Leit Bench, Single




Product No.	Dimensions	Fabric \$						Leather \$				
PLEB11	26w	COM	2170	F6	2347	F12	2520	COL	2496	L6	3306	
	18d	F1	2271	F7	2368	F13	2562	L1	2847	L7	3441	
	18h	F2	2283	F8	2392	F14	2608	L2	2901	L8	3603	
	18sh	F3	2296	F9	2419	F15	2661	L3	2982	L9	3819	
		F4	2311	F10	2449	F16	2721	L4	3063	L10	4062	
	1.5 yds, 27 sf	F5	2328	F11	2482	F17	2787	L5	3171	L11	4332	
PLEB12	26w	COM	2313	F6	2608	F12	2896	COL	2660	L6	4010	
	24d	F1	2481	F7	2643	F13	2966	L1	3245	L7	4235	
	18h	F2	2501	F8	2683	F14	3043	L2	3335	L8	4505	
	18sh	F3	2523	F9	2728	F15	3131	L3	3470	L9	4865	
		F4	2548	F10	2778	F16	3231	L4	3605	L10	5270	
	2.5 yds, 45 sf	F5	2576	F11	2833	F17	3341	L5	3785	L11	5720	

Leit Bench, Extended




PLEBX1	39w	COM	2738	F6	3092	F12	3437	COL	3149	L6	4769
	18d	F1	2939	F7	3134	F13	3521	L1	3851	L7	5039
	18h	F2	2963	F8	3182	F14	3614	L2	3959	L8	5363
	18sh	F3	2990	F9	3236	F15	3719	L3	4121	L9	5795
		F4	3020	F10	3296	F16	3839	L4	4283	L10	6281
	3 yds, 54 sf	F5	3053	F11	3362	F17	3971	L5	4499	L11	6821
PLEBX2	39w	COM	2879	F6	3233	F12	3578	COL	3311	L6	4931
	24d	F1	3080	F7	3275	F13	3662	L1	4013	L7	5201
	18h	F2	3104	F8	3323	F14	3755	L2	4121	L8	5525
	18sh	F3	3131	F9	3377	F15	3860	L3	4283	L9	5957
		F4	3161	F10	3437	F16	3980	L4	4445	L10	6443
	3 yds, 54 sf	F5	3194	F11	3503	F17	4112	L5	4661	L11	6983

Leit Bench, Double



PLEB21	52w	COM	4332	F6	4627	F12	4915	COL	4982	L6	6332
	18d	F1	4500	F7	4662	F13	4985	L1	5567	L7	6557
	18h	F2	4520	F8	4702	F14	5062	L2	5657	L8	6827
	18sh	F3	4542	F9	4747	F15	5150	L3	5792	L9	7187
		F4	4567	F10	4797	F16	5250	L4	5927	L10	7592
	2.5 yds, 45 sf	F5	4595	F11	4852	F17	5360	L5	6107	L11	8042
PLEB22	52w	COM	4475	F6	4770	F12	5058	COL	5146	L6	6496
	24d	F1	4643	F7	4805	F13	5128	L1	5731	L7	6721
	18h	F2	4663	F8	4845	F14	5205	L2	5821	L8	6991
	18sh	F3	4685	F9	4890	F15	5293	L3	5956	L9	7351
		F4	4710	F10	4940	F16	5393	L4	6091	L10	7756
	2.5 yds, 45 sf	F5	4738	F11	4995	F17	5503	L5	6271	L11	8206

Leit Bench, Triple



PLEB31	78w	COM	5508	F6	5921	F12	6324	COL	6335	L6	8225
	18d	F1	5743	F7	5970	F13	6422	L1	7154	L7	8540
	18h	F2	5771	F8	6026	F14	6530	L2	7280	L8	8918
	18sh	F3	5802	F9	6089	F15	6653	L3	7469	L9	9422
		F4	5837	F10	6159	F16	6793	L4	7658	L10	9989
	3.5 yds, 63 sf	F5	5876	F11	6236	F17	6947	L5	7910	L11	10619
PLEB32	78w	COM	5649	F6	6062	F12	6465	COL	6496	L6	8386
	24d	F1	5884	F7	6111	F13	6563	L1	7315	L7	8701
	18h	F2	5912	F8	6167	F14	6671	L2	7441	L8	9079
	18sh	F3	5943	F9	6230	F15	6794	L3	7630	L9	9583
		F4	5978	F10	6300	F16	6934	L4	7819	L10	10150
	3.5 yds, 63 sf	F5	6017	F11	6377	F17	7088	L5	8071	L11	10780

! Notes

All metal frame parts this page are resin-coated steel; specify color choice:
MRB Resin Black, MRSa Resin Satin Aluminum, MRTG Resin Thunder Gray or MRW Resin White.

Shipping address for COM/COL materials and memo samples:
TUOHY/Realform Technologies, 25 Worcester Rd, Toronto ON, M9W 1K9 Canada



IMPORTANT! Additional yardage may be required for fabrics less than 54 inches wide and/or having more than a nominal vertical repeat or pattern.
Use the Additional Yardage (+YDG) requirements listed on page D3 to re-calculate the yardage or square footage needed for a given pattern.

Category	Pattern	Grade
Faux-Leather	Silix	F3
Leather	Lena	L1